



▶ Florida finished the season with an 8-5 record and was 6-2 in Southeastern Conference play. The Gators were ranked 24th in the final edition of the ESPN/USA Today Coaches Poll and have now been ranked in either the AP or Coaches poll 220 consecutive weeks, which is the longest active streak in the nation.

▶ With its spot in the ESPN/USA Today poll, Florida finished inside the Top 25 in the final rankings for the 13th consecutive season, the third longest active streak in the nation.

▶ UF played six ranked opponents during the 2002 season, which tied for tops among all SEC schools (Alabama also faced six). UF's six ranked opponents was the most ever faced by a first year coach in school history (Charlie Pell faced five in 1979 and lost all five).

▶ With its trip to the Outback Bowl to face Michigan, Florida appeared in a January bowl game for the 10th straight year to extend its SEC record and UF extended its school record of consecutive bowl games to 12. Only Florida and Florida State have gone to a January bowl game in each of the past 10 seasons.

▶ Florida's 6-2 record in SEC play was tied for the second best conference record in the league. The Gators were the only team to go undefeated in SEC Divisional play (East or West) this year to mark the seventh time in school history the Gators went undefeated in divisional play. UF defeated the eventual SEC Champion during the regular season for the second consecutive year. In 2001, the Gators defeated LSU and this season they knocked off Georgia.

▶ Florida head coach Ron Zook became the only first year coach in UF history to defeat two top five teams in his inaugural season with wins over fourth-ranked Tennessee and fifth-ranked Georgia. Coach Zook joined Steve Spurrier as the only Florida coaches in school history to defeat two top five programs in the same season.

▶ Only Steve Spurrier and Ray Graves won more games as a first-year head coach at Florida than Ron Zook as he led the Gators to eight victories.

▶ The Gators defeated Auburn, Georgia and Tennessee in the same season for the seventh time in school history.

▶ According to the NCAA, Florida's 2002 schedule ranked as the sixth toughest in the country (as of Jan. 7).

▶ The Florida football team has already received December National Letter of Intent from five junior college players Offensive Lineman Tavarus Washington (6-3, 295, Mississippi Delta Junior College), Anthony Guerrero (6-3, 305, Cerritos Junior College, California), Bill Griffin (6-4, 290, Ventura Junior College, California) along with tight end David Kenner (6-4, 255, Lackawana Junior College, Pennsylvania) and defensive tackle Eric Holcombe (6-3, 280, Northeast Mississippi Community College) have enrolled at Florida for the spring semester.

▶ On Dec. 27, 2002 Charlie Strong replaced John Thompson as Florida's defensive coordinator. Thompson was the 12th UF assistant coach to be hired directly to a head coaching position as he took the top spot at East Carolina on Dec. 20, 2002. Strong joined the Florida coaching staff for the fourth time in his career after serving as the defensive coordinator for South Carolina the past four years. Strong, 42, who coached the defensive line at Florida from 1991-94, was the outside linebacker coach for the Gators in the 1988 and 1989 seasons and served as a graduate assistant coach in Gainesville in 1983 and 1984.

▶ UF made its most recent hire on Jan. 10, 2003 when Bill Miller was named the Gators linebackers coach. Miller has been a defensive coordinator for the last eight seasons, four of them at the University of Miami and the last four at Michigan State. Miller was also the defensive coordinator, linebackers and defensive backs coach at Oklahoma State from 1989 to 1994 and also has coaching stints at Minnesota, Nevada-Reno, Drake and Texas Arlington. Miller replaced Jerry Odom who left Florida to go to East Carolina as John Thompson's defensive coordinator.

2002 UNIVERSITY OF FLORIDA FOOTBALL SCHEDULE AND RESULTS					
DATE	OPPONENT	SITE	W/L	SCORE	GAME NOTES
A31	UAB	Gainesville	W	51-3	Jacobs sets single game receiving mark with 246 yards
S7	No. 1 Miami	Gainesville	L	41-16	UF defense intercepts Heisman finalist Ken Dorsey three times
S14	Ohio	Gainesville	W	34-6	Graham rushed for two touchdowns to pace the Gator attack
S21	No. 4 Tennessee	Knoxville	W	30-13	24 second quarter points lead to Gator win
S28	Kentucky	Gainesville	W	41-34	Jacobs has a career-high 12 catches; UF racks up 509 total yds.
O5	Ole Miss	Oxford	L	17-14	Defense holds Eli Manning to 154 yards and no TD passes
O12	No. 18 LSU	Gainesville	L	36-7	Nation's top-ranked defense intercepts UF four times
O19	Auburn	Gainesville	W	30-23 OT	First OT win in school history
N2	No. 5 Georgia	Jacksonville	W	20-13	Gators hand eventual SEC Champions only loss of 2002 season
N9	Vanderbilt	Nashville	W	21-17	Gators limit Vandy to 94 passing yards
N16	South Carolina	Gainesville	W	28-7	Grossman fires four touchdown passes
N30	No. 23 FSU	Tallahassee	L	31-14	FSU outrushes UF 225-83
J1	No. 12 Michigan	Tampa	L	38-30	Grossman turns in school record 17th 300-yard passing game

SCHOOL RECORDS

- ▶ Florida set a school record for most offensive plays in a season with 982 (the 1992 team ran 926).
- ▶ Florida set a school record with 295 completions on the season (UF had 290 in 1992).
- ▶ Florida set a school record with 517 pass attempts on the season (UF had 503 in 1992).
- ▶ Florida's 3,519 yards passing this season was sixth best in UF history.
- ▶ Florida's 5,290 total yards this season is fifth best in UF history.

FIRST-YEAR COACHES VS. RANKED OPPONENTS

▶ First-year head coach Ron Zook faced his sixth ranked opponent of the year in Michigan, marking the most by a first year coach in school history. This total betters that of Charlie Pell in 1979, who went up against five ranked opponents in his first season (13th-ranked Houston, 17th-ranked LSU, second-ranked Alabama, 20th-ranked Auburn, fifth-ranked Florida State). Overall, Florida's first year coaches are 9-22 vs. ranked opponents. A look at the individual coaching records:

<u>Year</u>	<u>Coach</u>	<u>Record</u>
2002	Ron Zook	2-4
1990	Steve Spurrier	1-2
1989	Gary Darnell	0-2
1984	Galen Hall	3-0
1979	Charley Pell	0-5
1970	Doug Dickey	0-2
1960	Ray Graves	2-1
1950	Bob Woodruff	1-3
1946	Raymond Wolf	0-2
1940	Thomas Lieb	0-1

▶ Zook is the only first year head coach in UF history to defeat two top five opponents in his first season as the Gators beat fourth-ranked Tennessee and fifth-ranked Georgia.

SCHEDULE NOTES

- ▶ Florida faced six ranked opponents this season with games against No. 1 Miami, No. 4 Tennessee, No. 18 LSU, No. 5 Georgia, No. 23 Florida State and No. 12 Michigan.
- ▶ Florida played seven teams this season that have won a national title (Miami, Tennessee, Auburn, LSU, Georgia, FSU, Michigan). The seven teams combined have 15 National Championships, including 11 since 1980.
- ▶ Eight of Florida's 13 opponents this season made appearances in bowl games. UF played Miami, Tennessee, Ole Miss, LSU, Auburn, Georgia, Florida State and Michigan.

▶ LSU was the second of two defending conference champions at "The Swamp" in 2002. Miami won the Big East a season ago, and LSU took the SEC crown.

▶ Florida's meeting with Michigan in the 2003 Outback Bowl was the first time the Gators and Wolverines had matched up. Florida also faced UAB and Ohio for the first time in the history of the program in the 2002 season.

▶ Florida tied a school record with seven home games this season, matching the seven played by the 1994 team.

<u>UF Week-By-Week in the Polls</u>			
<u>Date</u>	<u>AP</u>	<u>Coaches</u>	<u>BCS</u>
Preseason	6th	7th	n/a
Aug. 27	6th	7th	n/a
Sept. 2	6th	6th	n/a
Sept. 8	12th	13th	n/a
Sept. 15	10th	10th	n/a
Sept. 22	7th	9th	n/a
Sept. 29	6th	8th	n/a
Oct. 6	16th	16th	n/a
Oct. 13	NR	24th	n/a
Oct. 21	NR	23rd	NR
Oct. 27	NR	22nd	NR
Nov. 3	23rd	17th	14th
Nov. 10	20th	14th	14th
Nov. 17	19th	13th	14th
Nov. 24	15th	11th	13th
Dec. 2	23rd	20th	NR
Dec. 8	22nd	20th	NR
Final	NR	24th	NR

DATES TO KNOW

- ▶ **Feb. 5, 2003**
NCAA National Letter of Intent Signing Day
- ▶ **March 17, 2003**
Florida Spring practices will begin. Each member institution may hold 15 practice sessions.
- ▶ **March 19, 2003**
Florida will hold its NFL Pro Scouts Day.
- ▶ **April 12, 2003**
Florida will hold its annual Orange-Blue Spring Game.

PLAYER NOTES

▶ With his selection to the All-SEC first team, **Taylor Jacobs** kept Florida's streak intact of having a receiver on the first team for the ninth straight season. Jacobs and **Carlos Perez** ranked one-two in the SEC in receptions per game. Jacobs became the fifth Gator receiver to lead the SEC in receptions since 1990 and the 10th in school history. Jacobs and Perez are the first receiver tandem from the same school to finish one-two in the league since Craig Yeast and Anthony White of Kentucky did so in 1998.

▶ **Bam Hardmon** and **Mike Nattiel** finished the season ranked fourth and 21st in the nation, respectively in tackles. Hardmon had 168, while Nattiel made 148 stops.

▶ **Mike Degory** is just the third offensive lineman in school history to start every game his freshman year. David Williams (1985) and Reggie Green (1992) also did so.

▶ **Rex Grossman** led the SEC in passing yards per game (261.7) and total offense (256.7). Grossman led the league in passing yards per game for the third consecutive season and in total offense for the second consecutive season.

▶ With 503 passing attempts this year, **Rex Grossman** established a UF single season record as he passed

▶ *continued on page 4*

2002 PERFORMANCES

Team Stats			The Schedule	2002 Top Individual Performances																																														
<table border="0" style="width: 100%;"> <tr> <td style="width: 15%;">Florida</td> <td style="width: 60%;">Category</td> <td style="width: 25%;">Opponents</td> </tr> <tr> <td>270.7</td> <td>Passing Offense</td> <td>162.4</td> </tr> <tr> <td>136.2</td> <td>Rushing Offense</td> <td>163.2</td> </tr> <tr> <td>406.9</td> <td>Total Offense</td> <td>325.5</td> </tr> <tr> <td>25.8</td> <td>Scoring Offense</td> <td>21.5</td> </tr> <tr> <td>162.4</td> <td>Passing Defense</td> <td>270.7</td> </tr> <tr> <td>163.2</td> <td>Rushing Defense</td> <td>136.2</td> </tr> <tr> <td>325.5</td> <td>Total Defense</td> <td>406.9</td> </tr> <tr> <td>21.5</td> <td>Scoring Defense</td> <td>25.8</td> </tr> <tr> <td>301</td> <td>1st Downs For</td> <td>209</td> </tr> <tr> <td>.382</td> <td>3rd Down Conv.</td> <td>.293</td> </tr> <tr> <td>.444</td> <td>4th Down Conv.</td> <td>.484</td> </tr> <tr> <td>20-139</td> <td>Sacks By-Yards</td> <td>24-175</td> </tr> <tr> <td>95-172</td> <td>Penalties-Yards</td> <td>104-780</td> </tr> <tr> <td>21-8</td> <td>Fumbles-Lost</td> <td>28-10</td> </tr> <tr> <td>28:58</td> <td>Avg. Time of Poss.</td> <td>31:02</td> </tr> </table>	Florida	Category	Opponents	270.7	Passing Offense	162.4	136.2	Rushing Offense	163.2	406.9	Total Offense	325.5	25.8	Scoring Offense	21.5	162.4	Passing Defense	270.7	163.2	Rushing Defense	136.2	325.5	Total Defense	406.9	21.5	Scoring Defense	25.8	301	1st Downs For	209	.382	3rd Down Conv.	.293	.444	4th Down Conv.	.484	20-139	Sacks By-Yards	24-175	95-172	Penalties-Yards	104-780	21-8	Fumbles-Lost	28-10	28:58	Avg. Time of Poss.	31:02	<p>FLORIDA (8-5, 6-2 SEC)</p> <p>A31 UAB (W, 51-3)</p> <p>S7 No. 1 MIAMI (L, 41-16)</p> <p>S14 OHIO (W, 34-6)</p> <p>S21 at No. 4 Tennessee (W, 30-13)</p> <p>S28 KENTUCKY (W, 41-34)</p> <p>O5 at Ole Miss (L, 17-14)</p> <p>O12 No. 18 LSU (L, 36-7)</p> <p>O19 AUBURN (W, 30-23 OT)</p> <p>N2 No. 5 ^Georgia (W, 20-13)</p> <p>N9 at Vanderbilt (W, 21-17)</p> <p>N16 SOUTH CAROLINA (W, 28-7)</p> <p>N30 at No. 23 Florida State (L, 31-14)</p> <p>J1 vs. No. 12 *Michigan (L, 38-30)</p> <p>^ at Jacksonville, Fla.</p> <p>* at Tampa, Fla.</p>	<p>Individual</p> <p>Rushing</p> <p>Attempts . 32 .. Earnest Graham vs. Kentucky</p> <p>Yards 182 Earnest Graham vs. UAB</p> <p>Long 63 Earnest Graham vs. UAB</p> <p>Receiving</p> <p>Catches .. 12 Taylor Jacobs vs. Kentucky</p> <p>..... Carlos Perez vs. Georgia</p> <p>Yards 246 Taylor Jacobs vs. UAB</p> <p>Long 59 Taylor Jacobs vs. UAB</p> <p>Passing</p> <p>Att. 47 Rex Grossman at FSU</p> <p>Comp. 36 Rex Grossman vs. Georgia</p> <p>Yards 375 Rex Grossman vs. Kentucky</p> <p>Long 59 Rex Grossman vs. UAB</p> <p>TD Pass ... 4 Rex Grossman vs. USC</p> <p>Defense</p> <p>Tackles ... 19 Bam Hardmon vs. USC</p> <p>Sacks 2 Mike Nattiel vs. Kentucky</p> <p>Int 2 Todd Johnson vs. Miami</p> <p>Kicking</p> <p>Punts 9 Jason Hunter vs. Miami</p> <p>Long Punt 71 Ingle Martin at Ole Miss</p> <p>FG 3 Matt Leach vs. Auburn</p> <p>Long FG . 48 Matt Leach vs. Auburn</p>
Florida	Category	Opponents																																																
270.7	Passing Offense	162.4																																																
136.2	Rushing Offense	163.2																																																
406.9	Total Offense	325.5																																																
25.8	Scoring Offense	21.5																																																
162.4	Passing Defense	270.7																																																
163.2	Rushing Defense	136.2																																																
325.5	Total Defense	406.9																																																
21.5	Scoring Defense	25.8																																																
301	1st Downs For	209																																																
.382	3rd Down Conv.	.293																																																
.444	4th Down Conv.	.484																																																
20-139	Sacks By-Yards	24-175																																																
95-172	Penalties-Yards	104-780																																																
21-8	Fumbles-Lost	28-10																																																
28:58	Avg. Time of Poss.	31:02																																																

Individual Leaders	2002 Top UF Performances	Stat Improvements																																																																																																																																																																																																																							
<p>Rushing</p> <table border="0" style="width: 100%;"> <tr> <td style="width: 10%;">Florida</td> <td style="width: 5%;"><u>G</u></td> <td style="width: 5%;"><u>Att.</u></td> <td style="width: 5%;"><u>Net</u></td> <td style="width: 5%;"><u>Avg.</u></td> <td style="width: 5%;"><u>TD</u></td> <td style="width: 5%;"><u>YPG</u></td> </tr> <tr> <td>Graham</td> <td>13</td> <td>240</td> <td>1085</td> <td>4.5</td> <td>11</td> <td>83.5</td> </tr> <tr> <td>Carthon</td> <td>13</td> <td>105</td> <td>563</td> <td>5.4</td> <td>5</td> <td>43.3</td> </tr> <tr> <td>Green</td> <td>12</td> <td>19</td> <td>73</td> <td>3.8</td> <td>2</td> <td>6.1</td> </tr> <tr> <td>Martin</td> <td>12</td> <td>11</td> <td>51</td> <td>4.6</td> <td>0</td> <td>4.2</td> </tr> </table> <p>Passing</p> <table border="0" style="width: 100%;"> <tr> <td style="width: 10%;">Florida</td> <td style="width: 10%;"><u>A-C-I</u></td> <td style="width: 10%;"><u>Pct.</u></td> <td style="width: 10%;"><u>Yds.</u></td> <td style="width: 10%;"><u>TD</u></td> <td style="width: 10%;"><u>YPG</u></td> </tr> <tr> <td>Grossman</td> <td>462-266-17</td> <td>57.6</td> <td>3079</td> <td>20</td> <td>256.6</td> </tr> <tr> <td>Martin</td> <td>10-7-0</td> <td>70.0</td> <td>96</td> <td>25</td> <td>10.7</td> </tr> </table> <p>Receiving</p> <table border="0" style="width: 100%;"> <tr> <td style="width: 10%;">Florida</td> <td style="width: 5%;"><u>G</u></td> <td style="width: 5%;"><u>Rec.</u></td> <td style="width: 5%;"><u>Yds.</u></td> <td style="width: 5%;"><u>Avg.</u></td> <td style="width: 5%;"><u>TD</u></td> <td style="width: 5%;"><u>YPG</u></td> </tr> <tr> <td>Jacobs</td> <td>11</td> <td>71</td> <td>1088</td> <td>15.3</td> <td>8</td> <td>98.9</td> </tr> <tr> <td>Perez</td> <td>11</td> <td>58</td> <td>591</td> <td>10.2</td> <td>4</td> <td>53.7</td> </tr> <tr> <td>Kight</td> <td>13</td> <td>37</td> <td>511</td> <td>13.8</td> <td>1</td> <td>39.3</td> </tr> <tr> <td>Walker</td> <td>13</td> <td>27</td> <td>376</td> <td>13.8</td> <td>4</td> <td>39.3</td> </tr> <tr> <td>Graham</td> <td>13</td> <td>22</td> <td>93</td> <td>4.2</td> <td>0</td> <td>7.2</td> </tr> </table> <p>Defense</p> <table border="0" style="width: 100%;"> <tr> <td style="width: 10%;">Florida</td> <td style="width: 10%;"><u>UT-AT-TI</u></td> <td style="width: 5%;"><u>TFL</u></td> <td style="width: 5%;"><u>S</u></td> <td style="width: 5%;"><u>INT</u></td> <td style="width: 5%;"><u>FF</u></td> <td style="width: 5%;"><u>FR</u></td> </tr> <tr> <td>Hardmon</td> <td>104-64-168</td> <td>6</td> <td>1</td> <td>1</td> <td>2</td> <td>0</td> </tr> <tr> <td>Nattiel</td> <td>88-60-148</td> <td>7</td> <td>2</td> <td>0</td> <td>0</td> <td>0</td> </tr> <tr> <td>Scott</td> <td>69-33-102</td> <td>3</td> <td>1</td> <td>2</td> <td>2</td> <td>0</td> </tr> <tr> <td>Johnson</td> <td>54-34-88</td> <td>3</td> <td>1</td> <td>2</td> <td>0</td> <td>1</td> </tr> <tr> <td>Mitchell</td> <td>51-27-78</td> <td>8.3</td> <td>2.3</td> <td>0</td> <td>1</td> <td>1</td> </tr> </table>	Florida	<u>G</u>	<u>Att.</u>	<u>Net</u>	<u>Avg.</u>	<u>TD</u>	<u>YPG</u>	Graham	13	240	1085	4.5	11	83.5	Carthon	13	105	563	5.4	5	43.3	Green	12	19	73	3.8	2	6.1	Martin	12	11	51	4.6	0	4.2	Florida	<u>A-C-I</u>	<u>Pct.</u>	<u>Yds.</u>	<u>TD</u>	<u>YPG</u>	Grossman	462-266-17	57.6	3079	20	256.6	Martin	10-7-0	70.0	96	25	10.7	Florida	<u>G</u>	<u>Rec.</u>	<u>Yds.</u>	<u>Avg.</u>	<u>TD</u>	<u>YPG</u>	Jacobs	11	71	1088	15.3	8	98.9	Perez	11	58	591	10.2	4	53.7	Kight	13	37	511	13.8	1	39.3	Walker	13	27	376	13.8	4	39.3	Graham	13	22	93	4.2	0	7.2	Florida	<u>UT-AT-TI</u>	<u>TFL</u>	<u>S</u>	<u>INT</u>	<u>FF</u>	<u>FR</u>	Hardmon	104-64-168	6	1	1	2	0	Nattiel	88-60-148	7	2	0	0	0	Scott	69-33-102	3	1	2	2	0	Johnson	54-34-88	3	1	2	0	1	Mitchell	51-27-78	8.3	2.3	0	1	1	<p>Rushing</p> <p>Attempts 46 vs. Kentucky</p> <p>Yards 233 vs. UAB</p> <p>Avg. 6.1 vs. UAB</p> <p>TD Rushes 5 vs. UAB</p> <p>Passing</p> <p>Att. 47 at FSU</p> <p>Comp. 36 vs. Georgia</p> <p>Yards 410 vs. UAB</p> <p>Avg. 12.8 vs. UAB</p> <p>TD Pass 4 vs. USC</p> <p>Offense</p> <p>Plays 89 vs. Kentucky</p> <p>Offense 643 vs. UAB</p> <p>Yards Per Play 9.2 vs. UAB</p> <p>Points 51 vs. UAB</p> <p>First Downs 30 vs. Kentucky</p> <p>Penalties 13 vs. Auburn</p> <p>Penalty Yards 90 vs. Auburn</p> <p>Turnovers 4 at Ole Miss</p> <p>..... vs. LSU</p> <p>..... vs. Georgia</p> <p>Defense</p> <p>Sacks By 4 vs. South Carolina</p> <p>Interceptions By 3 vs. Miami</p>	<p>► Listed below are the categories in which the Gators did as well in or better between the 2001 and 2002 seasons:</p> <table border="0" style="width: 100%;"> <tr> <td></td> <td style="text-align: center;">2002</td> <td style="text-align: center;">2001</td> </tr> <tr> <td>First Downs</td> <td style="text-align: right;">301</td> <td style="text-align: right;">292</td> </tr> <tr> <td>Rushing First Downs</td> <td style="text-align: right;">105</td> <td style="text-align: right;">84</td> </tr> <tr> <td>Penalty First Downs</td> <td style="text-align: right;">28</td> <td style="text-align: right;">14</td> </tr> <tr> <td>Rushing Yds.</td> <td style="text-align: right;">1771</td> <td style="text-align: right;">1346</td> </tr> <tr> <td>Rushing Att.</td> <td style="text-align: right;">465</td> <td style="text-align: right;">324</td> </tr> <tr> <td>Avg. Rush Yds.</td> <td style="text-align: right;">136.2</td> <td style="text-align: right;">122.4</td> </tr> <tr> <td>Rushing TDs</td> <td style="text-align: right;">20</td> <td style="text-align: right;">16</td> </tr> <tr> <td>Pass Att.</td> <td style="text-align: right;">517</td> <td style="text-align: right;">464</td> </tr> <tr> <td>Total Plays</td> <td style="text-align: right;">982</td> <td style="text-align: right;">788</td> </tr> <tr> <td>Punt Return #-Yds</td> <td style="text-align: right;">38-396</td> <td style="text-align: right;">36-369</td> </tr> <tr> <td>Punt Return Avg.</td> <td style="text-align: right;">10.4</td> <td style="text-align: right;">10.3</td> </tr> <tr> <td>Fumbles-Lost</td> <td style="text-align: right;">21-8</td> <td style="text-align: right;">22-13</td> </tr> <tr> <td>Opp. 1st Qtr. Scoring</td> <td style="text-align: right;">39</td> <td style="text-align: right;">39</td> </tr> <tr> <td>Opp. 4th Qtr. Scoring</td> <td style="text-align: right;">49</td> <td style="text-align: right;">67</td> </tr> <tr> <td>Pass Defense</td> <td style="text-align: right;">162.4</td> <td style="text-align: right;">190.1</td> </tr> <tr> <td>Tackles</td> <td style="text-align: right;">1,307</td> <td style="text-align: right;">963</td> </tr> <tr> <td>Tackles For Loss</td> <td style="text-align: right;">84</td> <td style="text-align: right;">74</td> </tr> <tr> <td>Forced Hurries</td> <td style="text-align: right;">102</td> <td style="text-align: right;">70</td> </tr> <tr> <td>Forced Fumbles</td> <td style="text-align: right;">11</td> <td style="text-align: right;">6</td> </tr> <tr> <td>Fumble Recoveries</td> <td style="text-align: right;">10</td> <td style="text-align: right;">10</td> </tr> <tr> <td>Pass Deflections</td> <td style="text-align: right;">56</td> <td style="text-align: right;">41</td> </tr> <tr> <td>Opp. Fumbles Lost</td> <td style="text-align: right;">28-10</td> <td style="text-align: right;">17-10</td> </tr> <tr> <td>Opp. 4th Down Pct.</td> <td style="text-align: right;">.480</td> <td style="text-align: right;">.480</td> </tr> <tr> <td>Red Zone TD Pct.</td> <td style="text-align: right;">.702</td> <td style="text-align: right;">.678</td> </tr> <tr> <td>Opp. Red Zone TD Pct.</td> <td style="text-align: right;">.500</td> <td style="text-align: right;">.615</td> </tr> </table>		2002	2001	First Downs	301	292	Rushing First Downs	105	84	Penalty First Downs	28	14	Rushing Yds.	1771	1346	Rushing Att.	465	324	Avg. Rush Yds.	136.2	122.4	Rushing TDs	20	16	Pass Att.	517	464	Total Plays	982	788	Punt Return #-Yds	38-396	36-369	Punt Return Avg.	10.4	10.3	Fumbles-Lost	21-8	22-13	Opp. 1st Qtr. Scoring	39	39	Opp. 4th Qtr. Scoring	49	67	Pass Defense	162.4	190.1	Tackles	1,307	963	Tackles For Loss	84	74	Forced Hurries	102	70	Forced Fumbles	11	6	Fumble Recoveries	10	10	Pass Deflections	56	41	Opp. Fumbles Lost	28-10	17-10	Opp. 4th Down Pct.	.480	.480	Red Zone TD Pct.	.702	.678	Opp. Red Zone TD Pct.	.500	.615
Florida	<u>G</u>	<u>Att.</u>	<u>Net</u>	<u>Avg.</u>	<u>TD</u>	<u>YPG</u>																																																																																																																																																																																																																			
Graham	13	240	1085	4.5	11	83.5																																																																																																																																																																																																																			
Carthon	13	105	563	5.4	5	43.3																																																																																																																																																																																																																			
Green	12	19	73	3.8	2	6.1																																																																																																																																																																																																																			
Martin	12	11	51	4.6	0	4.2																																																																																																																																																																																																																			
Florida	<u>A-C-I</u>	<u>Pct.</u>	<u>Yds.</u>	<u>TD</u>	<u>YPG</u>																																																																																																																																																																																																																				
Grossman	462-266-17	57.6	3079	20	256.6																																																																																																																																																																																																																				
Martin	10-7-0	70.0	96	25	10.7																																																																																																																																																																																																																				
Florida	<u>G</u>	<u>Rec.</u>	<u>Yds.</u>	<u>Avg.</u>	<u>TD</u>	<u>YPG</u>																																																																																																																																																																																																																			
Jacobs	11	71	1088	15.3	8	98.9																																																																																																																																																																																																																			
Perez	11	58	591	10.2	4	53.7																																																																																																																																																																																																																			
Kight	13	37	511	13.8	1	39.3																																																																																																																																																																																																																			
Walker	13	27	376	13.8	4	39.3																																																																																																																																																																																																																			
Graham	13	22	93	4.2	0	7.2																																																																																																																																																																																																																			
Florida	<u>UT-AT-TI</u>	<u>TFL</u>	<u>S</u>	<u>INT</u>	<u>FF</u>	<u>FR</u>																																																																																																																																																																																																																			
Hardmon	104-64-168	6	1	1	2	0																																																																																																																																																																																																																			
Nattiel	88-60-148	7	2	0	0	0																																																																																																																																																																																																																			
Scott	69-33-102	3	1	2	2	0																																																																																																																																																																																																																			
Johnson	54-34-88	3	1	2	0	1																																																																																																																																																																																																																			
Mitchell	51-27-78	8.3	2.3	0	1	1																																																																																																																																																																																																																			
	2002	2001																																																																																																																																																																																																																							
First Downs	301	292																																																																																																																																																																																																																							
Rushing First Downs	105	84																																																																																																																																																																																																																							
Penalty First Downs	28	14																																																																																																																																																																																																																							
Rushing Yds.	1771	1346																																																																																																																																																																																																																							
Rushing Att.	465	324																																																																																																																																																																																																																							
Avg. Rush Yds.	136.2	122.4																																																																																																																																																																																																																							
Rushing TDs	20	16																																																																																																																																																																																																																							
Pass Att.	517	464																																																																																																																																																																																																																							
Total Plays	982	788																																																																																																																																																																																																																							
Punt Return #-Yds	38-396	36-369																																																																																																																																																																																																																							
Punt Return Avg.	10.4	10.3																																																																																																																																																																																																																							
Fumbles-Lost	21-8	22-13																																																																																																																																																																																																																							
Opp. 1st Qtr. Scoring	39	39																																																																																																																																																																																																																							
Opp. 4th Qtr. Scoring	49	67																																																																																																																																																																																																																							
Pass Defense	162.4	190.1																																																																																																																																																																																																																							
Tackles	1,307	963																																																																																																																																																																																																																							
Tackles For Loss	84	74																																																																																																																																																																																																																							
Forced Hurries	102	70																																																																																																																																																																																																																							
Forced Fumbles	11	6																																																																																																																																																																																																																							
Fumble Recoveries	10	10																																																																																																																																																																																																																							
Pass Deflections	56	41																																																																																																																																																																																																																							
Opp. Fumbles Lost	28-10	17-10																																																																																																																																																																																																																							
Opp. 4th Down Pct.	.480	.480																																																																																																																																																																																																																							
Red Zone TD Pct.	.702	.678																																																																																																																																																																																																																							
Opp. Red Zone TD Pct.	.500	.615																																																																																																																																																																																																																							

FLORIDA IN THE RANKINGS

Category	SEC	NCAA
Passing Offense (270.7 ypg)	1st	20th
Rushing Offense (136.2 ypg)	10th	73rd
Total Offense (406.9 ypg)	1st	25th
Scoring Offense (25.8 ppg)	7th	69th
Passing Efficiency (121.3 rating)	7th	60th
Rushing Defense (163.2 ypg)	8th	68th
Passing Defense (162.3 ypg)	4th	7th
Total Defense (325.5 ypg)	6th	25th
Scoring Defense (21.5 ppg)	7th	31st
Passing Eff. Def. (108.9 rating)	5th	28th
Punting (30.2 ypp net)	12th	106th
Earnest Graham (83.5 rushing ypg)	4th	61st
Rex Grossman (256.7 total off.)	1st	19th
Taylor Jacobs (6.4 rec. per game)	1st	16th
Taylor Jacobs (98.9 rec. ypg)	1st	14th

► *continued from page 2*

Shane Matthews who had 463 attempts during the 1992 season. His 503 attempts was fourth best in SEC history. Grossman also had 287 completions to establish a new UF single season record (Matthews had 275 in 1992). His 3,402 yards passing is third best in school history, and the most ever by a junior.

► **Rex Grossman** set a school mark for career 300-yard passing games (17) and he is second in TD passes with 77.

► **Rex Grossman's** interception against FSU in the third quarter was his first in 118 pass attempts, just four shy of the school record set by Danny Wuerffel. He passed Wayne Peace (117) and Steve Spurrier (104) on that chart in the FSU game.

► **Earnest Graham's** 11 rushing TDs is tied with Errict Rhett for the sixth best single season total in UF history and established his season best. Only four players in UF history have ran for more touchdowns in a single season than Graham. His 1,085 rushing yards is seventh best in school history and the most since Fred Taylor's 1,292-yard season in 1997. Graham was also the fifth Gator

in the history of the program to rush for 3,000-yards or more in a career. Graham finished his career with 3,065 rushing yards.

► This season, tight ends **Aaron Walker** and **Ben Troupe** teamed up to catch 42 passes for 576 yards and five TDs. A season ago, the two had caught 25 passes for just 277 yards. Walker's 42 catches were the most since Kirk Kirkpatrick had 55 in 1990.

► **Todd Johnson** was responsible for 17 turnovers in his career (nine INT, eight FR), the most among active SEC players through the 2002 season.

► **Taylor Jacobs** finished the year with 71 catches, tied for the third best single season effort in UF history (Jabar Gaffney had 71 in 2000). Jacobs averaged 6.4 catches per game, which was second best in school history (Carlos Alvarez averaged 8.8 in 1969).

OFFENSE NOTEBOOK

► Florida led the SEC in passing offense (270.7) and total offense (406.9). The Gators have led the SEC in passing offense each of the last two years and eight of the last 13. In addition, UF has led the league in total offense in four of the last eight seasons.

► Florida also led the SEC in first downs with a total of 301, which is the third highest total in SEC history.

► Florida's red zone offense was the second best in the conference, converting on 41 of its 49 trips inside the 20-yard line (.837).

► Florida's rushing touchdown total of 20 was four more than last year's total of 16. In all, the Gators have rushed for 20 or more touchdowns in a season 14 times in the history of the program. UF's 20 touchdowns tied the 1997 and 2000 squads for the 12th highest total in school history.

► The Gators outscored SEC opponents 116-39 in the first half this season.

► Florida scored 164 of its 336 points

(48.8 percent) this season in the second quarter. UF outscored opponents in each quarter except the third.

► Florida ran more offensive plays than its opponents in each of its last nine games and 11 of 13 games all year.

► Florida turned the ball over on a fumble just six times in the regular season and twice in the bowl game.

► Every wide receiver in the Florida system has made more catches than they did a season ago. **Matt Jackson**, **Carlos Perez** and **O.J. Small** surpassed their career totals.

► With first-year offensive coordinator Ed Zaunbrecher's offense, Florida looked to improve on its balance on offense after passing on 58.9 percent of plays from scrimmage vs. 41.1 percent running plays in 2001.

► Florida had 982 total plays on offense this year. The Gators have rushed the ball 465 times and attempted 517 passes. Florida's season-by-season run-pass ratio since 1990:

Year	Run%	Pass%
1990	51.5	48.5
1991	50.5	49.5
1992	45.9	54.1
1994	48.9	51.1
1995	47.3	52.7
1996	51.8	48.2
1997	50.7	49.3
1998	44.7	55.3
1999	46.8	53.2
2000	43.7	56.3
2001	41.1	58.9
2002	47.4	52.6

2002 Season

Game	Run%	Pass%
UAB	54.3	45.7
Miami	44.4	55.6
Ohio	52.4	47.6
Tennessee	49.2	50.8
Kentucky	51.5	48.4
Ole Miss	40.5	59.5
LSU	36.2	63.8
Auburn	51.8	48.2
Georgia	42.5	57.5
Vanderbilt	57.8	42.2
S. Carolina	46.4	53.6
Florida State	36.4	63.5
Michigan	50.5	49.5

► This season, Florida had 16 different players catch passes. Taylor Jacobs has 71 receptions, while the 15 other players have combined for 224.

► Florida's opening day offensive line averaged 6-5, 312 pounds. Shown below is where the Gators stacked up against the rest of the country:

Top Offensive Lines By Avg. Weight

320	Fresno State
319	New Mexico State
313	Florida State
313	Houston
312	Duke
312	Florida
312	Hawai'i
311	Texas Tech
311	TCU
310	Oregon State

► Since 1990, UF has thrown for 300 or more yards in a game in 97 of its 163 contests. The Gators threw for 300 or more yards in a game just 14 times in the previous 83 seasons of play (1906-89).

**MOST TOUCHDOWN
PASSES SINCE 1990**

1.	FLORIDA	445
2.	Florida State	358
3.	BYU	344
4.	Louisiana Tech	299
5.	Nevada	289
6.	Fresno State	286
7.	Miami	281
8.	Oregon	268
9.	Houston	265
10.	Tennessee	257

► The Gators have gone a school-record 179 games without being shutout, dating back to a 16-0 loss to Auburn in 1988. Over that same span, the Gator defense has posted nine shutouts. A look at the SEC teams consecutive games without being shut out:

1.	FLORIDA	179
2.	Tennessee	109
3.	Georgia	91
4.	Arkansas	84
5.	Ole Miss	51
6.	Auburn	40
7.	Alabama	25
8.	Mississippi State	16
9.	LSU	3
10.	South Carolina	2
11.	Vanderbilt	0
	Kentucky	0

► Florida's streak of 179 games without being shutout is currently the eighth longest such active streak in the nation. A look at the top streaks in the nation:

1.	BYU	350
2.	Texas	265
3.	Washington	253
4.	Michigan	215
5.	Washington State	214
6.	Oregon	208
7.	Florida State	185
8.	Florida	179
9.	Colorado	172
10.	Arizona	135

► Over the past seven seasons (1996-2002), UF has posted 52 300-yard passing games, which is the most in the nation:

1.	FLORIDA	52
2.	Kentucky	51
	Louisiana Tech	51

► Since 1990, Florida has broken or tied 58 school and 31 SEC seasonal records.

► Since 1990, Florida has ranked in the top 10 in total offense in the final NCAA stats in seven of the last 13 seasons.

FLORIDA DEFENSE NOTEBOOK

► Florida's pass defense ranked seventh in the nation in fewest yards per game.

► Florida held opponents scoreless in 22 of 53 quarters this season (totals include overtime period against Auburn).

► Florida allowed more than 200 yards passing in just three games this year and allowed only one opponent QB (John Navarre, Michigan) to throw for more than 300 yards in a game.

► Opponents did not complete more than 50 percent of their passes in five of the last six games.

► Opponents scored TDs in just 14 of their last 28 trips inside the red zone.

► Florida had 84 tackles for loss this season after having 74 a year ago.

► Florida allowed just 162.4 yards passing per game, the lowest since the 1989 team allowed 153.3.

► The Florida defense scored 20 points this year.

► Fourteen different defensive players have had at least one sack for the Gators.

HOW OPPONENTS DID

► On average, UF opponents were not able to do as well against the Gators as they did versus the rest of the teams they have played during the 2002 season. The chart shows how each UF opponent has done against the Gators, and how they've done against everyone else they've gone up against:

	vs.UF	vs. Others
UAB		
Points	3	24.0
Total Offense	240	321.6
Total Defense	643	358.3
Miami		
Points	41	40.6
Total Offense	508	464.1
Total Defense	354	277.3
Ohio		
Points	6	26.1
Total Offense	190	333.7
Total Defense	365	370.7
Tennessee		
Points	13	21.7
Total Offense	384	323.6
Total Defense	418	252.6
Kentucky		
Points	34	36.4
Total Offense	268	425.2
Total Defense	509	357.0
Ole Miss		
Points	17	27.8
Total Offense	191	372.6
Total Defense	300	351.2
LSU		
Points	36	24.2
Total Offense	402	337.0
Total Defense	237	282.6
Auburn		
Points	23	30.4
Total Offense	375	388.5
Total Defense	394	327.6
Georgia		
Points	13	34.3
Total Offense	294	393.6
Total Defense	381	323.7
Vanderbilt		
Points	17	20.3
Total Offense	267	334.4
Total Defense	393	416.6
South Carolina		
Points	7	19.8
Total Offense	271	323.0
Total Defense	404	346.6
Florida State		
Points	31	32.0
Total Offense	419	407.7
Total Defense	386	371.8
Michigan		
Points	38	26.9
Total Offense	423.0	377.7
Total Defense	506.0	334.5

florida football team notes

▶ The Gator defense did not allow a touchdown in the first quarter in 10 of 13 games this season. It gave up only 39 points in the quarter, and 18 of those points came from field goals.

▶ Auburn, Georgia and Vanderbilt were the only SEC teams that scored an offensive touchdown against the Gators in the first half of this season.

▶ One of Florida's goals in 2002 was to increase its "Big Plays" (TFL, QB sacks, forced QB hurries, forced fumbles, fumble recoveries, pass deflections, interceptions, blocked kicks). The chart below reflects how big the Gator defense has come up in the last two seasons:

	Big Plays	TFL	QBS
2001	219	74	30
2002	269	84	23

▶ Since 1990, Florida has led the SEC in rushing defense six times and ranked among the nation's top 20 team in total defense on seven different occasions.

▶ UF has held its opponents to less than 50 net rushing yards 23 times in its last 88 games since the 1995 season. In the last 101 games, UF has held 48 opponents to 100 net rushing yards or less.

▶ Since 1990, Florida has ranked in the Top 10 in rushing defense in the final national stats in seven of the last 13 seasons (1990-2002).

▶ The Gator defensive unit has led or tied for the SEC lead in quarterback sacks in four of the last seven seasons (1996-2002). This season, the Gators had 23 sacks including one against Miami quarterback Ken Dorsey who had not been sacked in eight quarters, and four against Eli Manning who had not been sacked since the 2001 season.

SPECIAL TEAMS

▶ Matt Leach made five of his last six field goals from inside 40 yards.

▶ The last eight games, opponents average kick return was just 15.3 yards

per attempt and only two of 22 returns went for more than 18 yards.

▶ The Gators blocked five kicks in the 2002 season (3 punts, 2 field goal).

▶ With Ron Zook as the special teams coordinator at Florida in 1994 and 1995, the Gators blocked 12 total kicks and the 1994 unit blocked a school-record five punts. In 1995, Zook's special teams blocked seven kicks in the regular season, including four punts, two field goals and an extra point. Three of the blocked punts led to Gator TDs.

▶ The last three times Florida has blocked a punt (vs. Vanderbilt, 2001 vs. Miami, 2002, vs. Michigan, 2003) Guss Scott has played a part in it. Todd Johnson blocked the punts against Vanderbilt and Miami, and Scott was there to recover the ball. Against Michigan, Scott partially blocked a punt.

SEC TELEVISION EXPOSURE

▶ The Gators have appeared on live network television in 62 of their last 64 SEC games. Since the start of the 1994 season the Gators have had 70 of their 75 SEC games televised live on network TV.

LOOKING AHEAD TO 2003

▶ Overall, the Gators will return 19 players who made at least one start during the 2002 season. They will also lose 16 players who started at least one game.

▶ The offense returns 12 players who started at least one game in 2002, and who have combined to start 108 games during their UF careers. The offense will also lose five starters off the 2002 squad, who accounted for 136 starts in their careers.

▶ The defense returns seven players who started at least one game in 2002, and who have combined to start 53 games during their UF careers. The defense will also lose 11 players who started a game in 2002. Those 11 combined for 212 starts in their careers.

▶ The Gators will lose fifteen members of the squad who were seniors in 2002. (Marquis Westbrook, Mike Nattiel, Tay-

lor Jacobs, Earnest Graham, Chris Reynolds, Robert Cromartie, Lester Norwood, Tron LaFavor, David Jorgensen, Arpedge Rolle, Aaron Walker, Bam Hardmon, Bryan Savelio, Marcus Oquendo-Johnson and Todd Johnson). In addition, underclassmen Rex Grossman, Clint Mitchell and Ian Scott have declared their intentions to enter the 2002 NFL Draft.

▶ On offense, the Gators lose WR Taylor Jacobs, OL David Jorgenson, TE Aaron Walker, QB Rex Grossman and TB Earnest Graham, however, the Gators will be returning 12 players who started at least one game on offense in 2002.

▶ The Gators return players who accounted for 54.1 percent of the scoring in 2002.

▶ Florida returns six members of the offensive line who saw time as a starter during the 2002 season. Max Starks, Shannon Snell, Jonathan Colon, Randy Hand, Mike Degory and Mo Mitchell have combined to play in 120 games with 78 starts during their Florida careers.

▶ Ran Carthon, who led the team in average yards per carry in 2002 with 5.4, will return to lead the running backs. In all, the Gators will return those who were responsible for 36.3 percent of the UF rushing yards in 2002. However, those athletes got just 35 percent of the carries in 2002.

▶ Although Florida will lose Taylor Jacobs, who was the top receiver in 2002, they do return 12 of the 16 Gators who caught passes in 2002. Those who return caught 58.9 percent of the passes in 2002. Every receiver in the UF system that is returning caught more passes last season alone than they had in their careers combined.

▶ On defense, DE Arpedge Rolle, DE Clint Mitchell, DT Ian Scott, DT Tron LaFavor, RE Marcus Oquendo-Johnson, LB Bam Hardmon, LB Mike Nattiel, RC Robert Cromartie and FS Todd Johnson will not be returning. The defense does return seven players who started at least one game during the 2002 season.

▶ The UF defensive line took one of the hardest hits, as Bobby McCray will be the only starter to return. McCray played in all 13 games in 2002 and had the third highest amount of plays for any defensive end on the squad.

SINCE 1990 FLORIDA IS:

- ▶ 106-2 when holding opponents to 21 or less points.
- ▶ 74-3 when it rushes for 150 or more yards in a game and 56-29-1 when held under 150 yards.
- ▶ 116-8 when it rushes for at least 100 yards in a game and just 14-24-1 when held under 100 yards.
- ▶ 67-3 when a back rushes for 100 or more yards in a game.
- ▶ 98-4 when UF outrushes its opponent and just 32-28-1 when it is outrushed.
- ▶ 97-11 when UF scores first and 33-21-1 when opponent scores first.
- ▶ 121-6-1 when leading at the half and 9-26 when tied or trailing at the half.
- ▶ UF has been outrushed in 28 of the 32 games it has lost.
- ▶ The Gators have posted a 75-5-1 record when they hold an opponent to less than 100 team rushing yards.
- ▶ UF is 21-3 in games in which it blocks a punt, since 1990.
- ▶ The Gators are 87-16-1 in games played in the state of Florida (73-7 in Gainesville, 11-1 in Jacksonville, 2-1 in Orlando, 1-0 in Miami, 0-6-1 in Tallahassee, 0-1 in Tampa), since 1990.
- ▶ Florida is 84-3 vs. unranked teams at game time, since 1990.

FLORIDA FOOTBALL BY THE NUMBERS

- | | | | |
|-----------|---|------------|---|
| 6 | The number of SEC titles Florida has claimed since 1991. | 84 | The number of consecutive sellouts at Florida Field, a figure that currently ranks fourth in the nation. |
| 7 | Florida has appeared in seven of the 10 SEC Championship Games held since 1992. | 88 | The number of national TV appearances for UF since 1990, a total that ranks second best in the nation over the last 13 seasons. |
| 10 | The Gators have appeared in a January bowl game in each of the past ten seasons. They are one of only two schools to achieve that distinction, and are the only school in SEC history to achieve that mark. | 93 | The number of SEC wins the Gators have posted since 1990, a total that is 10 more than any other SEC school over the last 12 seasons. |
| 25 | The number of NFL first-round draft selections from UF since 1983, a total that ranks second best in the nation over the last 20 drafts. | 100 | Florida is one of only six schools in major college history to win 100 games during a decade (102 in the 1990s) |
| 29 | The Gators have been ranked number one in the nation for 29 weeks since 1994, a total that ties for the second most in the nation over the last eight seasons. | 220 | The number of consecutive weeks that UF has been ranked in the polls, the second longest streak in that category in major college history. |
| 73 | The Gators are 73-7 at "The Swamp" since 1990. | 445 | The number of TD passes the Gators have thrown since 1990. The total is 87 more than any other school in the country over the past 13 seasons. |

POLL NOTES

▶ Florida finished the season ranked 24th in the ESPN/USA Today Coaches Poll. UF now has been ranked in a poll in 220 of a possible 221 weeks since the start of the 1990 season, including each of the last 219 polls. Florida's 220 consecutive weeks in the polls is the longest active streak. The Gators have appeared in the top five of the polls 117 times, the top 10 of the polls 185 times since 1990 and have spent 29 weeks at No. 1.

▶ The Gators entered the 2002 season ranked No. 6 by the AP and No. 7 by the coaches. This marked the 12th consecutive season that UF has opened the season ranked in the top 10 of the polls.

▶ Florida has been ranked No. 1 in the AP and/or coaches poll 29 times since 1994, tying for the second most weeks of any school over that eight year time period. Nebraska has been ranked first 33 times and Florida State 29 to round out the top three schools in the category since 1994.

*CURRENT CONSECUTIVE
WEEKS IN THE POLLS -
SEC SCHOOLS*

** Current consecutive weeks ranked in the AP poll and/or the coaches poll.*

Rk. School Weeks

1. **FLORIDA*** **220**
2. Georgia 29
3. Alabama 10
4. Auburn 4

*** Second longest streak in major college history**

*CURRENT CONSECUTIVE SEASONS IN
THE FINAL COACHES POLL*

Rk. School Years

1. Florida State 19
2. Michigan 18
3. **FLORIDA** **13**
4. Georgia 6
- Texas 6
6. Virginia Tech 5
- Miami 5

*CURRENT CONSECUTIVE WEEKS IN THE
POLLS SINCE 1990 - NCAA DIV-IA*

** Current consecutive weeks ranked in the AP poll and/or the coaches poll since 1990... Maximum possible total is 221 weeks.*

Rk. School Weeks

1. **FLORIDA** **220**
2. Michigan 77
3. Texas 72
4. Virginia Tech 70
5. Miami 54
6. Oklahoma 53
7. Georgia 29
- Washington State 29
9. Florida State 21
10. Ohio State 18
- Penn State 18
12. USC 16
- Notre Dame 16
14. Kansas State 14
15. Iowa 12
16. Alabama 10
- Colorado 10
18. Pittsburgh 7
- Maryland 7
20. Boise State 6
21. Auburn 4
- West Virginia 4
- N.C. State 4
24. TCU 1
- Marshall 1
- Virginia 1

ATTENDANCE NOTES

▶ The attendance for the game against Miami on Sept. 7 of 85,777 established a new school record. The previous record stood at 85,771 and was set at the Tennessee game in 2001.

▶ The attendance for the UAB game of 85,575 was the largest opening day crowd in Florida history. The previous record was 85,445 vs. Marshall on Sept. 1, 2001.

▶ In 2002, the Gators sold all available season tickets (72,000). That figure continues to rank as the second highest in the state of Florida history for any team - collegiate or professional.

▶ The Gators have ranked among the nation's top 15 schools in average home attendance in each of the last 20 years (1982-2001) and ranked among the nation's top eight schools in each of the last 11 years (1991-2001). UF's average of 85,493 fans per home game in 1999 ranked as the best single-season mark in school history. UF averaged 85,432 in 2001, and 85,185 during the 2002 season.

▶ Florida has a current streak of 84 consecutive home sellouts dating back to the 1989 season. Here is where UF ranks nationally for current consecutive sellouts.

1.	Nebraska	255
2.	Notre Dame	166
3.	Michigan	113
4.	FLORIDA	84

BEN HILL GRIFFIN STADIUM AT FLORIDA FIELD "THE SWAMP"

▶ A look at the Gators at home since 1990:

Overall:	73-7
SEC:	42-4
SEC East:	24-1
SEC West:	18-3
Non-Conference:	31-3
Top 25 Teams:	17-7
Top 10 Teams:	9-5
Top 5 Teams:	7-4
Unranked Teams:	56-0
At Night (6 p.m. or later)	22-1

▶ Florida's home winning percentage of .912 (72-7) ranks third-best in the nation since 1990.

▶ The Gators had two significant streaks at The Swamp in the 1990s: A 23-game win streak from 1990-93 and a 30-game streak from 1994-99.

▶ In 80 home games since 1990, UF has scored 30 or more points 62 times and has held its opponent to 14 or less points 42 times.

▶ Since 1990, UF has outscored its opponents at "The Swamp" by a combined total of 3311-1292 (an average of 41.3 to 16.1 for an average victory margin of 25.2).

▶ Since 1990, Florida has only lost three times at home to a team ranked below the top five.

HOME RECORDS SINCE 1990		
1. Nebraska	82-5-0	.942
2. Florida State	71-4-1	.934
3. FLORIDA	73-7-0	.912
4. Kansas State	75-8-1	.892
5. Texas A&M	67-10-1	.858

STADIUM EXPANSION AND RENOVATION

Florida began an expansion and renovation of the west side of the stadium in mid-May of 2001. When completed in August 2003, over 2,900 chairback seats will be added on a new club level which will stretch along the entire west side of the stadium. Twenty-eight (28) existing suites will be renovated and 28 additional suites will be built. The press level will double in size. The current Bull Gator level of the skybox tower will triple in size and the President's Box are will increase by almost 50 percent. The entire project will cost \$50 million and will be built with no state money. Capacity will increase to nearly 90,000.





- ▶ 25 years of coaching experience (19 collegiate, six professional)
- ▶ Coached on five SEC Championship teams (four at Florida, one at Tennessee) and three NFL Divisional Championship teams
- ▶ Participated in 14 bowl games (two as a player and 12 as a coach)
- ▶ Coached at four schools that are members of college football's premier conferences (SEC, Big Ten, Big 12, Big East)

THE ZOOK FILE

Personal

Birthdate: April 28, 1954
 Hometown: Loudonville, Ohio
 Alma Mater: Miami of Ohio (1976)
 Family: Wife, Denise; daughters Jacquelyn (19), Casey (16)

Coaching Experience

Florida

2002- Head Coach

New Orleans Saints

2000-01 Defensive Coordinator

Kansas City Chiefs

1999 Defensive Backs Coach

Pittsburgh Steelers

1996-98 Special Teams Coach

Florida

1995 Associate Head Coach/ Special Teams Coordinator/
 Nickelbackers and Strong Safeties Coach

1994 Special Teams Coordinator/Nickelbackers

1991-93 Defensive Coordinator/ Defensive Backs

Ohio State

1988-90 Defensive Backs

Virginia Tech

1987 Defensive Coordinator/ Assistant Head Coach

Tennessee

1984-86 Defensive Backs

Kansas

1983 Defensive Coordinator

Cincinnati

1981-82 Defensive Coordinator

Murray State

1978-80 Defensive Backs

Orville High School

1976-77 Head Coach

NFL CAREER (1996-2001)

- ▶ Six years coaching experience
- ▶ Coached for three NFL franchises (Pittsburgh, Kansas City and New Orleans)
- ▶ Coached on three NFL Division Champions (1996 and 1997 Steelers - AFC Central, 2000 Saints - NFC West)

Pittsburgh Steelers (1996-98)

Served as special teams coach during his entire tenure...During his three seasons Zook's squad did not allow a blocked punt and finished 1998 as the NFL's third best kickoff coverage group, permitting just 8.9 yard per return...Helped the Steelers to AFC Central Division Championships in both 1996 and 1997 under Bill Cowher.

Kansas City Chiefs (1999)

Coached defensive backs...Kansas City posted 25 interceptions which included a stretch of 11 consecutive games with at least one interceptions, the Chiefs' first such streak in over a decade...Kansas City led the NFL in defensive TDs with nine, six of which were registered by Zook's defensive backs..The Chiefs tied for the best record in the AFC West with Seattle but lost the tiebreaker and did not qualify for the playoffs.

New Orleans Saints (2000-01)

Served as defensive coordinator both seasons in New Orleans. Zook's defense led the NFL in 2000 in quarterback sacks (66) and ranked third in the NFC in total defense and fourth against both the rush and the pass in the NFC...Four members of Zook's defense (Mark Fields, La'Roi Glover, Joe Johnson and Keith Mitchell) were selected to the 2001 Pro Bowl. The Saints won the NFC West Championship in 2000 and defeated the defending Super Bowl Champion St. Louis Rams in the first round of the playoffs for the Saints' first playoff victory in the franchise's 35 year history...The 2001 Saints ranked second in the NFL in quarterback sacks (53)...Two of his Saints players (La'Roi Glover and Sammy Knight) were chosen for the 2002 Pro Bowl.

COLLEGIATE CAREER (1978-95)

- ▶ 19 years of collegiate coaching experience (Florida, Ohio State, Virginia Tech, Tennessee, Kansas, Cincinnati, Murray State)
- ▶ With the Outback Bowl appearance, he has participated in 14 bowl games (three as a player, 11 as a coach)
- ▶ Coached on five SEC Championship teams (four at Florida, one at Tennessee)
- ▶ Coached at four schools that are members of college football's premier conferences (SEC, Big Ten, Big 12, Big East)

Florida (1991-95)

A prominent member of a Gator staff that compiled one of the most successful five-year periods in school history. Zook served as defensive coordinator and defensive backs coach from 1991-93, special teams coordinator and nickelbacks coach in 1994 and in his final year, 1995, he was associate head coach, spe-

cial team coordinator and also coached the nickelbacks and strong safeties. Over that five year period of time, Florida accomplished the following:

- ▶ Recorded a overall record of 52-11-1 including a 38-5 SEC record
- ▶ Won four SEC titles (1991, '93, '94, '95)
- ▶ Won four SEC East titles (1992-95)
- ▶ Played in four SEC Championship Games (1992-95) with three victories (1993-95)
- ▶ Played in five bowl games including four majors (three Sugar Bowls, one Fiesta Bowl)
- ▶ Ranked in the nation's top 10 of the final polls each of those five years, including a final ranking of No. 2 in 1995.
- ▶ Played in the 1995 National Championship Game at the 1996 Fiesta Bowl.

From 1991-93 as the defensive coordinator, Florida was the only school to rank among the SEC's top four teams in rush defense all three seasons (first in 1991, fourth in 1992, second in 1993). The Gators ranked among the nation's top 10 teams in rush defense in 1991 and 1993.

As special teams coordinator from 1994-95, the Gators blocked 12 total kicks and the 1994 unit blocked a school-record five punts. In 1995, Zook's special teams blocked seven kicks in the regular season, including four punts, two field goals and an extra point. Three of the blocked punts led to Gator TDs.

PLAYING CAREER

Played at Miami of Ohio (1972-75), three-year letter winner, 1975 captain, Miami team posted a 34-1-1 record from 1973-75 and won the Mid-American Conference title in each of those three seasons.

UF First Year Coaches

1906
Jack Forsythe (5-3)
1909
G.E. Pyle (6-1-1)
1914
Charles J. McCoy (5-2)
1917
A.L. Busser (2-4)
1920
William Kline (6-3-1)
1923
J.A. VanFleet (6-1-2)
1925
H.L. Sebring (8-2)
1928
Charles Bachman (8-1)
1933
D.K. Stanley (5-3-1, 2-3 SEC)
1936
Josh Cody (4-6, 1-5 SEC)
1940
Thomas J. Lieb (5-5, 2-3 SEC)
1946
Raymond B. Wolf (0-9, 0-5 SEC)
1950
Bob Woodruff (5-5, 2-4 SEC)
1960
Ray Graves (9-2, 5-1 SEC)
1970
Doug Dickey (7-4, 3-3 SEC)
1979
Charley Pell (0-10-1, 0-7 SEC)
1984
Galen Hall (8-0, 5-0 SEC)
1989
Gary Damell (3-4, 1-2 SEC)
1990
Steve Spurrier (9-2, 6-1 SEC)
Ron Zook (8-5, 6-2 SEC)

GATORS HIRE NEW DEFENSIVE COORDINATOR

Charlie Strong was named defensive coordinator at the University of Florida, Gator head football coach Ron Zook announced Friday, Dec. 27th.

Strong joined the Florida coaching staff for the fourth time in his career after serving as the defensive coordinator for South Carolina the past four years. Strong, 42, coached the defensive line at Florida from 1991-94, was the outside line-backer coach for the Gators in the 1988 and 1989 seasons and served as a graduate assistant coach in Gainesville in 1983 and 1984. He also coached the defensive line at Notre Dame for four years and has coaching stops at Ole Miss, Texas A&M and Southern Illinois.

"Charlie has a great track record," said Zook. "Charlie and I were both on the staff here at Florida and I know first-hand what he brings to the table. He is an outstanding coach, motivator and he always had the respect of the players. I know he will fit in well here with our team and coaching staff."

Strong has developed a reputation as one of the top defensive coaches in the nation, after his transformation of the South Carolina defense. The 2001 South Carolina defense ranked second in the Southeastern Conference in scoring defense and third in total defense. The 2000 unit ranked first in the SEC and sixth nationally in scoring defense. Strong was a finalist for the 2000 Broyles Award, which recognizes college football's top assistant. His 1996 Notre Dame squad set a school record with 41.5 quarterback sacks.

"I'm excited about returning to Gainesville. The University of Florida is a special place and has all of the ingredients you need to be successful in college football," said Strong. "I'm looking forward to working again with Coach Zook."

Strong and his wife, Victoria, have two daughters; Hailee and Hope.

Strong replaced John Thompson, who was hired as the head coach at East Carolina on Dec. 20th.

Charlie Strong's Coaching History:

- 1999-2002**, South Carolina, Defensive Coordinator
- 1995-98**, Notre Dame, Assistant Coach (Defensive Line)
- 1994**, Florida, Assistant Head Coach (Defensive Tackles)
- 1991-1993**, Florida, Assistant Coach (Defensive Ends)
- 1990**, Ole Miss, Assistant Coach (Wide Receivers)
- 1988-89**, Florida, Assistant Coach (Outside Linebackers)
- 1986-87**, Southern Illinois, Assistant Coach (Wide Receivers)
- 1985**, Texas A&M, Graduate Assistant
- 1983-84**, Florida, Graduate Assistant

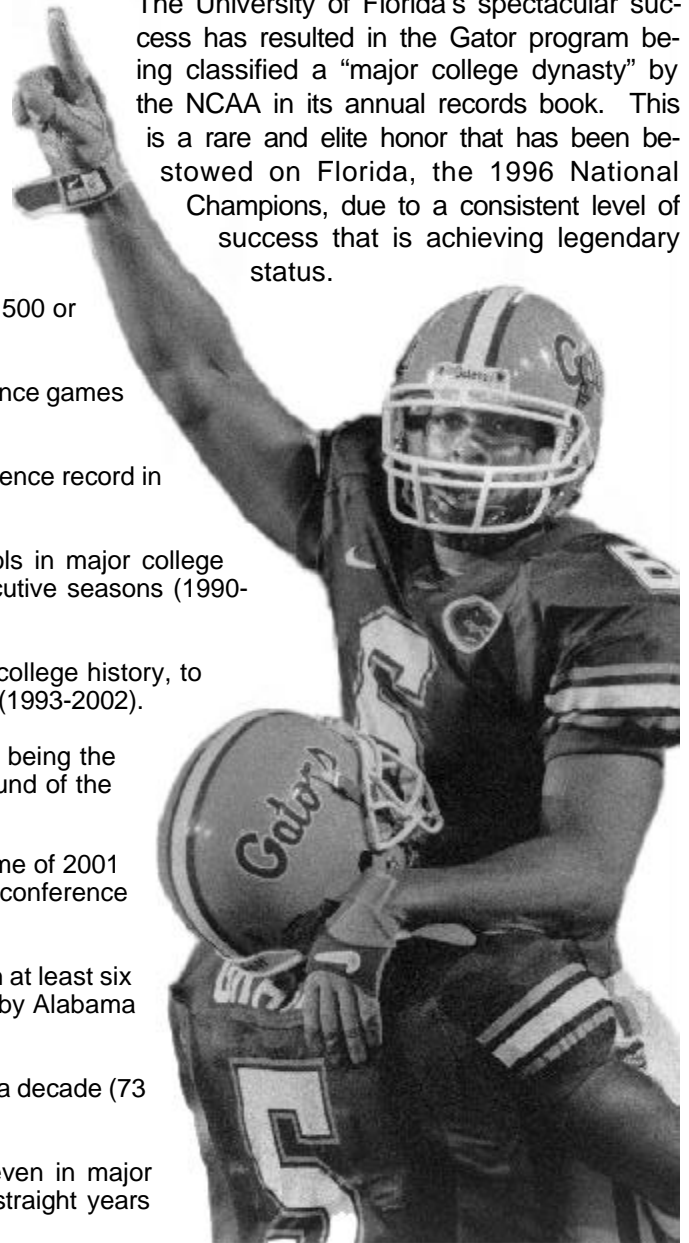
GATOR FOOTBALL STAFF

Jerry "Red" Anderson Defensive Line
Dwayne Dixon Wide Receivers
Larry Fedora RB/Run Game Coordinator
Bill Miller Linebackers
Charlie Strong Defensive Coordinator
Tyke Tolbert Tight Ends/Recruiting Coordinator
Joe Wickline Offensive Line
Mike Woodford Defensive Backs
Ed Zaunbrecher Offensive Coordinator/Quarterbacks

florida football legendary status

- ▶ One of only three schools in major college history, and the only one in the SEC, to ever win at least nine games for a period of 12 consecutive years (1990-2001).
- ▶ The only school in SEC history, and one of only three in major college history, to ever win at least 10 games for a period of six straight years (1993-98).
- ▶ One of only six schools in major college history to ever win 100 games during a decade (102 wins in the 1990s).
- ▶ The only school in modern major college history to ever score 500 or more points for a period of four straight years (1993-96).
- ▶ The only school in SEC history to ever win at least eight conference games in a season for four consecutive years (1993-96).
- ▶ The only school in SEC history to ever post a perfect 8-0 conference record in back-to-back seasons (1995-96).
- ▶ The only school in SEC history, and one of only four schools in major college history, to ever rank in the top 15 of the final polls in 12 consecutive seasons (1990-2001).
- ▶ The only school in SEC history, and one of only six in major college history, to ever appear in a January bowl game for 10 consecutive seasons (1993-2002).
- ▶ In the history of the NFL Draft, Florida holds the distinction of being the school represented for the most consecutive years in the first-round of the draft (nine, 1983-91).
- ▶ Its 87-13 SEC record from 1990 to the seventh conference game of 2001 is the best league record over a 100 SEC game time period in conference history.
- ▶ It holds the SEC record for most consecutive seasons (13) with at least six league wins, a streak that doubles the previous record of six set by Alabama from 1961-66).
- ▶ The only school in SEC history to ever win 70 league games in a decade (73 in the 1990s).
- ▶ One of only two schools in SEC history, and one of only seven in major college history, to ever rank in the top five of the polls for four straight years (1993-96).

The University of Florida's spectacular success has resulted in the Gator program being classified a "major college dynasty" by the NCAA in its annual records book. This is a rare and elite honor that has been bestowed on Florida, the 1996 National Champions, due to a consistent level of success that is achieving legendary status.



ALL-TIME MAJOR COLLEGE RECORDS FOR CONSISTENT ACHIEVEMENT

Most Consecutive Seasons Ranked in the Final Top 15 of the Polls

Nebraska	21 (1969-89)
Florida State	15 (1987-2001)
Oklahoma	13 (1970-82)
FLORIDA	12 (1990-2001)
Oklahoma	12 (1948-59)
Alabama	11 (1971-81)
Michigan	11 (1940-50)

Consecutive Weeks in the Polls

Nebraska	347 (1981-2002)
FLORIDA	220 (1990-Active)
Florida State	212 (1989-2001)
Alabama	184 (1971-82)
Michigan	160 (1968-80)
Notre Dame	159 (1964-75)
Oklahoma	156 (1971-81)

Consecutive Nine Win Seasons

Nebraska	33 (1969-2001)
Florida State	14 (1987-2000)
FLORIDA	12 (1990-2001)
Alabama	11 (1971-81)
Miami	10 (1985-94)

Consecutive 10 Win Seasons

Florida State	14 (1987-2000)
Miami	8 (1985-92)
FLORIDA	6 (1993-98)

Most Consecutive January Bowl Appearances

Nebraska	17 (1981-97)
Miami	12 (1983-94)
Florida State	12 (1991-Active)
FLORIDA	10 (1993-Active)
Michigan	9 (1985-93)
Notre Dame	9 (1987-95)
Penn State	8 (1991-98)

▶ One of only two schools in SEC history to ever win four consecutive league championships (1993-96).

▶ Played in seven of the 11 SEC Championship Games and has won six SEC titles over the last 12 years.

▶ One of only two schools in the nation to have multiple recipients of the Draddy Trophy which is presented by the National Football Foundation and College Hall of Fame to the nation's top football scholar-athlete.

▶ The only school in the nation that can boast of a Heisman Trophy recipient (Danny Wuerffel) who also received the Draddy Trophy which is presented by the National Football Foundation and College Hall of Fame to the country's top football scholar-athlete.


▶ UF's 25 total first-round selections in the NFL Draft since 1983 ranks as the second-best total in the nation for a school over the past 20 drafts.

▶ Florida has had at least one first-round selection in the NFL Draft in 16 of the past 20 years (1983-2002), a mark that ranks tied for first among the nation's schools for most years appearing in the draft over that time period.

▶ Compiled an impressive 73-7 record at "The Swamp" since 1990, including a 42-4 record vs. SEC foes.

▶ From 1994 - 97 the Gators set a SEC record for most consecutive conference wins (13) at opponent campus stadiums and its 25 game SEC overall win streak from 1994-97 ranked as the second longest conference winning streak in league history.

▶ Its 445 TD passes since 1990 is the most in the nation, and is 87 more than another Division I-A school in the country over that time period.



National Major College Leaders Since 1990

Most Total Wins

Florida State.....	137
Nebraska	136
FLORIDA	130
Miami	126
Tennessee	125

Most Top 15 Finishes

FLORIDA	12
Florida State.....	12
Nebraska	10
Tennessee	10
Miami	10
Penn State	9
Michigan	9

Most Top 10 Finishes

Florida State.....	11
FLORIDA	10
Nebraska	8
Tennessee	7
Michigan	6

Best Final Poll Average Ranking

Florida State.....	5.3
FLORIDA	8.1
Michigan	11.2

Current Consecutive Weeks in the Polls Since 1990 (max possible-220)

FLORIDA	219
Michigan	77
Texas	72
Virginia Tech.....	70
Miami	54
Oklahoma	53

January Bowls Since '93 Season

FLORIDA	10
Florida State.....	10
Tennessee	8
Michigan	8
Ohio State.....	8
Nebraska	7
Penn State	7

GATORS JOIN EXCLUSIVE 100-WIN DECADE CLUB

Florida, 102-22-1 during the 1990s, joined an exclusive list of only six major colleges that have won 100 games during a decade entirely spent at the I-A level

1970s

Alabama	103-16-1
Oklahoma	102-13-3

1980s

Nebraska	103-20-0
BYU	102-26-0

1990s

Florida State	109-13-1
Nebraska	108-16-1
FLORIDA	102-22-1

florida football gators in the nfl

NOTES ON 2002 NFL ROSTERS

▶ Florida had 39 players on 2002 NFL opening day rosters, which was tied with Florida State for the most from any school in the country. Michigan and Notre Dame both had 38.

▶ Florida had 23 offensive players (nine WR, seven OL, three QB, two RB, one TE, one C) on opening day rosters.

▶ Florida's nine wide receivers on 2002 NFL opening day rosters ranked as the top total in the nation for any school (Michigan is second with seven).

▶ Florida's seven offensive linemen on 2002 opening day rosters tied for the highest total in the nation (Auburn and Michigan both have seven, while Mississippi and Nebraska both have six).

▶ Florida had three QBs on NFL opening day rosters in 2002, a total that is the second best in the nation (Washington has first with five).

GATORS AND THE NFL

▶ Its 25 total first-round draft selections over the last 20 years (1983-2002) ranks as the second best total for a school over that time period.

▶ One of only two schools to have had at least one first-round draft selection in 16 of the last 20 drafts.

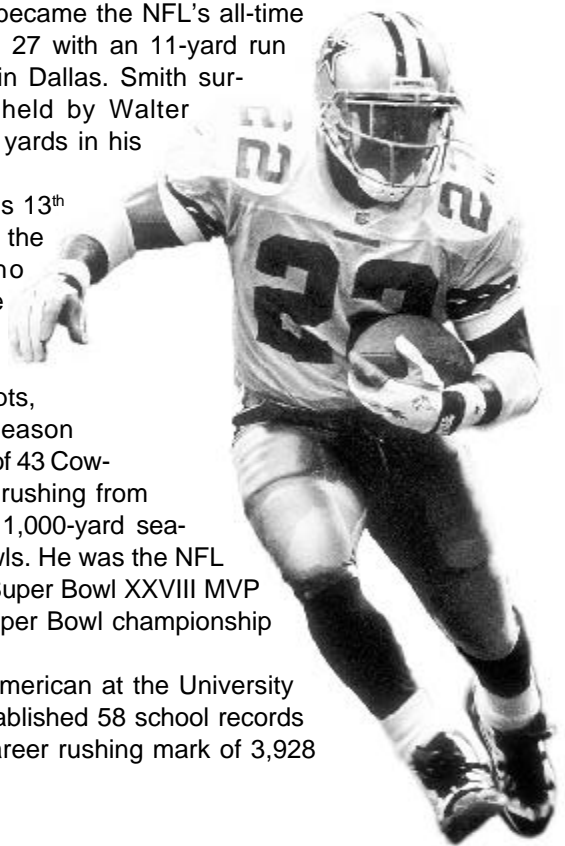
▶ One of only two schools to have had multiple first-round draft selections in five of the past eight drafts.

▶ Set a NFL record for the most consecutive years (nine, 1983-91) represented in the first-round of the draft.

Former Gator Emmitt Smith became the NFL's all-time leading rusher on Sunday, Oct. 27 with an 11-yard run against the Seattle Seahawks in Dallas. Smith surpassed the long-time record held by Walter Payton, who rushed for 16,726 yards in his 13-year career.

Smith reached the mark in his 13th year in the NFL, all of them with the Dallas Cowboys. Smith, who needed just 93 yards to break the record when the day started, was already the NFL's all-time leader for rushing touchdowns, attempts, 1,000-yard seasons and postseason rushing touchdowns. The holder of 43 Cowboy records, he led the NFL in rushing from 1991-93 and 1995. He has 11 1,000-yard seasons and played in nine Pro Bowls. He was the NFL MVP in 1993 and was also the Super Bowl XXVIII MVP in one of the three Cowboys Super Bowl championship teams (1992-93, 1995).

Smith was a three-time All-American at the University of Florida from 1987-89. He established 58 school records in three seasons, including a career rushing mark of 3,928 yards.



FLORIDA PLAYERS ON 2002 NFL REGULAR SEASON ROSTERS (42)

WR-Reidel Anthony-Washington
DE Trace Armstrong-Oakland
DE-Alex Brown-Chicago
OT Lomas Brown-Tampa Bay
WR-Reche Caldwell-San Diego
OT-Cooper Carlisle-Denver
LB-Travis Carroll-New Orleans
DE-Kevin Carter-Tennessee
K-Jeff Chandler-San Francisco
OG-Mo Collins-Oakland
LB-Andra Davis-Cleveland
WR-Chris Doering-Washington
WR-Jabar Gaffney-Houston
WR-Jacquez Green-Detroit
DT-Buck Hurley-Tampa Bay
WR-Ike Hillard-New York Giants
WR-Darrell Jackson-Seattle
RB-Terry Jackson-San Francisco
WR-Willie Jackson-Atlanta/Washington
QB-Doug Johnson-Atlanta
NT-Ellis Johnson-Atlanta
DE-Jevon Kearse-Tennessee
TE-Erron Kinney-Tennessee
S-Marquand Manuel-Cincinnati
QB-Shane Matthews-Washington
DT-Reggie McGrew-San Francisco
WR-Travis McGriff-Atlanta
C-Jeff Mitchell-Carolina
QB-Jesse Palmer-New York Giants
OT-Mike Pearson-Jacksonville
LB-Mike Peterson-Indianapolis
OG-Zach Piller-Tennessee
LB-Johnny Rutledge-Arizona
CB Lito Sheppard-Philadelphia

RB-Emmitt Smith-Dallas
CB-Jimmy Spencer-Denver
RB-Fred Taylor-Jacksonville
WR-Travis Taylor-Baltimore
OT-Kenyatta Walker-Tampa Bay
DT-Gerard Warren-Cleveland
CB-Fred Weary-Atlanta
QB-Danny Wuerffel-Washington

SCHOOLS WITH THE MOST PLAYERS ON NFL 2002 OPENING DAY ROSTERS

1. FLORIDA	39
Florida State	39
3. Michigan	38
Notre Dame	38
5. Georgia	35
Miami	35
7. Tennessee	32
8. Nebraska	30
9. Southern California	29
10. Ohio State	28
Texas A&M	28
Wisconsin	28

SEC AND NFL 2002 OPENING DAY ROSTERS

1. Florida	39
2. Georgia	35
3. Tennessee	32
4. Auburn	22
LSU	22
6. Mississippi	19
7. Mississippi State	18
8. Alabama	17
9. South Carolina	14
10. Arkansas	10
11. Kentucky	9
Vanderbilt	9

REX GROSSMAN

Season Completions

1. Rex Grossman, 2002	287
2. Shane Matthews, 1992	275
3. Rex Grossman, 2001	259
4. Shane Matthews, 1990	229
5. John Reaves, 1969	222
6. Shane Matthews, 1991	218
7. Danny Wuerffel, 1995	210
8. Danny Wuerffel, 1996	207
9. David Bowden, 1972	198
10. John Reaves, 1971	193

Season Attempts

1. Rex Grossman, 2002	503
2. Shane Matthews, 1992	463
3. John Reaves, 1969	396
4. Rex Grossman, 2001	395
5. Shane Matthews, 1990	378
6. John Reaves, 1970	376
7. Shane Matthews, 1991	361
8. Danny Wuerffel, 1996	360
9. John Reaves, 1971	356
10. Doug Johnson, 1999	337

Season Yards

1. Rex Grossman, 2001	3,896
2. Danny Wuerffel, 1996	3,625
3. Rex Grossman, 2002	3,402
4. Danny Wuerffel, 1995	3,266
5. Shane Matthews, 1992	3,205
6. Shane Matthews, 1991	3,130

Career Completions

1. Shane Matthews, 1989-92	722
2. Danny Wuerffel, 1993-96	708
3. Rex Grossman, 2000-02	677
4. Wayne Peace, 1980-83	610
5. John Reaves, 1969-71	603
6. Kerwin Bell, 1984-87	549
7. Doug Johnson, 1996-99	504
8. Steve Spurrier, 1964-66	392

Career Attempts

1. Shane Matthews, 1989-92	1,202
2. Danny Wuerffel, 1993-96	1,170
3. John Reaves, 1969-71	1,128
4. Rex Grossman, 2000-02	1,110
5. Wayne Peace, 1980-83	991
6. Kerwin Bell, 1984-87	949
7. Doug Johnson, 1996-99	907
8. Steve Spurrier, 1964-66	692
9. Jesse Palmer, 1997-2000	479
10. Terry Dean, 1991-94	425

SEC Career Completions

1. Peyton Manning, UT	863
2. Eric Zeier, UGA	838
3. Tim Couch, UK	795
4. Steve Tanneyhill	727
5. Shane Matthews, UF	722
6. Danny Wuerffel, UF	708
7. Rex Grossman, UF	677
8. Tommy Hudson, LSU	674
9. Stan White, AU	659
10. Wayne Peace, UF	610

Career Passing Yardage

1. Danny Wuerffel, 1993-96	10,875
2. Shane Matthews, 1989-92	9,287
3. Rex Grossman, 2000-02	9,164
4. Kerwin Bell, 1984-87	7,585
5. John Reaves, 1969-71	7,549
6. Wayne Peace, 1980-83	7,206

7. Doug Johnson, 1996-99 7,114

SEC Career Pass Yardage

1. Peyton Manning, UT	11,201
2. Eric Zeier, UGA	11,153
3. Danny Wuerffel, UF	10,875
4. Shane Matthews, UF	9,287
5. Rex Grossman, UF	9,164
6. Tommy Hodson, LSU	9,115
7. Steve Tanneyhill, USC	8,555
8. Tim Couch, UK	8,435
9. Greg Zolman, VU	7,981
10. Kerwin Bell, UF	7,585

Lowest Interception Pct.

(Career)

1. Rex Grossman, 2000-2002	3.24
2. Kerwin Bell, 1984-87	3.68
3. Danny Wuerffel, 1993-96	3.59

Consecutive Passes

Without an Interception

1. Danny Wuerffel, 1995-96	121
2. Rex Grossman, 2002	118
3. Wayne Peace, 1981	117
4. Steve Spurrier, 1966	104

Career TD Passes

1. Danny Wuerffel, 1993-96	114
2. Rex Grossman, 2000-02	77
3. Shane Matthews, 1989-92	74
4. Doug Johnson, 1996-99	62
5. Kerwin Bell, 1984-87	56
6. John Reaves, 1969-71	54

SEC Career TD Passes

1. Danny Wuerffel, UF	114
2. Peyton Manning, UT	89
3. Rex Grossman, UF	77
4. Shane Matthews, UF	74
5. Tim Couch, UK	74
6. Tommy Hodson, LSU	69
7. Eric Zeier, UGA	67
8. Doug Johnson, UF	62
9. Steve Tanneyhill, SC	61
10. Clint Stoerner, ARK	57
11. Kerwin Bell, UF	56
12. John Reaves, UF1969-71	54
13. Pat Sullivan, AU	53

Total Offense (Career)

1. Danny Wuerffel, 1993-96	10,500
2. Shane Matthews, 1989-92	9,241
3. Rex Grossman, 2000-2002	9,031
4. John Reaves, 1969-71	7,283
5. Kerwin Bell, 1984-87	7,032

Total Plays (Career)

1. Shane Matthews, 1989-92	1,397
2. Danny Wuerffel, 1993-96	1,355
3. Wayne Peace, 1980-83	1,238
4. John Reaves, 1969-71	1,238
5. Rex Grossman, 2000-2002	1,229

Yards Gained Per Game

(Career)

1. Shane Matthews, 1989-92	264.0
2. Rex Grossman, 2000-2002	258.0
3. Danny Wuerffel, 1993-96	228.3
4. John Reaves, 1969-71	227.6
5. Doug Johnson, 1996-99	183.6

Yds Gained Per Play (Career)

1. Danny Wuerffel, 1993-96	7.75
2. Rex Grossman, 2000-2002	7.34
3. Doug Johnson, 1996-99	6.75
4. Terry Dean, 1991-94	6.74
5. Shane Matthews, 1989-92	6.6

Consec. 300-Yard Pass

Gms.

1. Rex Grossman, 2001	9
2. Shane Matthews, 1992	3
Shane Matthews, 1990	3

Season 300-Yard Pass

Gms.

1. Rex Grossman, 2001	9
2. Shane Matthews, 1992	5
Shane Matthews, 1991	5
Shane Matthews, 1990	5

Career 300-Yard Pass

Gms.

1. Rex Grossman, 2000-02	17
2. Shane Matthews, 1989-92	15
3. Danny Wuerffel, 1993-96	13

Career 200-Yard Pass Gms

1. Danny Wuerffel, 1991-93	31
2. Shane Matthews, 1989-92	30
3. Rex Grossman, 2000-2002	26
4. John Reaves, 1969-71	23
5. Doug Johnson, 1996-99	20

NCAA Career P.E. (Min 325

Comp.)

1. Danny Wuerffel, Florida	163.6
2. Ty Detmer, BYU	162.7
3. Steve Sarkisian, BYU	162.0
4. Billy Blanton, San Diego St.	157.1
5. Jim McMahon, BYU	156.9
6. Chad Pennington, Marshall	156.2
7. Joe Germaine, Ohio St.	155.4
8. Donovan McNabb, Syracuse	155.1
9. Timm Rattay, La. Tech	154.3
10. Daunte Culpepper, UCF	153.1
12. Vinny Testaverde, Miami	152.9
13. Josh Wallwork, Wyoming	152.7
14. Trent Dilfer, Fresno State	151.2
15. Chris Weinke, Florida State	151.2
16. Steve Young, BYU	149.8
17. Troy Aikman, Okla./UCLA	149.7
18. Rex Grossman, Florida	146.7

EARNEST GRAHAM

Season Rushing Yards

1. Emmitt Smith, 1989	1,599
2. Emmitt Smith, 1987	1,341
3. Jimmy DuBose, 1975	1,307
4. Fred Taylor, 1997	1,292
5. Errict Rhett, 1993	1,289
6. Errict Rhett, 1991	1,109
7. Earnest Graham, 2002	1,085
8. Neal Anderson, 1985	1,034
9. Emmitt Smith, 1988	988

Career Rushing TDs

1. Emmitt Smith, 1987-89	36
2. Errict Rhett, 1990-93	34
3. Earnest Graham, 1999-02	33
4. Fred Taylor, 1994-97	31
4. Neal Anderson, 1982-85	30
5. Buford Long, 1950-52	25
6. Larry Smith, 1966-68	24
7. Tommy Durrance, 1969-71	18
8. Terry Jackson, 1995-98	17
James Jones, 1979-82	17

Career Rushing Yds

1. Errict Rhett, 1990-93	4,163
2. Emmitt Smith, 1987-89	3,928
3. Neal Anderson, 1982-85	3,234
4. Fred Taylor, 1994-97	3,075
5. Earnest Graham, 1998-02	3,025
6. Tony Green, 1974-77	2,590
7. John L. Williams, 1982-85	2,409
8. Larry Smith, 1966-68	2,186
9. Elijah Williams, 1994-97	2,181
10. Jimmy Dubose, 1973-75	2,159
11. James Jones, 1979-82	2,026
12. Chuck Hunsinger, 1946-49	2,017

TAYLOR JACOBS

and CARLOS PEREZ

Single Season Receptions

1. Carlos Alvarez, 1969	88
2. Reidel Anthony, 1996	72
3. Jabar Gaffney, 2000	71
Taylor Jacobs, 2002	71
4. Travis McGriff, 1998	70
Chris Doering, 1995	70
4. Jabar Gaffney, 2001	67
Darrell Jackson, 1999	67
8. Reche Caldwell, 2001	65
Richard Trapp, 1966	63
11. Willie Jackson, 1992	62
12. Jacques Green, 1997	61
13. Carlos Perez, 2002	58
Charles Casey, 1965	58
Richard Trapp, 1967	58

Catches Per Game

1. Carlos Alvarez, 1969	8.8
2. Taylor Jacobs, 2002	6.4
3. Travis McGriff, 1998	6.3
4. Jabar Gaffney, 2001	6.1
5. Jabar Gaffney, 2000	5.9

Yards Per Game

1. Carlos Alvarez, 1969	132.9
2. Travis McGriff, 1998	123.0
3. Jabar Gaffney, 2001	108.3
4. Reidel Anthony, 1996	107.0
5. Taylor Jacobs, 2002	98.9

RECORD:	OVERALL	HOME	AWAY	NEUTRAL
ALL GAMES	(8-5-0)	(5-2-0)	(2-2-0)	(1-1-0)
CONFERENCE	(6-2-0)	(3-1-0)	(2-2-0)	(1-0-0)
NON-CONFERENCE	(2-3-0)	(2-1-0)	(0-0-0)	(0-0-0)

DATE	OPPONENT	W/L	SCORE	ATTENDANCE
Aug 31, 2002	UAB BLAZERS	W	51-3	85,575
Sept 7, 2002	MIAMI HURRICANES	L	16-41	85,777
Sept 14, 2002	OHIO	W	34-6	84,002
Sept 21, 2002	*at Tennessee	W	30-13	108,722
Sept 28, 2002	*KENTUCKY	W	41-34	85,333
Oct 5, 2002	*Ole Miss	L	14-17	61,140
Oct 12, 2002	*LSU	L	7-36	85,252
Oct 19, 2002	*AUBURN	W	30-23 (OT)	85,135
Nov 2, 2002	*vs. Georgia	W	20-13	84,433
Nov 9, 2002	*at Vanderbilt	W	21-17	28,881
Nov 16, 2002	*South Carolina	W	28-7	85,222
Nov 30, 2002	at FSU	L	14-31	83,938
Jan 1, 2003	vs. Michigan	L	30-38	65,101

TEAM STATISTICS	UF	OPP
SCORING	336	279
Points Per Game	25.8	21.5
FIRST DOWNS	301	209
Rushing.....	105	112
Passing.....	168	90
Penalty.....	28	7
RUSHING YARDAGE.....	1771	2121
Yards gained rushing	2184	2444
Yards lost rushing	413	323
Rushing Attempts	465	526
Average Per Rush	3.8	4.0
Average Per Game	136.2	163.2
TDs Rushing	20	14
PASSING YARDAGE	3519	2111
Att-Comp-Int	517-295-18	362-185-7
Average Per Pass	6.8	5.8
Average Per Catch	11.9	11.4
Average Per Game	270.7	162.4
TDs Passing	22	14
TOTAL OFFENSE.....	5290	4232
Total Plays	982	888
Average Per Play	5.4	4.8
Average Per Game	406.9	325.5
KICK RETURNS: #-YARDS	34-618	47-852
PUNT RETURNS: #-YARDS	38-396	36-443
INT RETURNS: #-YARDS	7-174	18-349
KICK RETURN AVERAGE	18.2	18.1
PUNT RETURN AVERAGE	10.4	12.3
INT RETURN AVERAGE	24.9	19.4
FUMBLES-LOST	21-8	28-10
PENALTIES-YARDS	95-712	104-780
Average Per Game	54.8	60.0
PUNTS-YARDS	76-2745	87-3657
Average Per Punt	36.1	42.0
Net punt average	30.3	37.5
TIME OF POSSESSION/GAME	28:58	31:02
3RD-DOWN CONVERSIONS	73/191	59/201
3rd-Down Pct.....	38%	29%
4TH-DOWN CONVERSIONS	8/18	16/33
4th-Down Pc	44%	48%
SACKS BY-YARDS	20-139	24-175
MISC YARDS	26	15
TOUCHDOWNS SCORED	45	34
FIELD GOALS-ATTEMPTS	9-15	13-20
PAT-ATTEMPTS	33-39	28-29
ATTENDANCE	596,296	282,681
Games/Avg Per Game	7/85185	4/70670

SCORE BY QUARTERS	1st	2nd	3rd	4th	OT	Total
Florida	44	164	57	64	7	336
Opponents	39	70	121	49	0	279

florida football team statistics

2002 INDIVIDUAL STATISTICS

RUSHING										PUNT RETURNS							
	GP	Att	Gain	Loss	Net	Avg	TD	Long	Avg/G	No.	Yds	Avg	TD	Long			
Earnest Graham	13	240	1165	80	1085	4.5	11	63	83.5	Keiwan Ratliff	32	341	10.7	0	41		
Ran Carthon	13	105	582	19	563	5.4	5	27	43.3	Vernell Brown	5	36	7.2	0	17		
Willie Green	13	19	76	3	73	3.8	2	17	6.1	Todd Johnson	1	14	14.0	0	0		
Ingle Martin	12	11	56	5	51	4.6	0	14	4.2	Guss Scott	0	5	0.0	0	5		
Taylor Jacobs	11	3	43	0	43	14.3	0	23	3.9	Total.....	38	396	10.4	0	41		
Vernell Brown	13	6	42	13	29	4.8	0	15	2.4	Opponents.....	36	443	12.3	1	65		
Ciattrick Fason	13	9	28	1	27	3.0	1	9	2.1	INTERCEPTIONS							
Keiwan Ratliff	13	4	15	2	13	3.2	0	8	1.0	Todd Johnson	2	0	0.0	0	0		
Kelvin Kight	13	1	3	0	3	3.0	0	3	0.2	Guss Scott	2	62	31.0	1	47		
Guss Scott	13	1	0	6	-6	-6.0	0	0	-0.5	Byron Hardmon	1	26	26.0	1	26		
Sean Morton	11	1	0	12	-12	-12.0	0	0	-1.2	Keiwan Ratliff	1	62	62.0	1	62		
TEAM	8	7	0	33	-33	-4.7	0	0	-4.1	Cory Bailey	1	24	24.0	0	24		
Rex Grossman	13	58	174	239	-65	-1.1	1	18	-5.0	Total.....	7	174	24.9	3	62		
Total.....	13	465	2184	413	1771	3.8	20	63	136.2	Opponents.....	18	349	19.4	4	97		
Opponents.....	13	526	2444	323	2121	4.0	14	39	163.2	KICK RETURNS							
PASSING										No.	Yds	Avg	TD	Long			
	GP	Effic	Att-Cmp-Int	Pct	Yds	TD	Lng	Avg/G									
Rex Grossman	13	121.54	503-287-17	57.1	3402	22	59	261.7	Ran Carthon	17	380	22.4	0	39			
Ingle Martin	12	150.64	10-7-0	70.0	96	0	25	8.0	Kelvin Kight	9	173	19.2	0	30			
Keiwan Ratliff	13	276.40	1-1-0	100.0	21	0	21	1.6	Keiwan Ratliff	5	53	10.6	0	20			
Vernell Brown	13	-200.00	1-0-1	0.0	0	0	0	0.0	O.J. Small	1	8	8.0	0	8			
Jeff Whitaker	1	0.00	1-0-0	0.0	0	0	0	0.0	Vernell Brown	1	4	4.0	0	4			
Earnest Graham	13	0.00	1-0-0	0.0	0	0	0	0.0	Ciattrick Fason	1	0	0.0	0	0			
Total.....	13	121.31	517-295-18	57.1	3519	22	59	270.7	Total.....	34	618	18.2	0	39			
Opponents.....	13	108.98	362-185-7	51.1	2111	14	54	162.4	Opponents.....	47	852	18.1	1	100			
RECEIVING										FUMBLE RETURNS							
	GP	No.	Yds	Avg	TD	Long	Avg/G			No.	Yds	Avg	TD	Long			
Taylor Jacobs	11	71	1088	15.3	8	59	98.9	Ian Scott	1	8	8.0	0	8				
Carlos Perez	11	58	591	10.2	4	36	53.7	Clint Mitchell	1	10	10.0	0	10				
Kelvin Kight	13	37	511	13.8	1	41	39.3	M. O-Johnson	1	8	8.0	0	8				
Aaron Walker	13	27	376	13.9	4	36	28.9	Total.....	3	26	8.7	0	10				
Earnest Graham	13	22	93	4.2	0	12	7.2	Opponents.....	2	15	7.5	0	11				
Ran Carthon	13	20	137	6.8	0	51	10.5	FG SEQUENCE									
O.J. Small	13	18	236	13.1	2	37	18.2	Florida	OPPONENTS								
Ben Troupe	11	15	200	13.3	1	27	18.2	UAB Blazers	(35)	(32)							
Matt Jackson	13	9	125	13.9	0	28	10.4	Miami Hurricanes	38,(34)	(53),(38)							
Keiwan Ratliff	13	4	58	14.5	1	33	4.5	OHIO	-	(48),(20)							
Vernell Brown	13	4	14	3.5	0	9	1.2	Tennessee	(41)	27							
D. Carpenter	8	3	27	9.0	1	15	3.4	Kentucky	-	44							
Willie Green	13	2	19	9.5	0	10	1.6	Ole Miss	35	-							
Ingle Martin	12	2	14	7.0	0	9	1.2	LSU	-	(37),(45),(20)							
Antoine Sharp	3	2	9	4.5	0	6	3.0	Auburn	48,(48),(38),(20)	23							
Rex Grossman	13	1	21	21.0	0	21	1.6	Georgia	27	(47),(25),50,36							
Total.....	13	295	3519	11.9	22	59	270.7	Vanderbilt	48,48	(40)							
Opponents.....	13	185	2111	11.4	14	54	162.4	South Carolina	-	39							
PUNTING										FLORIDA STATE							
	No.	Yds	Avg	Long	TB	FC	I20	Blkd									
Ingle Martin	46	1619	35.2	70	4	4	14	0	Florida State	(27),(37)	(36),41						
Sean Morton	15	626	41.7	54	1	1	6	0	Michigan	(29)	(33)						
Jason Hunter	14	500	35.7	51	2	0	3	1	Numbers in (parentheses) indicate field goal was made.								
TEAM	1	0	0.0	0	0	0	0	0									
Total.....	76	2745	36.1	70	7	5	23	1									
Opponents.....	87	3657	42.0	63	7	15	28	2									
FIELD GOALS																	
	FGM-FGA	Pct	01-19	20-29	30-39	40-49	50-99	Lg	Blk								
Matt Leach	9-15	60.0	0-0	3-4	4-6	2-5	0-0	48	1								

TOTAL OFFENSE	G	Plays	Rush	Pass	Total	Avg/G
Rex Grossman	13	561	-65	3402	3337	256.7
Earnest Graham	13	241	1085	0	1085	83.5
Ran Carthon	13	105	563	0	563	43.3
Ingle Martin	12	21	51	96	147	12.2
Willie Green	13	19	73	0	73	6.1
Taylor Jacobs	11	3	43	0	43	3.9
Keiwan Ratliff	13	5	13	21	34	2.6
Vernell Brown	13	7	29	0	29	2.4
Ciatrick Fason	13	9	27	0	27	2.1
Kelvin Kight	13	1	3	0	3	0.2
Guss Scott	13	1	-6	0	-6	-0.5
Sean Morton	11	1	-12	0	-12	-1.2
TEAM	8	7	-33	0	-33	-4.1
Total.....	13	982	1771	3519	5290	406.9
Opponents.....	13	888	2121	2111	4232	325.5

SCORING	TD	FGs	--- PATs ---			DXP	Saf	Points	
			Kick	Rush	Rcv				Pass
Earnest Graham	11	0-0	0-0	0-0	0	0-0	0	0	66
Matt Leach	0	9-15	30-35	0-0	0	0-0	0	0	57
Taylor Jacobs	8	0-0	0-0	0-0	1	0-0	0	0	50
Ran Carthon	5	0-0	0-0	0-1	0	0-0	0	0	30
Carlos Perez	4	0-0	0-0	0-0	0	0-0	0	0	24
Aaron Walker	4	0-0	0-0	0-0	0	0-0	0	0	24
Keiwan Ratliff	2	0-0	0-0	0-0	0	0-0	1	0	14
Willie Green	2	0-0	0-0	0-0	0	0-0	0	0	12
O.J. Small	2	0-0	0-0	0-0	0	0-0	0	0	12
Rex Grossman	1	0-0	0-0	1-1	0	1-3	0	0	8
Ben Troupe	1	0-0	0-0	0-0	0	0-0	0	0	6
Ciatrick Fason	1	0-0	0-0	0-0	0	0-0	0	0	6
Byron Hardmon	1	0-0	0-0	0-0	0	0-0	0	0	6
Guss Scott	1	0-0	0-0	0-0	0	0-0	0	0	6
Kelvin Kight	1	0-0	0-0	0-0	0	0-0	0	0	6
D. Carpenter	1	0-0	0-0	0-0	0	0-0	0	0	6
Brendt Talcott	0	0-0	3-4	0-1	0	0-0	0	0	3
Total.....	45	9-15	33-39	1-3	1	1-3	1	0	336
Opponents.....	34	13-20	28-29	2-2	1	1-3	0	1	279

ALL PURPOSE	G	Rush	Rec	PR	KOR	IR	Tot	Avg/G
Earnest Graham	13	1085	93	0	0	0	1178	90.6
Taylor Jacobs	11	43	1088	0	0	0	1131	102.8
Ran Carthon	13	563	137	0	380	0	1080	83.1
Kelvin Kight	13	3	511	0	173	0	687	52.8
Carlos Perez	11	0	591	0	0	0	591	53.7
Keiwan Ratliff	13	13	58	341	53	62	527	40.5
Aaron Walker	13	0	376	0	0	0	376	28.9
O.J. Small	13	0	236	0	8	0	244	18.8
Ben Troupe	11	0	200	0	0	0	200	18.2
Matt Jackson	13	0	125	0	0	0	125	10.4
Willie Green	13	73	19	0	0	0	92	7.7
Vernell Brown	13	29	14	36	4	0	83	6.9
Ingle Martin	12	51	14	0	0	0	65	5.4
Guss Scott	13	-6	0	5	0	62	61	4.7
D. Carpenter	8	0	27	0	0	0	27	3.4
Ciatrick Fason	13	27	0	0	0	0	27	2.1
Byron Hardmon	13	0	0	0	0	26	26	2.0
Cory Bailey	13	0	0	0	0	24	24	1.8
Todd Johnson	12	0	0	14	0	0	14	1.2
Antoine Sharp	3	0	9	0	0	0	9	3.0
Sean Morton	11	-12	0	0	0	0	-12	-1.2
TEAM	8	-33	0	0	0	0	-33	-4.1
Rex Grossman	13	-65	21	0	0	0	-44	-3.4
Total.....	13	1771	3519	396	618	174	6478	498.3
Opponents.....	13	2121	2111	443	852	349	5876	452.0

2002 DEFENSIVE STATISTICS

Player	G/GS	UT	AT	TT*	QBS (YDS)	TBL (YDS)	TTFL (YDS)	FH	FF	FR	BLK	PD	INT	BP
Bam Hardmon	13/13	104	64	168	1 (-3)	5 (-11)	6 (-14)	4	2	0	0	3	1	16
Mike Nattiel	13/13	88	60	148	2 (-14)	5 (-15)	7 (-29)	12	0	0	0	6	0	26
Guss Scott	13/13	69	33	102	1 (-4)	2 (-3)	3 (-7)	1	2	0	1	11	2	20
Todd Johnson	12/12	54	34	88	0	2 (-4)	2 (-4)	2	0	1	1	5	2	12
Clint Mitchell	12/12	51	27	78	2.3 (-10)	6 (-19)	8.3 (-29)	20	1	1	0	2	0	35
Robert Cromartie	13/13	51	23	74	0	7 (-15)	7 (-15)	2	2	0	0	8	0	19
Ian Scott	12/12	37	20	57	1 (-6)	6 (-8)	7 (-14)	9	0	1	1	0	0	16
Keiwan Ratliff	13/13	44	9	53	2 (-9)	6 (-14)	8 (-23)	0	1	0	0	9	1	16
Tron LaFavor	13/3	32	19	51	2 (-13)	3 (-11)	5 (-24)	6	0	1	0	1	0	13
Bryan Savelio	13/11	25	24	49	3 (-18)	4 (-8)	7 (-26)	5	0	0	0	1	0	13
Marcus Oquendo-Johnson	11/8	25	23	48	2 (-12)	3 (-17)	5 (-29)	12	0	2	0	0	0	17
Bobby McCray	13/5	20	25	45	2.3 (-14)	4 (-5)	6.3 (-19)	14	0	1	1	0	0	23
Cory Bailey	13/6	25	18	43	1 (-5)	0	1 (-5)	0	0	1	0	4	1	7
Todd McCullough	12/4	15	21	36	0	2 (-3)	2 (-3)	1	0	0	0	1	0	4
Jarvis Herring	13/0	20	5	25	1 (-6)	1 (-2)	2 (-8)	0	0	0	0	3	0	4
Arpedge Rolle	13/1	11	13	24	0	1 (-10)	1 (-10)	6	0	0	0	0	0	7
Darrell Lee	9/0	8	14	22	1 (-4)	2 (-2)	3 (-6)	8	1	0	0	0	0	12
Dwight Jackson	4/1	9	9	18	0	1 (-3)	1 (-3)	0	0	0	0	0	0	1
Lester Norwood	13/1	5	10	15	0	0	0	0	0	1	0	0	0	1
Travis Harris	13/0	5	7	12	0	0	0	0	0	0	0	0	0	0
Matt Farrior	7/2	2	7	9	0	0	0	0	0	0	0	0	0	0
Marquis Westbrook	12/0	4	5	9	0	0	0	0	0	0	0	1	0	1
Chris Reynolds	10/0	7	2	9	1.3 (-2)	1 (-1)	2.3 (-3)	0	1	0	0	0	0	4
Reid Fleming	13/0	4	1	5	0	0	0	0	0	0	0	0	0	0
Johnny Lamar	13/0	1	1	2	0	0	0	0	0	1*	0	0	0	1
Deshawn Carter	12/0	1	0	1	0	0	0	0	0	0	0	1	0	1
*Zephrin Augustine	13/0	0	0	0	0	0	0	0	1	0	0	0	0	1
UF TOTALS	13/143	792	515	1,307	23 (-121)	61 (-151)	84 (-271)	102	11	10	4	56	7	269
OPP. TOTALS	13/143	566	341	907	23	94	116	n/a	12	8	4	74	18	n/a

* Zephrin Augustine forced a fumble and Johnny Lamar made the recovery on a special teams kickoff

Key: UT (Unassisted Tackles include special teams tackles); AT (Assisted Tackles include special teams tackles); TT (Total Tackles include special teams tackles); **Special Teams Tackles are listed below; QBS (Quarterback Sacks); TBL (Tackles, other than quarterback sacks, behind the line of scrimmage); TTFL (Total Tackles for Loss- QBS & TBL); FH (Forced Hurries on QB); FF (Forced Fumble); FR (Fumble Recovery); BLK (Blocked Punts/Extra Points/Field Goals); PD (Pass Deflections); INT (Interceptions); BP (Big Plays-Combination of TTFL, FH, FF, FR, BLK, PD and INTs).

SPECIAL TEAMS TACKLES

Player	UT	AT	TT
Johnny Lamar	12	4	16
Reid Fleming	6	6	12
Matt Piotrowicz	3	9	12
Zephrin Augustine	7	4	11
Ran Carthon	5	1	6
Ciattrick Fason	5	1	6
Matt Jackson	3	3	6
Travis Harris	4	2	6
Todd McCullough	4	1	5
Lester Norwood	2	3	5
Ben Troupe	4	0	4
Deshawn Carter	4	0	4
Jarvis Herring	3	1	4
Bobby McCray	2	2	4
Marquis Westbrook	1	2	3
Ingle Martin	1	1	2
Casey Griffith	2	0	2
Vernell Brown	1	0	1
Larry Kendrick	1	0	1
Matt Farrior	0	1	1
Guss Scott	1	0	1
Tre Orr	1	0	1
Darrell Carpenter	1	0	1
Aaron Walker	1	0	1
Bam Hardmon	1	0	1

DEFENSIVE LEADERS

Sacks	TTFL	Big Plays
Savelio 3 (-18)	Mitchell 8.3 (-29)	Mitchell 35
McCray 2.3 (-14)	Ratliff 8 (-23)	Nattiel 26
Mitchell 2.3 (-10)		McCray 23

2002 TEAM GAME-BY-GAME

All Figures are given UF/Opp

Opponents	UAB	MIAMI	OHIO	@UT	UK	@OleMiss
Scoring	51/3	16/41	34/6	30/13	41/34	14/17
FIRST DOWNS	26/15	27/25	22/12	21/20	30/14	18/11
Rush	9/9	10/15	11/11	6/7	9/5	5/2
Pass	16/5	10/9	10/1	14/13	17/9	11/8
Penalty	1/1	7/1	1/0	1/0	4/0	2/1
RUSHING YARDAGE	233/150	163/306	163/178	94/99	134/88	95/37
Attempts	38/37	36/46	34/62	34/33	46/29	30/33
Avg. Rush	6.1/3.9	4.5/6.7	4.8/2.9	2.8/3.0	2.9/3.0	3.2/1.1
TDs Rushing	5/0	1/0	4/0	1/1	3/1	0/1
PASSING YARDAGE	410/90	191/202	202/12	324/285	375/180	205/154
Att-Comp	32-20/31-11	45-19/33-16	31-18/4-2	35-20/44-30	43-28/32-20	44-19/33-18
INT	1/0	2/3	1/0	2/0	0/1	4/0
Avg. Per Pass	12.8/2.9	4.2/6.1	6.5/3.0	9.3/6.5	8.7/5.6	4.7/4.7
Avg. Per Catch	20.5/8.2	10.1/12.6	11.2/6.0	16.2/9.5	13.4/9.0	10.8/8.6
TDs Passing	2/0	0/4	1/0	3/1	2/2	0/2
TOTAL OFFENSE	643/234	354/508	365/190	418/384	509/268	300/191
Total Plays	70/68	81/79	65/66	69/77	89/61	74/66
Avg per Play	9.2/3.4	4.4/6.4	5.6/2.9	6.1/5.0	5.7/4.4	4.1/2.9
Fumbles-Lost	0-0/4-1	1-0/1-0	3-1/3-0	1-1/8-3	3-1/3-1	0-0/1-1
Penalties-yards	7-70/8-43	6-48/14-134	5-35/4-23	6-35/11-78	9-66/10-79	11-86/8-71
PUNTS-YARDS	3-79/9-383	9-356/7-253	3-121/6-262	4-152/4-186	7-235/8-371	7-321/11-503
Avg. per Punt	26.3/42.6	39.6/36.1	40.3/43.7	38.0/46.5	33.6/46.4	45.9/45.7
Punt Rets-Yds	4-50/1-11	3-32/5-48	4-75/1-1	1-2/4-32	3-35/5-92	6-48/3-40
KO Rets-Yds	2-35/6-104	3-35/3-56	1-8/5-64	2-28/4-75	3-35/7-203	3-83/2-25
Time of Possession	27:00/33:00	28:27/31:33	22:15/37:45	26:53/33:07	34:42/25:18	28:38/31:22
3rd Down Conv.	6-of-13/6-of-17	4-of-16/6-of-15	5-of-11/6-of-18	6-of-13/7-of-18	5-of-15/1-of-12	5-of-16/3-of-16
Attendance	85,575	85,777	84,002	108,722	85,333	61,140

Opponents	LSU	AUB	vsGA	@Vandy	USC	@FSU	vs. Michigan
Scoring	7/36	30/23	20/13	21/17	28/7	14/31	30/38
FIRST DOWNS	16/15	25/12	23/16	21/15	23/15	21/22	28/17
Rush	6/9	7/6	5/8	11/10	8/10	6/13	12/7
Pass	9/6	14/6	17/7	9/4	13/4	13/8	15/10
Penalty	1/0	4/0	1/1	1/1	2/1	2/1	1/0
RUSHING YARDAGE	74/249	129/189	42/126	223/173	155/197	83/225	183/104
Attempts	25/48	42/34	34/36	44/41	32/47	27/43	43/37
Avg. Rush	3.0/5.2	3.1/5.6	1.2/3.5	5.1/4.2	4.8/4.2	3.1/5.2	4.3/2.8
TDs Rushing	0/1	1/2	0/0	3/2	0/1	0/1	2/4
PASSING YARDAGE	163/153	265/186	339/168	170/94	249/74	303/194	323/319
Att-Comp	44-18/20-13	39-30/19-9	46-36/36-14	32-17/26-10	37-25/17-8	47-24/30-13	42-21/37-21
INT	4/0	0/0	2/1	0/2	0/0	1/0	1/0
Avg. Per Pass	3.7/7.7	6.8/9.8	7.4/4.7	5.3/3.6	6.7/4.4	6.4/6.5	7.7/8.6
Avg. Per Catch	9.1/11.8	8.8/20.7	9.4/12.0	10/9.4	10.0/9.3	12.6/14.9	15.4/15.1
TDs Passing	1/2	2/1	2/1	0/0	4/0	1/2	2/1
TOTAL OFFENSE	237/402	394/375	381/294	393/267	404/271	386/419	506/423
Total Plays	69/68	81/53	80/72	76/67	69/64	74/73	85/74
Avg per Play	3.4/5.9	4.9/7.1	4.8/4.1	5.2/4.0	5.9/4.2	5.2/5.7	6.0/5.7
Fumbles-Lost	0-0/2-0	4-0/2-2	2-2/2-2	2-0/0-0	1-1/1-0	2-0/0-0	2-2/1-0
Penalties-yards	3-25/6-40	13-90/15-82	9-55/6-42	8-55/6-55	3-25/4-40	9-84/9-70	6-38/3-23
PUNTS-YARDS	8-303/5-215	3-132/4-167	7-225/7-285	6-186/6-261	4-152/5-202	7-226/6-222	8-257/9-347
Avg. per Punt	37.9/43.0	44.0/41.8	32.1/40.7	31.0/43.5	38.0/40.4	32.3/37.0	32.1/38.6
Punt Rets-Yds	3-43/4-62	2-31/2-14	5-53/1-12	2-6/2-63	1-7/0-0	1-4/5-39	3-10/3-29
KO Rets-Yds	5-90/1-14	1-22/5-68	0-0/4-63	2-45/1-16	2-56/4-62	5-80/3-57	5-101/2-45
Time of Possession	24:20/35:40	38:17/21:43	33:19/26:41	30:12/29:48	28:21/31:39	26:44/33:16	27:21/32:39
3rd Down Conv.	7-of-17/5-of-17	8-of-16/3-of-11	4-of-15/0-of-13	8-of-17/4-of-15	8-of-14/8-of-17	2-of-14/7-of-17	5-of-14/3-of-15
Attendance	85,252	85,135	84,433	28,881	85,222	83,938	65,101

2002 GAME-BY-GAME RUSHING

Player	UAB A-Y-TD	MIAMI A-Y-TD	OHIO A-Y-TD	@UT A-Y-TD	UK A-Y-TD	@OleMiss A-Y-TD	LSU A-Y-TD	AUB A-Y-TD	vsUGA A-Y-TD	@Vandy A-Y-TD	USC A-Y-TD	@FSU A-Y-TD	vs.UM A-Y-TD
Brown	0-0-0	0-0-0	1-15-0	1-12-0	1-(-4)-0	1-5-0	0-0-0	1-10-0	1-(-9)-0	0-0-0	0-0-0	0-0-0	0-0-0
Carthon	7-19-1	10-47-0	7-50-1	9-51-0	6-49-2	9-45-0	5-12-0	12-72-0	9-23-0	14-83-1	7-44-0	4-12-0	6-56-0
Fason	4-10-1	0-0-0	2-9-0	0-0-0	0-0-0	0-0-0	0-0-0	0-0-0	0-0-0	1-5-0	1-3-0	0-0-0	1-0-0
Graham	13-182-2	20-89-1	12-60-2	15-42-1	32-102-1	16-52-0	14-38-0	20-72-1	18-40-0	24-125-1	17-81-0	17-82-0	22-120-2
Green	8-25-1	0-0-0	8-37-1	0-0-0	0-0-0	0-0-0	2-7-0	0-0-0	0-0-0	0-0-0	1-4-0	0-0-0	0-0-0
Grossman	3-(-20)-0	3-19-0	3-(-12)-0	7-(-15)-0	4-(-6)-0	3-(-10)-0	2-(-8)-0	4-(-45)-0	4-(-8)-0	4-11-1	5-15-0	5-(-9)-0	11-23-0
Jacobs	0-0-0	1-16-0	1-4-0	0-0-0	0-0-0	0-0-0	1-23-0	0-0-0	0-0-0	DNP	DNP	0-0-0	0-0-0
Kight	0-0-0	0-0-0	0-0-0	0-0-0	0-0-0	1-3-0	0-0-0	0-0-0	0-0-0	0-0-0	0-0-0	0-0-0	0-0-0
Martin	3-17-0	DNP	0-0-0	1-6-0	2-5-0	0-0-0	1-2-0	4-21-0	0-0-0	0-0-0	0-0-0	0-0-0	0-0-0
Morton	DNP	0-0-0	0-0-0	0-0-0	1-(-12)-0	0-0-0	0-0-0	0-0-0	0-0-0	0-0-0	0-0-0	0-0-0	0-0-0
Ratliff	0-0-0	0-0-0	0-0-0	0-0-0	0-0-0	0-0-0	0-0-0	0-0-0	0-0-0	0-0-0	1-8-0	1-(-2)-0	2-7-0
G. Scott	0-0-0	1-(-6)-0	0-0-0	0-0-0	0-0-0	0-0-0	0-0-0	0-0-0	0-0-0	0-0-0	0-0-0	0-0-0	0-0-0
TEAM	0-0-0	1-(-2)-0	0-0-0	1-(-2)-0	0-0-0	0-0-0	0-0-0	1-(-1)-0	2-(-4)-0	1-(-1)-0	0-0-0	0-0-0	1-(-23)-0

2002 GAME-BY-GAME PASSING

Player	UAB A-C-Int Yds-TD	MIAMI A-C-Int Yds-TD	OHIO A-C-Int Yds-TD	@UT A-C-Int Yds-TD	UK A-C-Int Yds-TD	@OleMiss A-C-Int Yds-TD	LSU A-C-Int Yds-TD	AUB A-C-Int Yds-TD	vsUGA A-C-Int Yds-TD	@Vandy A-C-Int Yds-TD	USC A-C-Int Yds-TD	@FSU A-C-Int Yds-TD	vsUM A-C-Int Yds-TD
Grossman	26-16-1 337-2	45-19-2 191-0	31-18-1 202-1	34-20-2 324-3	43-28-0 375-2	44-19-4 205-2	43-18-4 163-1	35-27-0 242-2	46-36-2 339-2	32-17-0 170-0	36-24-0 228-4	47-24-1 303-1	41-21-0 323-2
Martin	6-4-0 73-0	DNP	0-0-0 0-0	0-0-0 0-0	0-0-0 0-0	0-0-0 0-0	0-0-0 0-0	4-3-0 23-0	0-0-0 0-0	0-0-0 0-0	0-0-0 0-0	0-0-0 0-0	0-0-0 0-0
Ratliff	0-0-0 0-0	0-0-0 0-0	0-0-0 0-0	0-0-0 0-0	0-0-0 0-0	0-0-0 0-0	0-0-0 0-0	0-0-0 0-0	0-0-0 0-0	0-0-0 0-0	1-1-0 21-0	0-0-0 0-0	0-0-0 0-0
Brown	0-0-0 0-0	0-0-0 0-0	0-0-0 0-0	0-0-0 0-0	0-0-0 0-0	0-0-0 0-0	0-0-0 0-0	0-0-0 0-0	0-0-0 0-0	0-0-0 0-0	0-0-0 0-0	0-0-0 0-0	1-0-1 0-0

2002 GAME-BY-GAME RECEIVING

Player	UAB Rec-Yds-TD	MIAMI Rec-Yds-TD	OHIO Rec-Yds-TD	@UT Rec-Yds-TD	UK Rec-Yds-TD	@OleMiss Rec-Yds-TD	LSU Rec-Yds-TD	AUB Rec-Yds-TD	vsUGA Rec-Yds-TD	@Vandy Rec-Yds-TD	USC Rec-Yds-TD	@FSU Rec-Yds-TD	vsUM Rec-Yds-TD
Brown	0-0-0	0-0-0	3-13-0	0-0-0	0-0-0	0-0-0	1-1-0	0-0-0	0-0-0	0-0-0	0-0-0	0-0-0	0-0-0
Carpenter	0-0-0	DNP	0-0-0	0-0-0	0-0-0	DNP	DNP	DNP	DNP	1-8-0	2-19-1	0-0-0	0-0-0
Carthon	2-22-0	2-(-4)-0	0-0-0	1-3-0	2-13-0	3-(-2)-0	1-11-0	1-7-0	0-0-0	2-24-0	1-0-0	2-(-2)-0	3-65-0
Graham	1-(-4)-0	2-12-0	1-7-0	3-34-0	1-4-0	2-5-0	1-4-0	3-7-0	3-17-0	1-2-0	2-3-0	2-2-0	0-0-0
Green	0-0-0	0-0-0	0-0-0	0-0-0	0-0-0	0-0-0	1-9-0	0-0-0	0-0-0	0-0-0	0-0-0	0-0-0	1-10-0
Grossman	0-0-0	0-0-0	0-0-0	0-0-0	0-0-0	0-0-0	0-0-0	0-0-0	0-0-0	0-0-0	1-21-0	0-0-0	0-0-0
M. Jackson	1-8-0	0-0-0	3-49-0	0-0-0	2-26-0	2-33-0	0-0-0	0-0-0	1-9-0	0-0-0	0-0-0	0-0-0	0-0-0
Jacobs	8-246-2	5-56-0	2-23-0	9-141-2	12-183-2	5-80-0	5-66-1	11-110-1	0-0-0	DNP	DNP	7-95-0	7-88-0
Kight	2-29-0	1-8-0	2-18-0	2-47-0	1-5-0	2-1-0	0-0-0	4-40-0	9-115-0	2-29-0	3-35-1	6-132-0	3-52-0
Martin	0-0-0	DNP	0-0-0	0-0-0	1-5-5	0-0-0	0-0-0	0-0-0	0-0-0	0-0-0	1-9-0	0-0-0	0-0-0
Perez	1-13-0	4-23-0	2-45-0	3-55-1	7-89-0	5-88-2	6-52-0	7-55-0	12-76-0	5-36-0	6-59-1	DNP	DNP
Ratliff	0-0-0	0-0-0	0-0-0	0-0-0	0-0-0	0-0-0	0-0-0	0-0-0	0-0-0	2-18-0	1-7-0	0-0-0	1-33-1
Sharp	1-6-0	0-0-0	0-0-0	DNP	0-0-0	DNP	DNP	DNP	1-3-0	DNP	DNP	0-0-0	0-0-0
Small	2-41-0	0-0-0	0-0-0	1-37-0	0-0-0	0-0-0	0-0-0	0-0-0	2-8-0	1-16-0	5-55-1	4-42-1	3-37-0
Troupe	1-25-0	2-31-0	2-17-0	0-0-0	0-0-0	0-0-0	2-15-0	2-18-0	4-47-1	1-20-0	0-0-0	DNP	1-27-0
Walker	1-24-0	3-65-0	3-30-1	1-7-0	2-50-0	0-0-0	1-5-0	2-28-1	4-64-1	2-17-0	3-41-0	3-34-0	2-11-1

2002 DEFENSIVE STATISTICS

Player	G/GS	UT	AT	TT*	QBS (YDS)	TBL (YDS)	TTFL (YDS)	FH	FF	FR	BLK	PD	INT	BP
Bam Hardmon	13/13	104	64	168	1 (-3)	5 (-11)	6 (-14)	4	2	0	0	3	1	16
Mike Nattiel	13/13	88	60	148	2 (-14)	5 (-15)	7 (-29)	12	0	0	0	6	0	26
Guss Scott	13/13	69	33	102	1 (-4)	2 (-3)	3 (-7)	1	2	0	1	11	2	20
Todd Johnson	12/12	54	34	88	0	2 (-4)	2 (-4)	2	0	1	1	5	2	12
Clint Mitchell	12/12	51	27	78	2.3 (-10)	6 (-19)	8.3 (-29)	20	1	1	0	2	0	35
Robert Cromartie	13/13	51	23	74	0	7 (-15)	7 (-15)	2	2	0	0	8	0	19
Ian Scott	12/12	37	20	57	1 (-6)	6 (-8)	7 (-14)	9	0	1	1	0	0	16
Keiwan Ratliff	13/13	44	9	53	2 (-9)	6 (-14)	8 (-23)	0	1	0	0	9	1	16
Tron LaFavor	13/3	32	19	51	2 (-13)	3 (-11)	5 (-24)	6	0	1	0	1	0	13
Bryan Savelio	13/11	25	24	49	3 (-18)	4 (-8)	7 (-26)	5	0	0	0	1	0	13
Marcus Oquendo-Johnson	11/8	25	23	48	2 (-12)	3 (-17)	5 (-29)	12	0	2	0	0	0	17
Bobby McCray	13/5	20	25	45	2.3 (-14)	4 (-5)	6.3 (-19)	14	0	1	1	0	0	23
Cory Bailey	13/6	25	18	43	1 (-5)	0	1 (-5)	0	0	1	0	4	1	7
Todd McCullough	13/4	15	21	36	0	2 (-3)	2 (-3)	1	0	0	0	1	0	4
Jarvis Herring	13/0	20	5	25	1 (-6)	1 (-2)	2 (-8)	0	0	0	0	3	0	4
Arpedge Rolle	12/2	11	13	24	0	1 (-10)	1 (-10)	6	0	0	0	0	0	7
Darrell Lee	9/0	8	14	22	1 (-4)	2 (-2)	3 (-6)	8	1	0	0	0	0	12
Dwight Jackson	10/1	9	9	18	0	1 (-3)	1 (-3)	0	0	0	0	0	0	1
Lester Norwood	12/1	5	10	15	0	0	0	0	0	1	0	0	0	1
Travis Harris	12/0	5	7	12	0	0	0	0	0	0	0	0	0	0
Matt Farrior	11/2	2	7	9	0	0	0	0	0	0	0	0	0	0
Marquis Westbrook	11/0	4	5	9	0	0	0	0	0	0	0	1	0	1
Chris Reynolds	10/0	7	2	9	1.3 (-2)	1 (-1)	2.3 (-3)	0	1	0	0	0	0	4
Reid Fleming	12/0	4	1	5	0	0	0	0	0	0	0	0	0	0
Johnny Lamar	13/0	1	1	2	0	0	0	0	0	1*	0	0	0	1
Deshawn Carter	11/0	1	0	1	0	0	0	0	0	0	0	1	0	1
*Zephirin Augustine	12/0	0	0	0	0	0	0	0	1	0	0	0	0	1
UF TOTALS	13/143	792	515	1,307	23 (-121)	61 (-151)	84 (-271)	102	11	10	4	56	7	269
OPP. TOTALS	13/143	566	341	907	23	94	116	n/a	12	8	4	74	18	n/a

* Zephirin Augustine forced a fumble and Johnny Lamar made the recovery on a special teams kickoff

Key: UT (Unassisted Tackles include special teams tackles); AT (Assisted Tackles include special teams tackles); TT (Total Tackles include special teams tackles); **Special Teams Tackles are listed below; QBS (Quarterback Sacks); TBL (Tackles, other than quarterback sacks, behind the line of scrimmage); TTFL (Total Tackles for Loss- QBS & TBL); FH (Forced Hurries on QB); FF (Forced Fumble); FR (Fumble Recovery); BLK (Blocked Punts/Extra Points/Field Goals); PD (Pass Deflections); INT (Interceptions); BP (Big Plays-Combination of TTFL, FH, FF, FR, BLK, PD and INTs).

SPECIAL TEAMS TACKLES

Player	UT	AT	TT
Johnny Lamar	12	4	16
Reid Fleming	6	6	12
Matt Piotrowicz	3	9	12
Zephirin Augustine	7	4	11
Ran Carthon	5	1	6
Ciatrick Fason	5	1	6
Matt Jackson	3	3	6
Travis Harris	4	2	6
Todd McCullough	4	1	5
Lester Norwood	2	3	5
Ben Troupe	4	0	4
Deshawn Carter	4	0	4
Jarvis Herring	3	1	4
Bobby McCray	2	2	4
Marquis Westbrook	1	2	3
Ingle Martin	1	1	2
Casey Griffith	2	0	2
Vernell Brown	1	0	1
Larry Kendrick	1	0	1
Matt Farrior	0	1	1
Guss Scott	1	0	1
Tre Orr	1	0	1
Darrell Carpenter	1	0	1
Aaron Walker	1	0	1
Bam Hardmon	1	0	1

DEFENSIVE LEADERS

Sacks	TTFL	Big Plays
Savelio 3 (-18)	Mitchell 8.3 (-29)	Mitchell 35
McCray 2.3 (-14)	Ratliff 8 (-23)	Nattiel 26
Mitchell 2.3 (-10)		McCray 23

2002 GAME-BY-GAME TACKLES: DOWN LINEMAN

Player	UAB UT-AT	MIAMI UT UT-AT	OHIO UT-AT	@UT UT-AT	UK UT-AT	@OleMiss UT-AT	LSU UT-AT	AUB UT-AT	vsUGA UT-AT	@Vandy UT-AT	USC UT-AT	@FSU UT-AT	vs. Mich. UT-AT
Lee	2-2	DNP	DNP	DNP	DNP	0-2	3-3	1-0	0-0	2-3	0-1	0-1	0-2
I. Scott	1-1	1-1	9-4	3-0	3-3	4-4	3-1	7-2	4-2	0-1	DNP	2-0	0-1
LaFavor	3-1	1-0	1-3	0-0	1-1	4-3	3-2	1-2	5-1	4-1	3-4	5-1	1-0
McCray	1-1	1-1	2-3	0-1	1-3	1-0	1-3	5-5	3-3	0-1	3-2	2-0	0-2
Rolle	2-1	1-0	0-2	1-2	1-1	0-0	1-4	1-2	0-0	1-1	3-0	0-0	0-0
Reynolds	0-0	0-0	DNP	0-0	0-0	DNP	1-0	DNP	0-0	1-0	1-0	3-2	1-0
Savelio	2-1	1-0	4-3	1-2	1-3	1-2	3-3	2-3	5-3	2-2	2-2	1-0	0-0
O.-Johnson	3-0	5-4	0-1	3-3	5-0	0-3	DNP	DNP	1-0	4-3	0-3	2-4	2-2
Mitchell	DNP	5-2	4-4	4-1	6-1	2-2	3-2	3-4	6-2	7-1	6-6	2-2	3-0
McGrew	DNP	DNP	DNP	DNP	DNP	DNP	0-0	DNP	DNP	DNP	DNP	DNP	DNP

2002 GAME-BY-GAME TACKLES: LINEBACKERS

Player	UAB UT-AT	MIAMI UT-AT	OHIO UT-AT	@UT UT-AT	UK UT-AT	@OleMiss UT-AT	LSU UT-AT	AUB UT-AT	vsUGA UT-AT	@Vandy UT-AT	USC UT-AT	@FSU UT-AT	vs. Mich. UT-AT
Hardmon	7-4	8-4	10-7	7-4	8-6	8-2	6-4	6-6	10-5	9-1	10-9	9-6	7-6
Farrior	0-3	0-3	2-1	0-0	0-0	0-0	0-0	0-0	0-0	0-0	0-0	0-0	0-0
Nattiel	4-2	7-5	6-3	9-3	9-5	8-3	9-6	3-5	6-5	3-4	12-6	7-6	5-7
McCullough	0-1	0-0	3-4	3-4	0-1	0-0	0-0	2-6	1-0	1-0	2-1	1-2	2-2
Fleming	0-1	4-0	0-0	0-0	0-0	0-0	0-0	0-0	0-0	0-0	0-0	0-0	0-0
Harris	0-0	0-0	0-0	2-0	0-2	0-0	3-5	0-0	0-0	0-0	0-0	0-0	0-0
A. Scott	DNP	0-0	DNP	0-0	0-0	0-0	0-0	0-0	DNP	DNP	0-0	0-0	DNP
D. Jackson	DNP	DNP	DNP	DNP	DNP	2-3	4-3	0-0	1-1	2-2	0-0	0-0	0-0

2002 GAME-BY-GAME TACKLES: DEFENSIVE BACKS

Player	UAB UT-AT	MIAMI UT-AT	OHIO UT-AT	@UT UT-AT	UK UT-AT	@OleMiss UT-AT	LSU UT-AT	AUB UT-AT	vsUGA UT-AT	@Vandy UT-AT	USC UT-AT	@FSU UT-AT	vs. Mich. UT-AT
Cromartie	3-2	7-3	5-4	6-2	3-3	4-0	5-1	4-2	2-1	1-0	4-0	7-2	0-3
Ratliff	2-0	4-1	1-0	2-1	4-1	6-0	4-0	1-0	5-2	6-3	0-0	8-1	1-0
T. Johnson	3-1	7-3	7-3	6-4	0-2	3-3	1-2	DNP	4-3	6-0	2-6	9-3	6-4
G. Scott	4-1	7-2	4-2	6-5	4-2	7-2	3-4	9-2	4-5	6-3	8-2	3-0	4-3
Westbrook	3-2	0-0	1-2	0-0	0-0	0-0	0-0	0-0	0-1	0-0	0-0	0-0	0-0
Norwood	1-1	0-0	0-0	0-0	0-0	0-0	2-3	2-9	0-0	0-0	0-0	0-0	0-0
Bailey	1-1	2-0	0-0	5-3	3-4	0-2	3-3	0-1	4-0	1-0	2-4	3-0	1-0
Lamar	1-1	0-0	1-0	0-0	0-0	0-0	0-0	0-0	0-0	0-0	0-0	0-0	0-0
Herring	0-0	0-0	6-1	0-0	1-1	2-1	3-0	0-0	2-0	2-2	3-0	0-0	0-0
Kendrick	0-0	0-0	0-1	DNP	DNP	DNP	DNP	DNP	DNP	DNP	DNP	DNP	DNP
Carter	1-0	0-0	DNP	0-0	0-0	0-0	0-0	0-0	0-0	0-0	0-0	0-0	0-0
Augustine	0-0	0-0	0-0	0-0	0-0	0-0	0-0	0-0	0-0	0-0	0-0	0-0	0-0

team statistics

2002 DEFENSIVE STATISTICS

Opponent	UT/AT	TT*	QBS	TBL	TTFL	FH	FF	FR	BLK	PD	INT	BP
UAB	46/29	75	2	8	10	13	2	1	0	7	0	33
Miami	74/30	104	0	1	1	3	0	0	1	3	3	10
Ohio	73/54	127	0	9	10	1	1	0	0	1	0	12
at Tennessee	64/38	102	1	0	1	10	2	3	1	6	0	21
Kentucky	57/40	97	4	4	7	8	1	1	0	2	1	22
at Ole Miss	57/33	90	4	3	7	17	1	1	0	2	0	29
LSU	65/50	115	4	5	8	8	0	0	0	3	0	18
Auburn	52/50	102	0	4	4	3	2	2	1	4	0	15
vs. Georgia	67/37	110	4	4	8	7	1	2	0	5	1	25
at Vanderbilt	62/31	91	2	9	11	7	0	0	0	6	2	26
South Carolina	67/58	121	1	8	9	3	1	0	0	4	0	17
at Florida State	71/34	105	0	1	1	22	0	0	0	8	0	31
vs. Michigan	37/31	68	1	5	6	0	0	0	1	4	0	10
UF TOTALS	792/516	1,307	23	61	84	102	11	10	4	56	7	269
OPP. TOTALS	566/341	907	23	94	116	n/a	12	8	4	74	18	n/a

Key: UT (Unassisted Tackles includes special teams tackles); AT (Assisted Tackles include special teams tackles); TT (Total Tackles include special teams tackles); QBS (Quarterback Sacks); TBL (Tackles, other than quarterback sacks, behind the line of scrimmage); TTFL (Total Tackles for Loss- QBS & TBL); FH (Forced Hurries on QB); FF (Forced Fumble); FR (Fumble Recovery); BLK (Blocked Punts/Extra Points/Field Goals); PD (Pass Deflections); INT (Interceptions); BP (Big Plays-Combination of TTFL, FH, FF, FR, BLK, PD and INTs).

GAME-BY-GAME RESULTS

UAB

Tackles (Solo)

Bam Hardmon.....7
Mike Nattiel.....4
Marquis Westbrook.....4

Total Tackles For Loss

Eight tied with.....1

Big Plays

Darrell Lee.....6
Robert Cromartie.....3
Ian Scott.....3
Bobby McCray.....3
Miami

Tackles (Solo)

Bam Hardmon.....8
Mike Nattiel.....7
Robert Cromartie.....7
Todd Johnson.....7
Guss Scott.....7

Total Tackles For Loss

Clint Mitchell.....1

Big Plays

Todd Johnson.....3
Mike Nattiel.....2
Clint Mitchell.....2
Ohio

Tackles (Solo)

Bam Hardmon.....17
Ian Scott.....13
Todd Johnson.....10

Total Tackles For Loss

Ian Scott.....3
Clint Mitchell.....2
4 others.....1

Big Plays

Ian Scott.....3
Clint Mitchell.....2
Robert Cromartie.....2
Tennessee

Tackles (Solo)

Mike Nattiel.....9
Bam Hardmon.....7
Robert Cromartie.....6
Todd Johnson.....6
Guss Scott.....6

Total Tackles For Loss

Mike Nattiel.....1

Big Plays

Clint Mitchell.....5
Mike Nattiel.....3
Ian Scott.....2
Todd McCullough.....2
Cory Bailey.....2
Kentucky

Tackles (Solo)

Bam Hardmon.....14
Mike Nattiel.....14
Clint Mitchell.....9

Total Tackles For Loss

Bobby McCray.....1
Marcus O.-Johnson.....1
Robert Cromartie.....1

Big Plays

Bobby McCray.....5.3
Mike Nattiel.....3
Chris Reynolds.....2
Keiwan Ratliff.....2
OleMiss

Tackles (Solo)

Bam Hardmon.....8
Mike Nattiel.....8
Guss Scott.....7

Total Tackles For Loss

Seven tied with.....1

Big Plays

Clint Mitchell.....6
Ian Scott.....4
Five others with.....2
LSU

Tackles (Solo)

Mike Nattiel.....9
Bam Hardmon.....6
Robert Cromartie.....5

Total Tackles For Loss

Keiwan Ratliff.....2
Clint Mitchell.....1
Mike Nattiel.....1
Jarvis Herring.....1

Big Plays

Clint Mitchell.....4
Mike Nattiel.....3
Keiwan Ratliff.....3
Ian Scott.....2
Tron LaFavor.....2
Bryan Savelio.....2
Four others with.....1
Auburn

Tackles (Solo)

Bam Hardmon.....12
Guss Scott.....11
Lester Norwood.....11

Total Tackles For Loss

Four tied with.....1

Big Plays

Bobby McCray.....3
Five tied with.....2
Georgia

Tackles (Solo)

Bam Hardmon.....10
Clint Mitchell.....6
Mike Nattiel.....6

Total Tackles For Loss

Tron LaFavor.....1
Bryan Savelio.....1
M. Oquendo-Johnson.....1
Keiwan Ratliff.....1

Big Plays

Keiwan Ratliff.....4
Bam Hardmon.....4
Vanderbilt

Tackles (Solo)

Bam Hardmon.....9
Clint Mitchell.....7

Total Tackles For Loss

9 tied with.....1

Big Plays

Guss Scott.....4
Clint Mitchell.....3

South Carolina

Tackles (Solo)

Mike Nattiel.....12
Bam Hardmon.....10

Total Tackles For Loss

Bobby McCray.....2
6 others tied with.....1

Big Plays

Four tied with.....2

Florida State

Tackles (Solo)

Bam Hardmon.....9
Todd Johnson.....9
Keiwan Ratliff.....8

Total Tackles For Loss

Keiwan Ratliff.....1
Big Plays

Clint Mitchell.....6
Guss Scott.....4
Three others tied with.....3

Michigan

Tackles (Solo)

Bam Hardmon.....7
Todd Johnson.....6
Mike Nattiel.....5

Total Tackles For Loss

Clint Mitchell.....2
Four others tied with.....1

Big Plays

Clint Mitchell.....3
Robert Cromartie.....2

2002 FLORIDA SUPERLATIVES

Points Scored	51 vs. UAB
Low	7 vs. LSU
First Downs	30 vs. Kentucky
Low	16 vs. LSU
Rushing Plays	46 vs. Kentucky
Low	25 vs. LSU
Fumbles Lost	2 vs. Georgia
Low	0 vs. UAB, Miami, Auburn
Rushing Yardage	233 vs. UAB
Low	42 vs. Georgia
Passes Attempted	47 vs. Florida State
Low	31 vs. Ohio
Passes Completed	36 vs. Georgia
Low	17 at Vanderbilt
Passes Intercepted	4 at Ole Miss, vs. LSU
Low	0 vs. four times, last vs. South Carolina
Passing Yardage	410 vs. UAB
Low	163 vs. LSU
Total Plays	89 vs. Kentucky
Low	65 vs. Ohio
Total Offense	643 vs. UAB
Low	237 vs. LSU
Individual Long Plays	
Rushing	63, Graham vs. UAB
Passing	59, Grossman vs. UAB
Reception	59, Jacobs vs. UAB
Field Goal	48, Leach vs. Auburn
Punt	70, Martin at Ole Miss
Punt Return	41, Ratliff vs. Ohio
Kickoff Return	39, Carthon at Ole Miss
Interception Return	62, Keiwan Ratliff vs. Kentucky
Individual Player Superlatives	
Rushes	32, Graham vs. Kentucky
Yards Rushing	182, Graham vs. UAB
TD Rushes	2, Graham vs. UAB
	2, Graham vs. Ohio
	2, Carthon vs. Kentucky
	2, Graham vs. Michigan
Pass Attempts	47, Grossman vs. Florida State
Pass Completions	36, Grossman vs. Georgia
Yards Passing	375, Grossman vs. Kentucky
TD Passes	4, Grossman vs. South Carolina
Receptions	12, Jacobs vs. Kentucky
	12, Perez vs. Georgia
Yards Receiving	246, Jacobs vs. UAB
TD Receptions	2, Jacobs vs. UAB
	2, Jacobs at Tennessee
	2, Jacobs vs. Kentucky
	2, Perez at Ole Miss
Field Goals	3, Leach vs. Auburn
Punts	9, Hunter vs. Miami
Punting Average	51.0, Martin vs. Georgia

2002 OPPONENT SUPERLATIVES

Points Scored	41, Miami
Low	3, UAB
First Downs	25, Miami
Low	11, Ole Miss
Rushing Plays	62, Ohio
Low	29, Kentucky
Fumbles Lost	3, Tennessee
Low	0, four times, last vs. S. Carolina
Rushing Yardage	306, Miami
Low	37, Ole Miss
Passes Attempted	44, Tennessee
Low	4, Ohio
Passes Completed	30, Tennessee
Low	2, Ohio
Passes Intercepted	3, Miami
Low	0, six times, last vs. Florida State
Passing Yardage	319, Michigan
Low	12, Ohio
Total Plays	79, Miami
Low	53, Auburn
Total Offense	508, Miami
Low	190, Ohio
Individual Long Plays	
Rushing	39, Willis McGahee, Miami
	39, Domanick Davis, LSU
Passing	54, Jason Campbell, Auburn
Reception	54, Ronnie Brown, Auburn
Field Goal	53, Todd Sievers, Miami
Punt	63, Greg Johnson, Vanderbilt
Punt Return	65, Brandon Smith, Vanderbilt
Kickoff Return	100, Derek Abney, Kentucky
Int. Return	97, Maurice Sikes, Miami
Individual Player Superlatives	
Rushes	29, Dontrell Jackson, Ohio
Yards Rushing	204, Willis McGahee, Miami
TD Rushes	4, Chris Perry, Michigan
Pass Att	44, Casey Clausen, Tennessee
Pass Comp	30, Casey Clausen, Tennessee
Yards Passing	319, John Navarre, Michigan
TD Passes	4, Ken Dorsey, Miami
Receptions	8, Troy Fleming, Tennessee
	8, Anquan Boldin, Florida State
Yards Rec	110, Braylon Edwards, Michigan
TD Receptions	2, Jason Geathers, Miami
	2, Devon Henderson, LSU
	2, Anquan Boldin, Florida State
Field Goals	3, Johns Corbello, LSU
Punts	11, Cody Ridgeway, Ole Miss
Punting Avg	46.5, Dustin Colquitt, Tennessee

florida football team statistics

2002 GAME-BY-GAME STARTERS

Offense													
	UAB	MAMI	OHIO	@UT	UK	@OleMiss	LSU	ALB	vsUGA	@Vandy	USC	@FSU	vsMich.
WR	Taylor Jacobs	Taylor Jacobs	Taylor Jacobs	Taylor Jacobs	Taylor Jacobs	Taylor Jacobs	Taylor Jacobs	Taylor Jacobs	Taylor Jacobs	Vernell Brown	Keivan Ratliff	Taylor Jacobs	Taylor Jacobs
WR	Carlos Perez	Carlos Perez	Carlos Perez	Carlos Perez	Carlos Perez	Carlos Perez	Carlos Perez	Carlos Perez	Carlos Perez	Carlos Perez	Carlos Perez	O.J. Small	Kevin Kight
LT	Max Staks	Max Staks	Max Staks	Max Staks	Max Staks	Max Staks	Max Staks	Max Staks	Max Staks	Max Staks	Max Staks	Max Staks	Max Staks
LG	Shannon Snell	Shannon Snell	Shannon Snell	Shannon Snell	Shannon Snell	Shannon Snell	Mike Degory	Shannon Snell	Shannon Snell	Shannon Snell	Shannon Snell	Shannon Snell	Shannon Snell
C	Mike Degory	Mike Degory	Mike Degory	Mike Degory	Mike Degory	Mike Degory	David Jorgenson	Mike Degory	David Jorgenson	Mike Degory	Mike Degory	Mike Degory	Mike Degory
RG	David Jorgenson	David Jorgenson	Randy Hard	David Jorgenson	David Jorgenson	David Jorgenson	Mo Mitchell	David Jorgenson	Mike Degory	David Jorgenson	Mo Mitchell	Mo Mitchell	Mo Mitchell
RT	Jonathan Cohn	Jonathan Cohn	Jonathan Cohn	Jonathan Cohn	Jonathan Cohn	Jonathan Cohn	Jonathan Cohn	Jonathan Cohn	Jonathan Cohn	Jonathan Cohn	Randy Hard	Randy Hard	Randy Hard
TE	Aaron Walker	Aaron Walker	Aaron Walker	Aaron Walker	Aaron Walker	Aaron Walker	Aaron Walker	Aaron Walker	Aaron Walker	Aaron Walker	Aaron Walker	Aaron Walker	Aaron Walker
QB	Rex Gossman	Rex Gossman	Rex Gossman	Rex Gossman	Rex Gossman	Rex Gossman	Rex Gossman	Rex Gossman	Rex Gossman	Rex Gossman	Rex Gossman	Rex Gossman	Rex Gossman
TB	Earnest Geham	Earnest Geham	Earnest Geham	Earnest Geham	Earnest Geham	Earnest Geham	Earnest Geham	Earnest Geham	Earnest Geham	Earnest Geham	Earnest Geham	Earnest Geham	Earnest Geham
FB	Ben Troupe#	Kevin Kight!	Ben Troupe#	Ben Troupe#	Ben Troupe#	Ben Troupe#	Ben Troupe#	Kevin Kight!	Keivan Ratliff!	Kevin Kight!	Kevin Kight!	Kevin Kight!	Ben Troupe#

Florida started the UAB, Ohio, Tennessee, Kentucky, Ole Miss, LSU and Michigan games with two tight ends. ! - Florida started the Miami, Auburn, Georgia, Vanderbilt, South Carolina and Florida State games with three wide receivers

Defense													
	UAB	MAMI	OHIO	@UT	UK	@OleMiss	LSU	ALB	vsUGA	@Vandy	USC	@FSU	vsMich.
DE	Arpedge Rolle	Clint Mitchell	Clint Mitchell	Clint Mitchell	Clint Mitchell	Clint Mitchell	Clint Mitchell	Clint Mitchell	Clint Mitchell	Clint Mitchell	Clint Mitchell	Clint Mitchell	Clint Mitchell
DT	Ian Scott	Brain Saveio	Byan Saveio	Ian Scott	Byan Saveio	Byan Saveio	Byan Saveio	Byan Saveio	Byan Saveio	Byan Saveio	Byan Saveio	Byan Saveio	Byan Saveio
DT	Tion LaFavor	Ian Scott	Ian Scott	Tion LaFavor	Ian Scott	Ian Scott	Ian Scott	Ian Scott	Ian Scott	Ian Scott	Tion LaFavor	Ian Scott	Ian Scott
RE	Marcus O'Johnson	Marcus O'Johnson	Marcus O'Johnson	Marcus O'Johnson	Marcus O'Johnson	Marcus O'Johnson	Bobby McCray	Bobby McCray	Bobby McCray	Bobby McCray	Bobby McCray	Marcus O'Johnson	Marcus O'Johnson
WLB	Byron Hadron	Byron Hadron	Cory* Bailey	Todd McCullough	Todd McCullough	Cory* Bailey	Dwight Jackson	Todd McCullough	Cory* Bailey	Cory* Bailey	Cory* Bailey	Cory* Bailey	Todd McCullough
SLB	Mike Nattiel	Mike Nattiel	Mike Nattiel	Mike Nattiel	Mike Nattiel	Mike Nattiel	Mike Nattiel	Mike Nattiel	Mike Nattiel	Mike Nattiel	Mike Nattiel	Mike Nattiel	Mike Nattiel
MLB	Matt Fannor	Matt Fannor	Byron Hadron	Byron Hadron	Byron Hadron	Byron Hadron	Byron Hadron	Byron Hadron	Byron Hadron	Byron Hadron	Byron Hadron	Byron Hadron	Byron Hadron
LC	Keivan Ratliff	Keivan Ratliff	Keivan Ratliff	Keivan Ratliff	Keivan Ratliff	Keivan Ratliff	Keivan Ratliff	Keivan Ratliff	Keivan Ratliff	Keivan Ratliff	Keivan Ratliff	Keivan Ratliff	Keivan Ratliff
RC	Robert Cromartie	Robert Cromartie	Robert Cromartie	Robert Cromartie	Robert Cromartie	Robert Cromartie	Robert Cromartie	Robert Cromartie	Robert Cromartie	Robert Cromartie	Robert Cromartie	Robert Cromartie	Robert Cromartie
SS	Guss Scott	Guss Scott	Guss Scott*	Guss Scott	Guss Scott	Guss Scott	Guss Scott	Guss Scott	Guss Scott	Guss Scott	Guss Scott	Guss Scott	Guss Scott
FS	Todd Johnson	Todd Johnson	Todd Johnson	Todd Johnson	Todd Johnson	Todd Johnson	Todd Johnson	Lester Nowood	Todd Johnson	Todd Johnson	Todd Johnson	Todd Johnson	Todd Johnson

* - Bailey started at Strong safety and Scott as the nickel back as Florida started the Ohio, Ole Miss, Georgia, Vanderbilt, South Carolina and Florida State games in a nickel defensive set

2002 RECEPTIONS CHART

PLAYER	NO.	TD	FOR 1 ST DOWN	% FOR 1 ST DOWN/TD
Taylor Jacobs	71	8	54	76.1%
Carlos Perez	58	4	30	51.7%
Kelvin Kight	37	1	20	54.1%
Aaron Walker	27	4	18	66.7%
Earnest Graham	22	0	5	22.7%
Ran Carthon	20	0	5	25%
O.J. Small	18	2	10	56%
Ben Troupe	15	1	11	73.3%
Matt Jackson	9	0	6	66.7%
Vernell Brown	4	0	1	25%
Darrell Carpenter	3	1	2	66.7%
Keiwan Ratliff	4	1	2	50%
Antoine Sharp	2	0	1	50%
Ingle Martin	2	0	1	50%
Willie Green	2	0	1	50%
Rex Grossman	1	0	1	100%
TOTALS	295	22	168	57%

CAREER STARTS

<u>OFFENSE</u>	<u>2002</u>	<u>2001</u>	<u>2000</u>	<u>1999</u>	<u>1998</u>	<u>TOT.</u>	<u>STR.</u>
Rex Grossman, QB	13	11	7	0	0	31	31
Max Starks, OT	13	11	0	0	0	24	24
Shannon Snell, OG	12	11	0	0	0	23	6
Aaron Walker, TE	13	9	7	0	0	29	16
Taylor Jacobs, WR	11	2	5	0	0	18	2
Carlos Perez, WR	11	2	0	0	0	13	0
Ben Troupe, TE	7	0	0	0	0	7	1
David Jorgensen, RG	9	5	12	1	0	27	0
Mike Degory, C	13	0	0	0	0	13	13
Jonathan Colon, RT	10	0	0	0	0	10	0
Earnest Graham, RB	13	9	3	7	0	32	13
Randy Hand, RG	4	0	0	0	0	4	3
Ran Carthon, TB	0	0	1	0	0	1	0
Ray Snell, FB	0	2	0	0	0	2	0
Matt Jackson, WR	0	1	1	0	0	2	0
Kelvin Kight, WR	6	0	1	0	0	7	4
Mo Mitchell, RG	4	0	0	0	0	4	3
Keiwan Ratliff, WR*	2	0	0	0	0	0	0
Vernell Brown, WR	1	0	0	0	0	1	0
O.J. Small, WR	1	0	0	0	0	1	0
<u>DEFENSE</u>	<u>2002</u>	<u>2001</u>	<u>2000</u>	<u>1999</u>	<u>1998</u>	<u>TOT.</u>	<u>STR.</u>
Todd Johnson, FS	12	11	12	0	0	35	5
Ian Scott, NT	12	11	0	0	0	23	2
Byron Hardmon, LB	13	9	4	0	0	26	17
Tron LaFavor, DT	3	9	1	0	0	13	0
Darrell Lee, DE	0	3	0	0	0	3	0
Arpedge Rolle, DE	1	0	0	0	0	1	0
Marcus Oquendo-Johnson	8	0	8	2	0	18	2
Matt Farrow, MLB	2	0	3	0	0	5	0
Mike Nattiel, WLB	13	8	7	0	0	28	13
Robert Cromartie, CB	13	0	7	12	3	35	13
Keiwan Ratliff, CB	13	1	1	0	0	15	13
Guss Scott, SS	13	2	0	0	0	15	13
Daryl Dixon, SS/FS	0	0	4	8	0	12	0
Dwight Jackson, SLB	1	0	1	0	0	2	0
Marquis Westbrook, CB	0	1	1	0	0	2	0
Clint Mitchell, DE	12	0	8	0	0	20	12
Cory Bailey, SS	6	0	0	0	0	6	0
Travis Harris, MLB	0	0	4	0	0	4	0
Bobby McCray, DE	5	2	0	0	0	7	0
Bryan Savelio, DT	10	2	0	0	0	12	9
Todd McCullough, WLB	4	0	0	0	0	4	1
Lester Norwood, FS	1	0	0	0	0	1	0

Note: Some starts were at positions other than the ones listed.

* Ratliffs' total starts are included in the defensive numbers.

2002 RECEPTIONS CHART

PLAYER	NO.	TD	FOR 1 ST DOWN	% FOR 1 ST DOWN/TD
Taylor Jacobs	71	8	54	76.1%
Carlos Perez	58	4	30	51.7%
Kelvin Kight	37	1	20	54.1%
Aaron Walker	27	4	18	66.7%
Earnest Graham	22	0	5	22.7%
Ran Carthon	20	0	5	25%
O.J. Small	18	2	10	56%
Ben Troupe	15	1	11	73.3%
Matt Jackson	9	0	6	66.7%
Vernell Brown	4	0	1	25%
Darrell Carpenter	3	1	2	66.7%
Keiwan Ratliff	4	1	2	50%
Antoine Sharp	2	0	1	50%
Ingle Martin	2	0	1	50%
Willie Green	2	0	1	50%
Rex Grossman	1	0	1	100%
TOTALS	295	22	168	57%

CAREER STARTS

<u>OFFENSE</u>	<u>2002</u>	<u>2001</u>	<u>2000</u>	<u>1999</u>	<u>1998</u>	<u>TOT.</u>	<u>STR.</u>
Rex Grossman, QB	13	11	7	0	0	31	31
Max Starks, OT	13	11	0	0	0	24	24
Shannon Snell, OG	12	11	0	0	0	23	6
Aaron Walker, TE	13	9	7	0	0	29	16
Taylor Jacobs, WR	11	2	5	0	0	18	2
Carlos Perez, WR	11	2	0	0	0	13	0
Ben Troupe, TE	7	0	0	0	0	7	1
David Jorgensen, RG	9	5	12	1	0	27	0
Mike Degory, C	13	0	0	0	0	13	13
Jonathan Colon, RT	10	0	0	0	0	10	0
Earnest Graham, RB	13	9	3	7	0	32	13
Randy Hand, RG	4	0	0	0	0	4	3
Ran Carthon, TB	0	0	1	0	0	1	0
Ray Snell, FB	0	2	0	0	0	2	0
Matt Jackson, WR	0	1	1	0	0	2	0
Kelvin Kight, WR	6	0	1	0	0	7	4
Mo Mitchell, RG	4	0	0	0	0	4	3
Keiwan Ratliff, WR*	2	0	0	0	0	0	0
Vernell Brown, WR	1	0	0	0	0	1	0
O.J. Small, WR	1	0	0	0	0	1	0
<u>DEFENSE</u>	<u>2002</u>	<u>2001</u>	<u>2000</u>	<u>1999</u>	<u>1998</u>	<u>TOT.</u>	<u>STR.</u>
Todd Johnson, FS	12	11	12	0	0	35	5
Ian Scott, NT	12	11	0	0	0	23	2
Byron Hardmon, LB	13	9	4	0	0	26	17
Tron LaFavor, DT	3	9	1	0	0	13	0
Darrell Lee, DE	0	3	0	0	0	3	0
Arpedge Rolle, DE	1	0	0	0	0	1	0
Marcus Oquendo-Johnson	8	0	8	2	0	18	2
Matt Farrow, MLB	2	0	3	0	0	5	0
Mike Nattiel, WLB	13	8	7	0	0	28	13
Robert Cromartie, CB	13	0	7	12	3	35	13
Keiwan Ratliff, CB	13	1	1	0	0	15	13
Guss Scott, SS	13	2	0	0	0	15	13
Daryl Dixon, SS/FS	0	0	4	8	0	12	0
Dwight Jackson, SLB	1	0	1	0	0	2	0
Marquis Westbrook, CB	0	1	1	0	0	2	0
Clint Mitchell, DE	12	0	8	0	0	20	12
Cory Bailey, SS	6	0	0	0	0	6	0
Travis Harris, MLB	0	0	4	0	0	4	0
Bobby McCray, DE	5	2	0	0	0	7	0
Bryan Savelio, DT	10	2	0	0	0	12	9
Todd McCullough, WLB	4	0	0	0	0	4	1
Lester Norwood, FS	1	0	0	0	0	1	0

Note: Some starts were at positions other than the ones listed.

* Ratliffs' total starts are included in the defensive numbers.

team statistics

THE RED ZONE

Team	No.	Scores	TDs	FGs	TO	Dwn.	MFG	Sc.%	TD%
UF	49	41	33	8	5	0	3	.837	.673
Opp	44	31	22	9	2	5	4	.705	.500

TO: Turnover; Dwn.: Loss of possession on downs or half/game ends; EOQ: End of quarter; MFG: Missed Field Goal; Sc.%: Scoring percentage; TD%: Touchdown percentage

TOUCHDOWN DRIVES

TD Length	TD Drive Length
1-10 Yards	23
11-20 Yards	10
21-30 Yards	5
31-40 Yards	3
41-50 Yards	1
51-60 Yards	0
61-70 Yards	0
71-80 Yards	0
81-90 Yards	0
91-99 Yards	0

TD Drive Possession Time	Plays on TD Drive
0:00-0:30	2
0:31-1:00	4
1:01-1:30	5
1:31-2:00	3
2:01-3:00	10
3:01-4:00	8
4:01-5:00	5
5:01-6:00	3
6:01-7:00	0
7:00+	1
OT:	1

Total TD Drive Time: 7,215 seconds
 Total Offensive TD: 42
 Average TD Time: 2:51
 Shortest TD Drive Time: :05 (vs. Kentucky, Graham 1 yard run, 1 play, 1 yard)
 Longest TD Drive Time: 7:16 (vs. Auburn, Grossman pass to Walker, 14 plays, 80 yards)

THIRD DOWN CONVERSIONS

Florida	Opponents
3-1	19/29
3-2	4/8
3-3	6/16
3-4	6/14
3-5	4/19
3-6	5/9
3-7	6/12
3-8	4/9
3-9	2/7
3-10	6/17
3-11	1/7
3-12	2/5
3-13	4/12
3-14	1/9
3-15	1/3
3-16	1/3
3-17	0/3
3-18	0/1
3-19	0/1
3-20+	1/7
Total:	73/191 (.382)

Opponents	Florida
3-1	14/22
3-2	6/12
3-3	7/18
3-4	4/10
3-5	8/19
3-6	3/17
3-7	2/22
3-8	7/21
3-9	2/15
3-10	2/13
3-11	2/4
3-12	1/6
3-13	1/7
3-14	0/1
3-15	0/6
3-16	0/0
3-17	0/1
3-18	0/2
3-19	0/1
3-20+	0/4
Total:	59/201 (.294)

UF BIG OFFENSIVE PLAYS

* Plays of 20 yards or longer

Run (9):
 Graham-6 (50 yds vs. UAB, 21 yds vs. UAB, 63 yds vs. UAB; 40 yds vs. Ohio; 23 yds. vs. Auburn; 33 yds vs. Michigan)

Carthon-2 (20 yds vs. Georgia; 20 yds. vs. South Carolina)

Jacobs-1 (23 yds vs. LSU)

Pass (51):
 Jacobs-15 (59 yds vs. UAB, 51 yds vs. UAB, 28 yds vs. UAB, 45 yds vs. UAB, 21 yds vs. UAB, 54 yds vs. UAB; 52 yds vs. Tennessee, 21 yds vs. Tennessee; 22 yds vs. Kentucky, 33 yds vs. Kentucky, 35 yds vs. Kentucky; 20 yds vs. Ole Miss; 25 yds. vs. Auburn; 20 yds. vs. Florida State; 22 yds vs. Michigan)

Walker-8 (24 yds vs. UAB; 24 yds vs. Miami, 22 yds. vs. Miami; 36 yds vs. Kentucky; 23 yds vs. Georgia, 24 yds vs. Georgia; 20 yds. vs. South Carolina; 22 yds. vs. Florida State)

Perez- 7 (36 yds vs. Ohio; 28 yds vs. Tennessee, 22 yds vs. Tennessee; 22 yds vs. Kentucky; 35 yds vs. Ole Miss; 21 yds. vs. Vanderbilt; 28 yds. vs. South Carolina)

Kight- 8 (37 yds vs. Tennessee; 20 yds vs. Georgia; 27 yds. vs. South Carolina; 28 yds. vs. Florida State; 24 yds vs. Florida State; 22 yds vs. Florida State, 41 yds vs. Florida State; 24 yds vs. Michigan)

Small-4 (23 yds vs. UAB; 37 yds vs. Tennessee; 21 yds. vs. South Carolina; 22 yds vs. Michigan)

Troupe-3 (25 yds vs. UAB; 20 yds. vs. Vanderbilt; 27 yds vs. Michigan)

Jackson- 2 (28 yds vs. Kentucky; 21 yds vs. Ole Miss)

Carthon- 2 (21 yds. vs. Vanderbilt; 51 yds vs. Michigan)

Grossman- 1 (21 yds. vs. South Carolina)

Ratliff- 1 (33 yds vs. Michigan)

TURNOVERS

Team	TOs Forced (Int/Fumbles)	Points Scored Off
Florida	17 (7/10)	69
Opponents	26 (18/8)	83

100-YARD GAMES

100-Yard Receiving Games (Career/Season)
 UF: 7- Jacobs (5/4); Kight (2/2)
 Opp: 4- Washington (Tennessee); Boldin (Florida State); Perry and Edwards (Michigan)

100-Yard Rushing Games (Career/Season)
 UF: 4- Graham (9/4)
 Opp: 5 - McGahee (Miami); Jackson (Ohio); Brown (Auburn); Smith (Georgia); Washington (Florida State)

KICKOFF STATISTICS

Team	No.	TD	TB	Avg KO+Avg. Start*
UF	66	1	13	4.6 22.92
Opp.	59	0	23	3.0 21.29

+ Average yard ball kicked to and returned to (i.e. 3.5 is the average yard line Florida kicked the ball to on kickoffs).

THE LAST TIME IT HAPPENED BY FLORIDA

(DOES NOT INCLUDE BOWL GAME)

- 40 Rushing Attempts:** 41, Errict Rhett vs. Georgia, Oct. 30, 1993 (107 games)
- 200 Yards Rushing:** 316, Emmitt Smith vs. New Mexico, Oct. 21, 1989 (161 games)
- 3 Touchdowns Rushing:** Earnest Graham vs. Marshall, Sept. 1, 2001 (21 games)
- 4 Touchdowns Rushing:** Jesse Palmer vs. Kentucky, Sept. 23, 2000 (30 games)
- 5 or More Touchdowns Passing:** 5, Rex Grossman vs. LSU, Oct. 6, 2001 (17 games)
- 20 Or More Passes Completed:** 24, Rex Grossman vs. Florida State, Nov. 30, 2002 (0 games)
- 30 Or More Passes Completed:** 36, Rex Grossman vs. Georgia, Nov. 02, 2002 (3 games)
- 40 Or More Passes Attempted:** 47, Rex Grossman vs. Florida State, Nov. 30, 2002 (0 games)
- 300 Or More Yards Passing:** 303, Rex Grossman vs. Florida State, Nov. 30, 2002 (0 games)
- Back-To-Back 300 Yard Passing:** Rex Grossman, Tennessee, 2002 and Kentucky, 2002 (7 games)
- 9 Consecutive Games with 300 Yard Passing:** Rex Grossman, Marshall-South Carolina, 2001 (14 games)
- 10 Or More Receptions:** 12, Carlos Perez vs. Georgia, Nov. 02, 2002 (3 games)
- 150 Or More Yards Receiving:** 183, Taylor Jacobs vs. Kentucky, Sept. 28, 2002 (7 games)
- Kickoff Return For A Touchdown:** 100, Bo Carroll, vs. LSU, Oct. 9, 1999 (41 games)
- Punt Return For A Touchdown:** 57, Lito Sheppard, vs. South Carolina, Nov. 11, 2000 (25 games)
- Interception Return For A Touchdown:** 47, Guss Scott, vs. Georgia, Nov. 02, 2002 (3 games)
- Intercepted PAT Returned For A Safety:** Keiwan Ratliff vs. Kentucky, Sept. 28, 2002 (7 games)
- Multiple Defensive Touchdowns:** 4, vs. SW Louisiana, Aug. 31, 1996, Lawrence Wright 12-yard fumble return, Fred Weary 64-yard return, Teako Brown 26-yard interception return, Fred Weary 65-yard interception return (78 games)
- 2 or More Interceptions:** 2, Todd Johnson vs. Miami, Sept. 7, 2002 (10 games)
- Fumble Return For A Touchdown:** 76, Todd Johnson, Middle Tennessee State, Sept. 9 (33 games)
- Florida Recorded A Safety:** Nov 21, 1998 vs. Florida State, Reggie McGrew sacked Marcus Outzen (FSU QB) causing a fumble in endzone recovered by FSUs Brannon (47 games)
- Fumble Recovery In End Zone For Touchdown:** Michael Dupree vs. Rice, Sept. 17, 1977 (291 games)
- Blocked Punt:** Todd Johnson and Guss Scott vs. Miami, Sept. 7, 2002 (10 games)
- Blocked Punt For Touchdown:** Todd Johnson blocked the punt, Marquis Westbrook recovered in the endzone for a touchdown vs. UCF, Sept. 11, 1999 (45 games)
- Blocked Field Goal Attempt:** Bobby McCray vs. Auburn, Oct. 19, 2002 (4 games)
- Blocked PAT:** Clint Mitchell vs. Vanderbilt, Nov. 3, 2001 (15 games)
- A 50+ Yard Field Goal:** Jeff Chandler, 52 yards vs. Tennessee, Dec. 1, 2001 (11 games)
- Missed A PAT:** Brendt Talcott, vs. Georgia, Nov. 02, 2002 (3 games)
- Missed A Field Goal:** 48 yds., Matt Leach vs. Vanderbilt, Nov. 09, 2002 (2 games)
- A Player Played Both Ways:** Keiwan Ratliff vs. Florida State, Nov. 30, 2002 (0 games) (cornerback and wide receiver)
- Player Started Both Ways:** Keiwan Ratliff vs. Florida State, Nov. 30, 2002 (0 games) (cornerback and wide receiver)
- A WR or RB threw a touchdown pass:** Earnest Graham, Dec. 4, 1999 (36 games)
- Touchdown by an offensive lineman:** Thomas Moody, Nov. 11, 2000 (six yard. reception) (26 games)

THE LAST TIME IT HAPPENED BY AN OPPONENT

(DOES NOT INCLUDE BOWL GAME)

30 Rushing Attempts: 37, Travis Henry, Tennessee, Sept. 16, 2000 (31 games)
200 Yards Rushing: 204, Willis McGahee, Miami, Sept. 7, 2002 (11 games)
3 Touchdowns Rushing: 3, Ronnie Brown, Auburn, Oct. 19, 2002 (4 games)
20 Or More Passes Completed: 20, Jared Lorenzen, Kentucky, Sept. 28, 2002 (7 games)
30 Or More Passes Attempted: 33, Eli Manning, Ole Miss, Oct. 5, 2002 (6 games)
40 Or More Passes Attempted: 44, Casey Clausen, Tennessee, Sept. 21, 2002 (8 games)
300 Or More Yards Passing: 353, Chris Weinke, Florida State, November 18, 2000 (24 games)
300 Or More Yards Total Offense: 328-Ben Leard and Jeff Klein, SEC (Auburn) Dec. 2, 2000 (23 games)
100 Or More Yards Receiving: 101, Anquan Boldin, Florida State, Nov. 30, 2002 (0 games)
150 Or More Yards Receiving: 187, Marvin Minnis, Florida State, November 18, 2000 (24 games)
Blocked Kick Returned For A Touchdown: Derek Watson, South Carolina, Nov. 11, 2000 (25 games)
50+ Yard Field Goal: 53, Todd Sievers, Miami, Sept. 7, 2002 (10 games)
Punt Return For A Touchdown: 49, Derek Abney, Kentucky, Sept. 28, 2002 (7 games)
Fake Punt For A Touchdown: 57, Tim Sesley, SW Louisiana, Nov. 6, 1993 (109 games)
Kickoff Return For A Touchdown: 100, Derek Abney, Kentucky, Sept. 28, 2002 (7 games)
Interception Return For A Touchdown: 13, Kendyll Pope, Florida State, Nov. 30, 2002 (0 games)
3 or More Interceptions: 3, Corey Webster, LSU, Oct. 12, 2002 (5 games)
Fumble Return For A Touchdown: 0, Cornelius Bowick, Ball State, Sept. 2, 2000 (34 games)
Blocked Punt: Dustin Williams (Aaron Boone), Kentucky, Sept. 28, 2002 (7 games)
Blocked Field Goal: Ole Miss, Oct. 5, 2002 (6 games)
Blocked PAT Returned For A Safety: Wayne Williams, LSU, Oct. 6, 1990 (145 games)
Florida Player Tackled For A Safety: Rex Grossman vs. Ole Miss, Oct. 5, 2002 (6 games)
Florida Player Intentionally Takes Safety: Rex Grossman vs. Mississippi State, Sept. 30, 2000 (30 games)
Missed a PAT: Alex Walls, Tennessee, Sept. 21, 2002 (8 games)





Florida 51, UAB 3
Aug. 31, 2002

Ben Hill Griffith Stadium at Florida Field
Attendance: 85,575

Senior receiver Taylor Jacobs broke the 33-year-old Florida record for receiving yards in a game with 246, highlighting an offensive explosion for the sixth-ranked Gators, as they belted UAB 51-3 to start the Ron Zook era in fine fashion.

Since taking over as the 20th head coach in Florida football history in January, Zook vowed his team would be balanced offensively. His team responded by piling up 643 yards of offense behind the throw and catch combination of Rex Grossman and Jacobs, and the powerful running of Earnest Graham, as the Gators (1-0) methodically dismantled an overmatched Blazer squad.

Florida moved the ball on the ground or through the air with equal efficiency, running the ball 38 times on the evening, while passing 32 times.

On the game, Graham rushed for a career-best 182 yards, the sixth 100-yard effort of his career.

After piling up huge numbers in the opening half, Jacobs put the exclamation point on a career night on a 21-yard crossing pass from Grossman in the the third quarter. The reception moved him past former Gator great Carlos Alvarez, who recorded 237 yards in a 35-16 victory over Miami on Nov. 29, 1969.

Grossman exited the game after three quarters, completing 16-of-26 passes for 337 yards to go along with his two touchdown strikes to Jacobs.

Ciatrick Fason and Willie Green each added 1-yard touchdown runs in the fourth quarter to provide the final margin of victory.

Scoring Summary & Statistics

Team	1st	2nd	3rd	4th	Final
UAB	0	0	3	0	3
Florida	7	27	3	14	51

1st Quarter

UF: 13:32 - E. Graham 3-yard run (M. Leach kick) - 5 plays, 79 yards, TOP- 1:28

2nd Quarter

UF: 14:36- R. Carthon 2-yard run (M. Leach kick failed) - 8 plays, 81 yards, TOP- 2:44

UF: 10:42- E. Graham 21-yard run (M. Leach kick) - 5 plays, 64 yards, TOP-1:57

UF: 8:41- T. Jacobs 45-yard pass from R. Grossman (M. Leach kick) - 2 plays, 69 yards, TOP- 0:34

UF: 2:27- T. Jacobs 18-yard pass from R. Grossman (M. Leach kick) - 4 plays, 53 yards, TOP - 1:22

3rd Quarter

UAB: 8:56 -N. Hayes 32-yard field goal - 11 plays, 66 yards, TOP-6:04

UF: 7:17- M. Leach 35-yard field goal - 6 plays, 65 yards, TOP-1:39

4th Quarter

UF: 9:39 - C. Fason 1-yard run (M. Leach kick) - 11 plays, 76 yards, TOP-4:21

UF: 4:09 - W. Green 1-yard run (M. Leach kick) - 9 plays, 28 yards, TOP-3:26

Individual Statistics

Rushing (Attempts-Yards-Touchdowns)

UF: E. Graham 13-182-2; W. Green 8-25-1; R. Carthon 7-19-1; I. Martin 3-17-0; C. Fason 4-10-1; R. Grossman 3-(-20)-0

UAB: K. Gibson 7-52-0; T. Cox 9-40-0; D. Hackney 8-25-0; T. Dudley 7-20-0; D. Burks 5-13-0; M. Pittman 1-0-0; Team 1-(-6)-0

Passing (Completions-Attempts-Yards-Touchdowns-Interceptions)

UF: R. Grossman 16-26-337-2-1; I. Martin 4-6-73-0-0

UAB: D. Hackney 9-23-84-0-0; Cox 2-7-6-0-0; Team 0-1-0-0-0

Receiving (Receptions-Yards-Touchdowns)

UF: T. Jacobs 8-206-2; O.J. Small 2-41-0; K. Kight 2-29-0; R. Carthon 2-22-0; B. Troupe 1-25-0; A. Walker 1-24-0; C. Perez 1-13-0; M. Jackson 1-8-0; A. Sharp 1-6-0; E. Graham 1-(-4)-0

UAB: T.J. Simmons 3-29-0; C. Cleveland 3-20-0; K. Borders 2-28-0; T. Dudley 1-5-0; K. Gibson 1-4-0; W. Quinnie 1-4-0

Leading Tacklers (Total Tackles-Sacks)

UF: T. Johnson (5-0); B. Hardmon (5-0); M. Nattiel (4-1)

UAB: C. Brown (9-0); G. Black (7-0); Z. Woodfin (6-0); J. Malone (6-0.5)



Miami 41, Florida 16
Sept. 7, 2002

Ben Hill Griffith Stadium at Florida Field
Attendance: 85,777

Miami signal-caller Ken Dorsey overcame three interceptions by throwing four touchdown passes, as the top-ranked Hurricanes defeated the sixth-ranked Florida Gators 41-16 before a record 85,777 fans at Ben Hill Griffin Stadium. Willie McGahee led a balanced and efficient attack for the Hurricanes with a career-high 204 yards on the ground on 24 carries. Miami put up 508 yards of offense, gaining 306 on the ground and 202 through the air.

In a game that wasn't as lopsided as the score would indicate, the defending national champions took advantage of every opportunity the Gators gave them to solidify their No. 1 ranking. The Hurricanes were able to turn two interceptions and one botched punt into 21 points, while the Gators forced three interceptions and blocked a punt, but were only able to turn it into nine points.

The Hurricanes went into the locker room with a 20-10 lead and added to that on the opening drive of the second quarter when Dorsey hit Jason Geathers with an 18-yard touchdown to give Miami a 17-point lead. The touchdown was set up by a 39-yard scamper by McGahee that set up the Canes in the red zone.

Just when it looked like the Gators were reeling, Bam Hardmon put them back into the game with a tremendous interception he took back 26 yards to cut the lead to 27-16.

Geathers added the final score of the game on a 19-yard pass from Dorsey in the fourth quarter. For the game, Dorsey finished 16-of-32 for 202 yards to go along with his four touchdown passes.

Scoring Summary & Statistics

Team	1st	2nd	3rd	4th	Final
Miami	3	17	14	7	41
Florida	0	10	6	0	16

1st Quarter

UM: 5:15 - T. Sievers 53-yard field goal - 8 plays, 44 yards, TOP- 2:53

2nd Quarter

UM: 14:05- T. Sievers 38-yard field goal - 11 plays, 62 yards, TOP 4:09

UF: 9:56- E. Graham 18-yard run (M. Leach kick) - 4 plays, 53 yards, TOP - 0:55

UF: 7:30 - M. Leach 34-yard field goal - 4 plays, -1 yards, TOP - 0:43

UM: 4:30- A. Johnson 7-yard pass from K. Dorsey (T. Sievers kick) - 9 plays, 80 yards, TOP- 3:00

UM: 2:22- E. Sands 10-yard pass from K. Dorsey (T. Sievers kick) - 2 plays, 9 yards, TOP - 0:44

3rd Quarter

UM: 13:16 - J. Geathers 18-yard pass from K. Dorsey (T. Sievers kick) - 5 plays, 79 yards, TOP - 1:44

UF: 10:28- B. Hardmon 26-yard interception return (M. Leach kick failed)

UM: 2:27 - M. Sikes 97-yard interception return (T. Sievers kick)

4th Quarter

UM: 12:35- J. Geathers 19-yard pass from K. Dorsey (T. Sievers kick) - 4 plays, 48 yards, TOP- 1:59

Individual Statistics

Rushing (Attempts-Yards-Touchdowns)

UF: E. Graham 20-89-1; R. Carthon 10-47-0; R. Grossman 3-19-0

UM: W. McGahee 24-204-0; J. Geathers 13-72-0; J. Payton 4-16-0

Passing (Completions-Attempts-Yards-Touchdowns-Interceptions)

UF: R. Grossman 19-45-191-0-2

UM: K. Dorsey 16-32-202-4-3

Receiving (Receptions-Yards-Touchdowns)

UF: T. Jacobs 5-56-0; C. Perez 4-23-0; A. Walker 3-65-0; B. Troupe 2-31-0; E. Graham 2-12-0

UM: A. Johnson 4-56-1; K. Winslow 4-42-0; J. Geathers 2-37-2; E. Sands 2-33-1; Q. Hill 2-6-0

Leading Tacklers (Total Tackles-Sacks)

UF: B. Hardmon 10-1; T. Johnson 8-0; R. Cromartie 8-0

UM: D.J. Williams 9-0; S. Taylor 9-0; J. Green 7-0



game three

florida vs. ohio

Florida 34, Ohio 6

Sept. 14, 2002

Ben Hill Griffith Stadium at Florida Field

Attendance: 84,002

Earnest Graham led a balanced attack with a pair of touchdown runs to pace the 12th-ranked Florida Gators to a 34-6 victory over Ohio under less than ideal conditions Saturday evening.

The Gators overcame early miscues and a 46-minute delay in the game due to lightning to rush for 163 yards on the evening, while Rex Grossman provided 202 through the air as they improved to 2-1 heading into next week's showdown with Tennessee.

The game started out slowly for the Gators, as Grossman was intercepted on his first attempt on the game, setting up a 48-yard field goal by Kevin Kerr to give the Bobcats a 3-0 lead.

Only 14 minutes after kickoff, however, a heavy storm moved through the area, bringing dangerous lightning, prompting the 46-minute delay. While the lightning eventually moved on, the rain did not, as the teams battled through torrential downpours most the evening.

The Gators finally took their first lead of the game with just under a minute remaining in the opening quarter when Graham carried the ball in from 2-yards out for a 7-3 advantage.

A 20-yard field goal by Kerr capped a 20-play drive for the Bobcats, before the Gators responded with an 18-yard touchdown pass from Grossman to Aaron Walker to give them a 14-6 lead at the half.

As the second half began, the Gators started to take over the line of scrimmage and grabbed a 21-6 lead when Ran Carthon capped a 13-play drive with a 5-yard touchdown run. On the drive, Carthon carried the ball five times for 27 yards and his second touchdown of the season.

As the fourth quarter got underway, the Gators gave Ohio a slightly different look, as Grossman sprinted right and pitched to Graham on the option and the Doak Walker candidate took the ball 40 yards for his second score of the game. On the evening, Graham had 60 yards on 12 carries.

Scoring Summary & Statistics

Team	1st	2nd	3rd	4th	Final
Ohio	3	3	0	0	6
Florida	7	7	7	13	34

1st Quarter

OU: 11:46 - K. Kerr 48-yard field goal- 4 plays, 2 yards, TOP 1:56
UF: 0:53 - E. Graham 2-yard run (M. Leach kick) - 9 plays, 68 yards, TOP 3:33

2nd Quarter

OU: 6:06 - K. Kerr 20-yard field goal - 20 plays, 63 yards, TOP 9:47
UF: 0:51 - A. Walker 18-yard pass from R. Grossman (M. Leach kick) - 5 plays, 45 yards, TOP - 1:03

3rd Quarter

UF: 3:07 - R. Carthon 5-yard run (M. Leach kick) - 13 plays, 53 yards, TOP- 3:38

4th Quarter

UF: 13:34 - E. Graham 40-yard run (M. Leach kick) - 6 plays, 69 yards, TOP- 2:05
UF: 7:21 - W. Green 1-yard run (B. Talcott rush failed) - 10 plays, 57 yards, TOP - 3:54

Individual Statistics

Rushing (Attempts-Yards-Touchdowns)

Florida: E. Graham 12-60-2; R. Carthon 7-50-1; W. Green 8-37-1
OU: D. Jackson 29-118-0; T. Rozzoni 12-34-0; J. Sherrill 7-20-0

Passing (Completions-Attempts-Yards-Touchdowns-Interceptions)

Florida: R. Grossman 18-31-202-1-1
OU: D. Jackson 2-4-12-0-0

Receiving (Receptions-Yards-Touchdowns)

Florida: M. Jackson 3-49-0; A. Walker 3-30-1; V. Brown 3-13-0; C. Perez 2-45-0; T. Jacobs 2-23-0
OU: C. Brinker 2-12

Leading Tacklers (Total Tackles-Sacks)

Florida: B. Hardmon 11-0; I. Scott 8-0; M. Nattiel 6-0; T. Johnson 6-0
OU: C. Cos 8-0; D. Chukwuemeka 7-0; J. Sellers 7-0



game four

florida vs. tennessee

Florida 30 Tennessee 13

September 21, 2002

Neyland Stadium

Attendance: 108,722

Rex Grossman fired two touchdown passes to Taylor Jacobs and one to Carlos Perez, while Earnest Graham added a 1-yard touchdown run to give the 10th-ranked Florida Gators a 30-13 win over No. 4 Tennessee in Knoxville.

After a scoreless first quarter, the Gators dominated the second quarter, scoring 24 points on three touchdowns and a Matt Leach field goal. The momentum changed when Grossman avoided the pressure and rolled out to the right, spotting a wide-open Jacobs for a 52-yard gain to the Tennessee 1-yard line. Graham punched the ball in on fourth down.

After senior Marcus Oquendo-Johnson recovered a fumble by Vols quarterback Casey Clausen, Grossman threw a picture-perfect pass to Perez for a 28-yard touchdown to give the Gators a 14-0 lead.

Just before the end of the half, Grossman fired his second touchdown pass of the first half, capping a 57-yard, 6-play drive with a 7-yard strike to Jacobs to put the Gators up 21-0.

In an unusual play prior to the end of the half, Clint Mitchell stripped the ball from Tennessee running back Troy Flemming, returning it to the Volunteer 24-yard line with :02 remaining on the clock. Leach then calmly drilled a 41-yarder through the heavy rains as time expired to provide the final scoring of the half.

Tennessee scored all of their 13 points during the third quarter on a touchdown reception by Derrick Tinsley and a 1-yard run by Jabari Davis to cut the lead to 24-13. The Vols would never get any closer.

With 10:49 left in the game, Grossman threw a 21-yard touchdown pass to Jacobs to seal the win for the Gators.

Scoring Summary & Statistics

Team	1st	2nd	3rd	4th	Final
Florida	0	24	0	6	30
Tennessee	0	0	13	0	13

1st Quarter

None

2nd Quarter

UF: 4:55 - E. Graham 1-yard run (M. Leach kick) - 9 plays, 84 yards, TOP- 3:20
UF: 3:40 - C. Perez 28-yard pass from R. Grossman (M. Leach kick) - 3 plays 24 yards, TOP - 1:12

UF: 0:35 - T. Jacobs 7-yard pass from R. Grossman (M. Leach kick) - 6 plays, 62 yards, TOP - 0:52

UF: 0:00 - M. Leach 41-yard field goal - 1 play, 0 yards, TOP 0:02

3rd Quarter

UT: 9:51 - D. Tinsley 15-yard pass from C. Clausen (A. Walls kick) - 7 plays, 59 yards, TOP - 2:28

UT: 0:28 - J. Davis 1-yard run (A. Walls kick failed) - 14 plays, 64 yards, TOP - 6:27

4th Quarter

UF: 10:49 - T. Jacobs 21-yard pass from R. Grossman (M. Leach kick) - 11 plays, 80 yards, TOP - 4:32

Individual Statistics

Rushing (Attempts-Yards-Touchdowns)

Florida: R. Carthon 9-51-0; E. Graham 15-42-1
UT: T. Fleming 9-42-0; J. Davis 8-32-1

Passing (Completions-Attempts-Yards-Touchdowns-Interceptions)

Florida: R. Grossman 20-34-324-3-2
UT: C. Clausen 30-44-285-1-0

Receiving (Receptions-Yards-Touchdowns)

Florida: T. Jacobs 9-141-2; C. Perez 3-55-1; E. Graham 3-34-0
UT: T. Fleming 8-33; K. Washington 7-102; J. Witten 6-61

Leading Tacklers (Total Tackles-Sacks)

Florida: G. Scott 10-0; B. Hardmon 7-0; T. Johnson 7-0
UT: J. Battle 9-0; E. Moore 8-0.5; W. Miles 6-0



Florida 41 Kentucky 34
September 28, 2002,
Ben Hill Griffin Stadium at Florida Field
Attendance: 85,333

In a see-saw affair that wasn't decided until the final play, the seventh-ranked Florida Gators held off a furious charge from the previously unbeaten Kentucky Wildcats, taking a 41-34 decision at "the Swamp."

The Gators (4-1, 2-0 SEC) led 19-0 at the half, then gave up four touchdowns in an eight minute span in the third quarter to fall behind 28-25, before taking the lead for good on a Rex Grossman to Taylor Jacobs touchdown pass with less than a minute remaining in the quarter.

Grossman threw for 375 yards and two touchdown passes with nearly half of it going to Jacobs who had a career-high 12 catches for 183 yards and was on the receiving end of both scoring passes. Earnest Graham led the running attack with 102 yards on the ground and a 1-yard touchdown, while Ran Carthon looked impressive and rushed for two scores.

With the Gators seemingly in command of the game with a 25-7 lead in the third quarter, the Wildcats reeled off 21 unanswered points to take the lead when Jared Lorenzen hit Aaron Boone with a 39-yard strike on the to give the Wildcats a short-lived lead, 28-25.

Grossman led the Gators back on the next drive with a 35-yard pass to Jacobs to put the Gators up 32-28 and Keiwan Ratliff extended the Gators' lead in when he returned a Lorenzen pass for a 62 yard touchdown.

After return a kickoff for a touchdown earlier in the game, Derek Abney returned a punt 49 yards to pull the Wildcats within five. Ratliff returned the two-point conversion attempt and the Gators held on 41-34.

Scoring Summary & Statistics

Team	1st	2nd	3rd	4th	Final
Kentucky	0	0	28	6	34
Florida	6	13	13	9	41

1st Quarter

UF: 2:08 - E. Graham 1-yard run (M. Leach kick blocked) - 1 play, 1 yard, TOP- 0:05

2nd Quarter

UF: 11:55- R. Carthon 19-yard run (R. Grossman pass failed) - 7 plays, 73 yards, TOP - 2:50

UF: 2:54 - R. Carthon 6-yard run (M. Leach kick) - 9 plays, 72 yards, TOP - 2:59

3rd Quarter

UK: 11:05 - D. Abney 14-yard pass from J. Lorenzen (T. Begley kick) - 3 plays, 32 yards, TOP - 0:41

UF: 7:21 - T. Jacobs 4-yard pass from R. Grossman (M. Leach kick blocked) - 9 plays, 80 yards, TOP - 3:44

UK: 6:59 - D. Abney 100-yard kickoff return (T. Begley kick)

UK: 3:21 - A. Pinner 1-yard run (T. Begley kick) - 4 plays, 11 yards, TOP 1:13

UK: 3:03 - A. Boone 39-yard pass from J. Lorenzen (T. Begley kick) - 1 play, 39 yards, TOP - 0:07

UF: 0:18 - T. Jacobs 35-yard pass from R. Grossman (M. Leach kick) - 7 plays, 78 yards, TOP 2:45

4th Quarter

UF: 9:25 - K. Ratliff 62-yard interception return (M. Leach kick)

UK: 5:24 - D. Abney 49-yard punt return (J. Lorenzen pass intercepted)

UF: 5:24 - K. Ratliff PAT return

Individual Statistics

Rushing (Attempts-Yards-Touchdowns)

UF: E. Graham 32-102-1; R. Carthon 6-49-2

UK: A. Pinner 20-90-1

Passing (Completions-Attempts-Yards-Touchdowns-Interceptions)

UF: R. Grossman 28-43-375-2-0

UK: J. Lorenzen 20-32-180-2-1

Receiving (Receptions-Yards-Touchdowns)

UF: T. Jacobs 12-183-2; C. Perez 7-89-0

UK: A. Pinner 4-21-0; D. Abney 3-19-1; A. Boone 2-40-1

Leading Tacklers (Total Tackles-Sacks)

UF: G. Scott 8-0; M. Nattiel 8-2; R. Cromartie 7-0; C. Mitchell 7-0

UK: D. Tatum 11-0; D. Johnson 7-0; Q. Cumby 6-0



Ole Miss 17 Florida 14
October 5, 2002
Vaught-Hemmingway Stadium
Attendance: 61,140

The Ole Miss football team capitalized on Florida's turnovers to defeat the No. 6 Gators 17-14 in Oxford, Miss. Rebels safety Matt Grier had two interceptions, including a return for a touchdown in the third quarter for the go-ahead score.

Rex Grossman was 19-of-44, throwing for 205 yards, two touchdowns, but had four interceptions.

Carlos Perez led the Gator offense with five receptions for 88 yards and two touchdowns.

The Gators got into the endzone first after a 16 yard touchdown pass from Grossman to Carlos Perez. Matt Leach kicked the extra point to make the score 7-0.

The Florida defense had their first goal-line stand of the season during the second quarter. In the next drive the Rebels defense pressured Grossman into an intentional grounding call in the endzone for a safety to give Ole Miss its first two points.

The Florida offense then marched 98-yards down the field as Grossman connected with Perez for the second time for an 18 yard touchdown and the Gators took a 14-2 lead into the locker room.

The Rebels defense held the Gators scoreless in the second half. On the first possession Grier intercepted Grossman, setting up a four-yard touchdown run by Ole Miss running back Vashon Pearson. Manning completed a two-point conversion pass to Jason Armstead to make the score 14-10, 2:19 into the second half.

Ole Miss went ahead of the Gators with 7:34 left in the third quarter, as Grier intercepted a pass from Grossman for the second time and ran 24 yards into the endzone to put the Rebels up 17-14

Scoring Summary & Statistics

Team	1st	2nd	3rd	4th	Final
Florida	7	7	0	0	14
Ole Miss	0	2	15	0	17

1st Quarter

UF: 0:19 - C. Perez 16-yard pass from R. Grossman (M. Leach kick) - 6 plays, 38 yards, TOP - 1:45

2nd Quarter

UM: 6:24 - J. Cooper safety

UF: 0:13 - C. Perez 18-yard pass from R. Grossman (M. Leach kick) - 11 plays, 98 yards, TOP - 2:26

3rd Quarter

UM: 12:41 - V. Pearson 4-yard run (J. Armstead pass from E. Manning) - 3 plays, 18 yards, TOP - 1:02

UM: 7:34 - M. Grier 24-yard interception return (J. Nichols kick)

4th Quarter

None

Individual Statistics

Rushing (Attempts-Yards-Touchdowns)

UF: E. Graham 16-52-0; R. Carthon 9-45-0

Ole Miss: V. Pearson 19-47-1; R. McClendon 5-22-0

Passing (Completions-Attempts-Yards-Touchdowns-Interceptions)

UF: R. Grossman 19-44-205-2-4

Ole Miss: E. Manning 18-33-154-0-0

Receiving (Receptions-Yards-Touchdowns)

UF: C. Perez 5-88-0; T. Jacobs 5-80-0

Ole Miss: B. Flowers 3-32-0; T. Fryfogle 3-32-0

Leading Tacklers (Total Tackles-Sacks)

UF: K. Ratliff 7-1; T. Johnson 7-0; G. Scott 7-0

Ole Miss: E. Oliver 13-0; M. Grier 7-0; E. Strong 6-1



game seven

florida vs. lsu

LSU 36 Florida 7

October 12, 2002

Ben Hill Griffin Stadium at Florida Field

Attendance: 85,252

LSU Quarterback Matt Mauck passed for two touchdowns and led a balanced offensive attack, as the Tigers shocked the Florida Gators, 36-7 before 85,252 fans at Ben Hill Griffin Stadium.

The Tigers jumped out to a 13-0 lead in the first quarter with the first 10 points set up by a pair of interceptions by receiver turned cornerback Corey Webster.

With the Gators on the move in the first quarter, Webster came up with the first of his three interceptions on the evening, setting up a 37-yard John Corbello field goal to put the Tigers up 3-0. On the ensuing drive, Webster took advantage of a miscommunication between Gator quarterback Rex Grossman and receiver Taylor Jacobs and picked off his second pass of the game, this time taking it back 45 yards for the touchdown and a 10-0 lead.

A 45-yard field goal by Corbello upped the Tiger lead before Grossman hit Jacobs with an 18-yard scoring strike to cut the lead to 13-7 at the half.

With the game within striking distance, the Gators received the opening kick for the second half. Unable to solve LSU's defense, the Gators' third quarter struggles continued.

LSU came up with a pair of touchdown passes from Mauck to Devery Henderson to assume a 26-7 lead heading into the fourth quarter. For the game, Mauck was an efficient 13-of-20 passing for 153 yards, while also rushing for 67 yards.

The back-breaker came on the first play of the fourth quarter when the Tigers faked a 52-yard field goal and holder Blain Bech ran for a 35-yard touchdown. Corbello added a 20-yard field goal to close out the scoring.

Offensively, the Gators struggled, as Grossman threw four interceptions for the second straight week, completing 18-of-43 passes for 163 yards, while the Gators managed only 74 on the ground and 237 total yards.

Scoring Summary & Statistics

Team	1st	2nd	3rd	4th	Final
LSU	13	0	13	10	36
Florida	0	7	0	0	7

1st Quarter

LSU: 4:54 - J. Corbello 37-yard field goal - 7 plays, 31 yards, TOP- 2:43

LSU: 3:38- C. Webster 45-yard interception return (J. Corbello kick)

LSU: 0:00- J. Corbello 45-yard field goal - 6 plays, 26 yards, TOP- 2:22

2nd Quarter

UF: 8:35- T. Jacobs 16-yard pass from R. Grossman (M. Leach kick) - 7 plays, 53 yards, TOP - 2:25

3rd Quarter

LSU: 6:09 - D. Henderson 13-yard pass from M. Mauck (J. Corbello kick) - 12 plays, 80 yards, TOP- 6:12

LSU: 4:10 - D. Henderson 25-yard pass from M. Mauck (M. Mauck pass failed) - 1 play, 25 yards, TOP - 0:07

4th Quarter

LSU: 14:52 - B. Bech 35-yard run (J. Corbello kick) - 7 plays, 44 yards, TOP - 3:08

LSU: 12:29 - J. Corbello 20-yard field goal - 4 plays, 6 yards, TOP- 1:28

Individual Statistics

Rushing (Attempts-Yards-Touchdowns)

UF: E. Graham 14-38-0; T. Jacobs 1-23-0; R. Carthon 5-12-0

LSU: D. Davis 14-84-0; M. Mauck 15-67-0

Passing (Completions-Attempts-Yards-Touchdowns-Interceptions)

UF: R. Grossman 18-43-163-1-4

LSU: M. Mauck 13-20-153-2-0

Receiving (Receptions-Yards-Touchdowns)

UF: C. Perez 6-52-0; T. Jacobs 5-66-1

LSU: D. Henderson 4-49-2; M. Clayton 3-83-0

Leading Tacklers (Total Tackles-Sacks)

UF: B. Hardmon 6-0; M. Nattiel 6-0; R. Cromartie 5-0

LSU: B. James 10-0; N. LeJeune 7-0; R. Gay 6-0



game eight

florida vs. auburn

Florida 30 Auburn 23

October 19, 2002

Ben Hill Griffin Stadium at Florida Field

Attendance: 85,135

Rex Grossman fired two touchdown passes, including a 25-yarder to Taylor Jacobs in overtime, as the 24th-ranked Florida football team won a 30-23 thriller over Auburn at Ben Hill Griffin Stadium Saturday night.

Auburn rallied from a 23-7 fourth quarter deficit with a pair of touchdowns coupled with a pair of two-point conversions to tie the game with just over five minutes remaining. With the Gators reeling, Auburn kicker Damon Duval lined up for a 23-yard field goal with :30 remaining in regulation, but Bobby McCray blocked Duval's bid to send the Gators to defeat for the second consecutive year and Florida responded.

The Tigers won the toss in overtime and opted to give the Gators the first crack. On third-and-10 from the 25-yard line, Grossman hit Jacobs over the middle of the end zone for a 30-23 lead. The game was sealed when Auburn quarterback Jason Cambell fumbled on fourth down, well short of the first down marker, and Ian Scott fell on the ball to end the game.

The touchdown pass to Jacobs capped an incredibly efficient outing for Grossman, as the junior finished 27-of-35 passing for 242 yards with two touchdowns and no interceptions.

Aaron Walker was on the receiving end of a 13-yard touchdown pass from Grossman that capped off a 14-play, 80-yard drive on the opening possession of the game to give the Gators a 7-0 lead in a drive that took up nearly half of the first quarter.

Early in the second quarter Earnest Graham capped off an eight-play, 68 yard drive with a 1-yard touchdown run to give the Gators a 14-0 lead as they were seemingly in command of the game.

Scoring Summary & Statistics

Team	1st	2nd	3rd	4th	OT	Final
Auburn	0	7	0	16	0	23
Florida	7	10	6	0	7	30

1st Quarter

UF: 7:44 - A. Walker 13-yard pass from R. Grossman (B. Talcott kick) - 14 plays, 80 yards, TOP - 7:16

2nd Quarter

UF: 12:55 - E. Graham 1-yard run (B. Talcott kick) - 8 plays, 68 yards, TOP 3:50

AU: 9:32 - R. Brown 26-yard run (D. Duval kick) - 8 plays, 78 yards, TOP - 3:23

UF: 0:19 M. Leach 48-yard field goal - 4 plays, -23 yards, TOP - 1:38

3rd Quarter

UF: 5:35 - M. Leach 38-yard field goal - 13 plays, 70 yards, TOP - 6:27

UF: 0:33 - M. Leach 20-yard field goal - 8 plays, 33 yards, TOP - 3:46

4th Quarter

AU: 13:38 - R. Brown 1-yard run (J. Campbell rush) - 5 plays, 50 yards, TOP - 1:55

AU: 5:05 - R. Brown 54-yard pass from J. Campbell (J. Campbell rush) - 1 play, 54 yards, TOP - 0:15

Overtime

UF: 15:00 - T. Jacobs 25-yard pass from R. Grossman (B. Talcott kick) - 8 plays, 0 yards, TOP - 0:20

Individual Statistics

Rushing (Attempts-Yards-Touchdowns)

UF: E. Graham 20-72-1; R. Carthon 12-72-0

AU: R. Brown 22-163-2; J. Campbell 3-13-0

Passing (Completions-Attempts-Yards-Touchdowns-Interceptions)

UF: R. Grossman 27-35-242-2-0; I. Martin 3-4-23-0-0

AU: J. Campbell 5-7-95-1-0; D. Cobb 4-12-91-0-0

Receiving (Receptions-Yards-Touchdowns)

UF: T. Jacobs 11-110-1; C. Perez 7-55-0; K. Kight 4-40-0

AU: R. Johnson 3-40-0; D. Aromashodu 2-25-0; R. Brown 1-54-1

Leading Tacklers (Total Tackles-Sacks)

UF: G. Scott 11-0; R. Cromartie 5-0; I. Scott 5-0

AU: K. Dansby 12-0; D. Thomas 9-1; T. Robinson 7-0



Florida 20 Georgia 13
November 2, 2002
AllTel Stadium
Attendance: 84,433

Rex Grossman passed for 339 yards and two touchdowns, as the 22nd-ranked Florida Gators dropped No. 5 Georgia from the ranks of the unbeaten, taking a 20-13 decision at AllTel Stadium in Jacksonville on Saturday night.

Trailing 13-12 early in the fourth quarter, Grossman capped a 10-play 89-yard drive when he hit Ben Troupe with a 10-yard touchdown pass to put the Gators up 18-13. Grossman ran the two-point conversion in to give the Gators a seven-point lead they would never surrender.

Marcus Oquendo-Johnson sacked Georgia quarterback David Greene on the final play of regulation to preserve victory as the Gators improved to 6-3 on the year, keeping themselves alive in the race for the SEC East title with a 4-2 mark. The loss dropped Georgia to 8-1 overall and 5-1 in SEC play.

J.T. Wall got the Bulldogs on the board first in the opening quarter, catching a 10-yard pass from Greene for a 7-0 lead.

The Gators pulled within a point early in the second quarter when Grossman hit Aaron Walker for a 5-yard touchdown pass. The kick failed and the Gators trailed 7-6.

Guss Scott put the Gators on top when he intercepted a D.J. Shockley pass and returned it 47 yards for a touchdown. The Gators went for two and failed, and led 12-7. A pair of field goals late in the second quarter gave the Bulldogs a 13-12 lead heading into the locker room.

The Bulldogs missed two third quarter field goals, however, setting the stage for the Gators' comeback.

Scoring Summary & Statistics

Team	1st	2nd	3rd	4th	Final
Florida	0	12	0	8	20
Georgia	7	6	0	0	13

1st Quarter

UG 6:59 - J.T. Wall 10-yard pass from D. Greene (B. Bennett kick) - 3 plays, 48 yards, TOP - 0:49

2nd Quarter

UF: 9:39 - A. Walker 5-yard pass from R. Grossman (B. Talcott kick failed) - 13 plays, 58 yards, TOP - 5:21

UF: 3:56 - G. Scott 47-yard interception return (R. Grossman pass failed)

UG: 1:20 - B. Bennett 47-yard field goal - 8 plays, 48 yards, TOP - 2:36

UG: 0:03 - B. Bennett 25-yard field goal - 4 plays, -2 yards, TOP - 1:08

3rd Quarter

No Scoring

4th Quarter

UF: 11:32 - B. Troupe 10-yard pass from R. Grossman (R. Grossman rush) - 10 plays, 89 yards, TOP - 3:49

Individual Statistics

Rushing (Attempts-Yards-Touchdowns)

UF: E. Graham 18-40-0; R. Carthon 9-23-0

UG: M. Smith 22-100-0; T. Milton 5-40-0

Passing (Completions-Attempts-Yards-Touchdowns-Interceptions)

UF: R. Grossman 36-46-339-2-2

UG: D. Greene 11-29-141-1-0; D.J. Shockley 3-6-27-0-1

Receiving (Receptions-Yards-Touchdowns)

UF: C. Perez 12-76-0; K. Kight 9-115-0; A. Walker 4-64-1; B. Troupe 4-47-1

UG: B. Watson 4-21-0; T. Edwards 3-63-0

Leading Tacklers (Total Tackles-Sacks)

UF: B. Hardmon 12-0; C. Mitchell 6-0; G. Scott 5-0

UG: T. Gilbert 12-0; K. Curry 10-0; D. Pollack 9-1



Florida 21 Vanderbilt 17
November 9, 2002
Vanderbilt Stadium
Attendance: 28,881

Florida made a pivotal fourth down stand with just over 90 seconds to play in the game, as the Gators ran their win streak to three straight games with a hard fought 21-17 win over Vanderbilt, at Vanderbilt Stadium in Nashville, Tenn.

The defense got things going early on as sophomore safety Cory Bailey was responsible for the Gators' first score, as he made his first career interception and returned it 24 yards to the Commodores' one-yard line with 12:10 left in the first quarter. Running back Earnest Graham put Florida on the board first on the very next play with a 1-yard touchdown run to give the Gators a 7-0 lead.

Graham topped the 100-yard mark for the third time this season with 125 yards on 24 carries. He also moved into a tie for third-place with Fred Taylor in UF history with 31 rushing touchdowns.

Vanderbilt responded with a Greg Johnson 40-yard field goal on Vanderbilt's next possession to cut Florida's lead to 7-3.

Florida responded on their next possession and added to their lead with a Ran Carthon 1-yard plunge over the right side of his offensive line to give the Gators a 14-3 lead. Carthon was the other half of Florida's one-two rushing punch, as he picked up 83 yards on 14 carries — both season-highs.

Vanderbilt would make it 14-10 midway through the second quarter with a Matthew Tant one-yard touchdown run. But Florida responded with a Rex Grossman 1-yard touchdown run of his own to make it 21-10 at the half. Vandy made it 21-17 with the only score of the second half with a third quarter, Cutler one-yard run.

Scoring Summary & Statistics

Team	1st	2nd	3rd	4th	Final
Florida	7	14	0	0	21
Vanderbilt	3	7	7	0	17

1st Quarter

UF: 12:07-E. Graham 1-yard run (M. Leach kick) - 1 play, 1 yard, TOP- 0:06

VU: 10:17- G. Johnson 40-yard field goal- 6 plays, 34 yards, TOP- 1:50

2nd Quarter

UF: 13:45 - R. Carthon 1-yard run (M. Leach kick) - 13 plays, 64 yards, TOP- 4:59

VU: 9:42 - M. Tant 1-yard run (G. Johnson kick) - 3 plays, 10 yards, TOP - 0:58

UF: 5:30 - R. Grossman 1-yard run (M. Leach kick) - 11 plays, 80 yards, TOP - 4:12

3rd Quarter

VU: 7:30 - J. Cutler 1-yard run (G. Johnson kick) - 15 plays, 80 yards, TOP - 7:30

4th Quarter

No Scoring

Individual Statistics

Rushing (Attempts-Yards-Touchdowns)

UF: E. Graham 24-125-1; R. Carthon 14-83-1; R. Grossman 4-19-1

VU: J. Cutler 16-81-1; K. Doster 17-72-0; M. Dant 8-20-1

Passing (Completions-Attempts-Yards-Touchdowns-Interceptions)

UF: R. Grossman 17-32-170-0-0

VU: J. Cutler 10-26-94-0-2

Receiving (Receptions-Yards-Touchdowns)

UF: C. Perez 5-36-0; K. Kight 2-29-0; R. Carthon 2-24-0; K. Ratliff 2-18-0; A. Walker 2-17-0

VU: D. Stricker 5-46-0; M. Tant 2-20-0; K. Doster 2-18-0

Leading Tacklers (Total Tackles-Sacks)

UF: C. Mitchell 7-0; G. Scott 6-0; T. LaFavor 6-0; K. Ratliff 6-0

VU: J. Giboney 17-0; H. Hillenmeyer 13-1; J. Shaub 7-0

game eleven **florida vs. s. carolina**

Florida 28 South Carolina 7
November 16, 2002
Ben Hill Griffin Stadium
Attendance: 85,222

Rex Grossman fired four touchdown passes to lead a balanced attack, as the 14th-ranked Florida football team won its fourth straight game, defeating South Carolina, 28-7.

The Gators held up their end of the bargain, defeating South Carolina handily, however, a Georgia victory at Auburn clinched the SEC East for the Bulldogs, as they finished the SEC season with a 7-1 record. The Gators improved to 8-3 overall and finished the SEC season with a 6-2 record and second in the East, despite going a perfect 5-0 against divisional opponents.

After a scoreless first quarter, the Gators opened the scoring midway through the second quarter when Grossman hit Carlos Perez on a 3-yard touchdown pass for a 7-0 lead.

With less than a minute remaining in the half, Grossman hit Darrell Carpenter on a 15-yard pass touchdown pass over the middle to push the lead to 14-0 as the teams headed to the locker room.

The Gators received the opening kick in the second half and made a quick push to put the game out of reach, moving 78 yards in 11 plays, capped off by a 12-yard pass from Grossman to O.J. Small for a 21-0 lead.

South Carolina responded with a long drive of their own, as the Gamecocks drove 77 yards on 13 plays, occupying more than six minutes. The drive culminated with Daccus Turman punched the ball in from a yard out.

For the game, the Gator defense was stingy and bent, but did not brake. They surrendered less than 300 yards of total offense for the fifth time in their last seven SEC games and never let the Gamecocks back in the contest.

Kelvin Kight closed out the scoring when he made an acrobatic 27-yard catch in the corner of the end zone, making certain to get a foot in, and Grossman had his fourth touchdown pass of the evening, all to different receivers.

Scoring Summary & Statistics

Team	1st	2nd	3rd	4th	Final
Florida	0	14	7	7	28
S. Carolina	0	0	7	0	7

1st Quarter

None

2nd Quarter

UF: 7:42 - C. Perez 3-yard pass from R. Grossman (M. Leach kick) - 13 plays, 69 yards, TOP - 5:30
UF: 0:44 - D. Carpenter 15-yard pass from R. Grossman (M. Leach kick) - 12 plays, 81 yards, TOP - 4:47

3rd Quarter

UF: 9:43 - O.J. Small 12-yard pass from R. Grossman (M. Leach kick) - 11 plays, 78 yards, TOP - 5:17
USC: 3:27 - D. Turman 1-yard run (J. Brown kick) - 13 plays, 77 yards, TOP - 6:16

4th Quarter

UF: 9:08 - K. Kight 27-yard pass from R. Grossman (M. Leach kick) - 6 plays, 60 yards, TOP - 2:19

Individual Statistics

Rushing (Attempts-Yards-Touchdowns)

UF: E. Graham 17-81-0; R. Carthon 7-44-0
USC: D. Pinkens 13-84-0; D. Turman 9-35-1; A. Pinnock 12-32-0

Passing (Completions-Attempts-Yards-Touchdowns-Interceptions)

UF: R. Grossman 24-36-228-4-0; K. Ratliff 1-1-21-0-0
USC: D. Pinkens 8-17-74-0-0

Receiving (Receptions-Yards-Touchdowns)

UF: C. Perez 6-59-1; O.J. Small 5-55-1; A. Walker 3-41-0; K. Kight 3-35-1; D. Carpenter 2-21-1
USC: K. Irons 3-33-0; M. Goodman 2-17-0

Leading Tacklers (Total Tackles-Sacks)

UF: M. Nattiel 12-0; B. Hardmon 9-0; G. Scott 7-0
USC: L. Laury 8-0; R. Faison 7-0; C. Jenkins 6-0

game twelve **florida vs. florida st.**

Florida State 31 Florida 14
November 30, 2002
Doak Campbell Stadium
Attendance: 83,938

Florida State quarterback Chris Rix threw two touchdown passes to Anquan Boldin and ran for 83 yards as the Seminoles won for the eighth straight time in Tallahassee with a 31-14 victory over the Gators.

Florida State outrushed the Gators with 225 yards on the ground. FSU freshman tailback Leon Washington ran for a game-best 134 yards. The Seminole defense held Florida to just 83 rushing yards, with Earnest Graham leading the Gators with 82 yards on 17 carries.

Rex Grossman had his 16th 300-yard passing game of his career. This set a new school-record previously held by Shane Matthews, who had 15 300-yard games.

Florida put the points on the board first with a 27-yard field goal by Matt Leach with 10:35 remaining in the first quarter. Florida State responded with its own field goal when Xavier Beitia nailed a 36-yarder.

The Seminoles scored the first touchdown of the game with a seven-yard run by Washington, giving the Noles a 10-3 lead. The Gators were forced to kick a 37-yard field goal with 10:56 remaining in the second quarter. Leach nailed the kick, and the Gators were down by four. FSU responded with a 22-yard touchdown pass from Rix to Boldin and the Noles headed into halftime with a 17-6 lead.

In the third quarter, Florida's drive ended prematurely when Grossman flipped a pass to tight end Aaron Walker. Walker tipped it into the hands of Kendryll Pope, whose 13-yard interception return gave the Seminoles a 24-6 lead. The interception broke Grossman's streak of 118 consecutive passes without an interception, only three shy of the school record held by Danny Wuerffel.

With less than two minutes remaining in the third quarter, Grossman led the Gators on an 84-yard touchdown drive to cut the deficit to 10. Grossman threw a nine-yard touchdown pass to O.J. Small and Taylor Jacobs caught a Grossman pass for the two-point conversion.

Florida State sealed the win with another touchdown pass in the beginning of the fourth quarter. Rix connected with Boldin for a 19-yard touchdown pass and Beitia made the extra point for the final 31-14 margin.

Scoring Summary & Statistics

Team	1st	2nd	3rd	4th	Final
Florida	3	3	8	0	14
Florida State	3	14	7	7	31

1st Quarter

UF: 10:35 - M. Leach 27-yard field goal - 12 plays, 71 yards, TOP - 4:25
FSU: 6:35 - X. Beitia 36-yard field goal - 11 plays, 66 yards, TOP - 3:50

2nd Quarter

FSU: 14:54 - L. Washington 7-yard run (Beitia kick), 7 plays, 59 yards, TOP - 2:20
UF: 10:56 - M. Leach 37-yard field goal - 10 plays, 75 yards, TOP - 3:48
FSU: 5:37 - A. Boldin 22-yard pass from C. Rix (Beitia kick), 10 plays, 65 yards, TOP - 5:07

3rd Quarter

FSU: 10:00 - K. Pope 13-yard interception return (Beitia kick)
UF: 1:07 - O.J. Small 9-yard pass from R. Grossman (Taylor Jacobs pass), 8 plays, 84 yards, TOP - 2:11

4th Quarter

FSU: 13:09 - A. Boldin 19-yard pass from C. Rix (Beitia kick), 7 plays, 80 yards, TOP - 2:50

Individual Statistics

Rushing (Attempts-Yards-Touchdowns)

UF: E. Graham 17-82-0; R. Carthon 4-12-0
FSU: L. Washington 26-134-0; C. Rix 14-83-0

Passing (Completions-Attempts-Yards-Touchdowns-Interceptions)

UF: R. Grossman 24-47-303-1-1
FSU: C. Rix 13-29-194-2-0

Receiving (Receptions-Yards-Touchdowns)

UF: T. Jacobs 7-95-0; K. Kight 6-132-0; O.J. Small 4-42-1; A. Walker 3-34-0
FSU: A. Boldin 8-101-2; T. Gardner 3-62-0

Leading Tacklers (Total Tackles-Sacks)

UF: B. Hardmon 16-0; M. Nattiel 13-0; T. Johnson 12-0
FSU: K. Pope 8-0; M. Boulware 7-0; S. Samuels 7-0