

2010 FLORIDA FOOTBALL

SEC Champions: 1991 ♦ 1993 ♦ 1994 ♦ 1995 ♦ 1996 ♦ 2000 ♦ 2006 ♦ 2008

National Champions: 1996 ♦ 2006 ♦ 2008

FLORIDA WRAPS UP SEASON WITH OUTBACK BOWL WIN

Release Date: Wednesday, January 12, 2011

FLORIDA 2010 HIGHLIGHTS

-With its appearance in the 2011 Outback Bowl, Florida extended its streak to 20-straight bowl appearances. It is the longest active streak in the SEC and second-longest in the nation.

-Florida's appearance in the 2011 Outback Bowl marked UF's 17th January bowl since 1993, the most in the nation during that time.

-Senior Ahmad Black's 80-yard interception return touchdown in the final minutes of the Outback Bowl helped UF finish 5-1 in bowl games under head coach Urban Meyer. It also marked Black's 13th career interception, tied for fourth-most in Gator history.



S Ahmad Black

-With the Gators' 8-5 record this season, they have now finished with a winning record in 23 straight years and have gone .500 or better in each of the past 31 seasons. Both streaks are more than twice as long as any other SEC teams' streaks (LSU, 11).

-Senior punter Chas Henry won the Ray Guy Award as the nation's top punter, the first Florida punter to do so. His 45.1-yard punting average marked the best single-season figure in UF history, and he finishes his career with the second-highest punting average in Florida history with a 43.0 mark (44.9, Ray Criswell, 1982-85). A UF player has won a national award in each of the past four years.

-Florida had 20 different players score a touchdown this season, led by true freshman quarterback Trey Burton's 12 (11 rushing, one receiving). Five players scored a defensive touchdown (four interceptions, one fumble) and Andre Debose provided two touchdowns on kickoff returns, while Solomon Patton and Lerentee McCray each returned a blocked punt for a touchdown.

-The Gators battled injury at the running back position all season, forcing the team to get creative in rushing the ball. As a result, UF had five players (Jeff Dumps, Chris Rainey, Trey Burton, Jordan Reed, Mike Gillislee) top 300 rushing yards. UF was one of five teams in the nation to have five players reach that mark (Air Force, Army, Georgia Tech, Navy).

-In Florida's win over Kentucky, true freshman Trey Burton set a UF record and an SEC freshman record by scoring six touchdowns (five rushing, one receiving). By season's end, Burton had 12 touchdowns, trailing only Jabar Gaffney (14 in 2000) and Emmitt Smith (13 in 1987) in touchdowns scored by a freshman in Florida history.

-Andre Debose set a Florida single-season record by returning two kickoffs for a touchdown, also tying the career record. Debose was one of three freshmen nationally to record two touchdowns on kickoff returns this season.

-Head coach Urban Meyer earned his 100th career win in UF's 48-14 victory over Kentucky, reaching the milestone in just his 118th game coached. That marked the second-quickest to 100 wins since World War II, trailing just Bud Wilkinson, who reached that plateau in 1957 in just 111 games. Overall, Meyer's accomplishment of the feat came quicker than all but five coaches in the history of college football.

-Florida and Georgia played the first overtime in the history of the storied rivalry. The game saw UF take the lead on several occasions, only to see Georgia rally to tie the score three separate times. But in overtime, Will Hill intercepted Aaron Murray's pass and nearly returned it for a touchdown. On Florida's possession, Chas Henry drilled a 37-yard field goal to send the Gators into celebration with a 34-31 victory.

-The Gators scored nine defensive and special teams touchdowns, tied for best in the country, including four interception returns, two kickoff returns, two punt block returns and one fumble return.

-Florida also led the nation in interception return yards with 538, and Ahmad Black was No. 1 individually with 171. The Gators topped the SEC with four blocked kicks, seven runs of 20-plus yards allowed and 32 total plays of 20-plus yards allowed.

-One of the most uplifting moments of the Gators' season came on Senior Day against Appalachian State, when senior scout-team lineman Gary Beemer scored a rushing touchdown. Beemer, already offered a position in UF's College of Health and Human Performance, will assist the football team's strength and conditioning staff next season.

-Florida sold out every home game of the season and averaged 90,511 in attendance, which ranked No. 9 in the nation.

-2010 RESULTS-

Sept. 4	MIAMI UNIVERSITY	W	34-12
Sept. 11	USF	W	38-14
Sept. 18	at Tennessee*	W	31-17
Sept. 25	KENTUCKY*	W	48-14
Oct. 2	at Alabama* (1)	L	6-31
Oct. 9	LSU* (12)	L	29-33
Oct. 16	MISSISSIPPI STATE* (HC)	L	7-10
Oct. 23	Bye Week		
Oct. 30	Georgia* (at Jacksonville)	W/OT	34-31
Nov. 6	at Vanderbilt*	W	55-14
Nov. 13	SOUTH CAROLINA* (22)	L	14-36
Nov. 20	APPALACHIAN STATE	W	48-10
Nov. 27	at Florida State (22)	L	7-31
Jan. 1	Penn State (Outback Bowl)	W	37-24

*SEC game

Follow Florida football on Twitter: @GatorZoneFB.

TOP INDIVIDUAL LEADERS

-RUSHING-

Florida	G	Att.	Net	Avg.	TD	YPG
Demps	11	92	551	6.0	3	50.1
Rainey	8	51	366	7.2	2	45.8
Burton	13	75	349	4.7	11	26.8
Reed	12	77	328	4.3	5	27.3

-PASSING-

Florida	C-A-I	Pct.	Yds.	TD	YPG
Brantley	200-329-10	60.8	2,061	9	158.5
Reed	26-46-1	56.5	252	3	21.0
Burton	4-6-1	66.7	83	0	6.4

-RECEIVING-

Florida	G	Rec.	Yds.	Avg.	TD	YPG
Thompson	13	38	570	15.0	1	43.8
Burton	13	32	210	6.6	1	16.2
Moore	13	27	349	12.9	1	26.8
Rainey	8	25	216	8.6	3	27.0

-DEFENSE-

Florida	UT-AT-TT	TFL	S	INT	FF	FR
Black	73-35-108	11.0	1	5	3	2
Je. Jenkins	41-35-76	5.0	2	1	0	1
Bostic	36-21-57	3.0	2	3	0	0
Trattou	35-22-57	12.0	2	1	0	0

TOP UF BOWL PERFORMANCES

Individual Rushing Yards

224	Fred Taylor, 1998 Citrus
187	Larry Smith, 1967 Orange
182	Errict Rhett, 1992 Gator

Receiving Catches Yards

11	Travis Taylor, 2000 Citrus
10	Dallas Baker, 2006 Outback
10	Taylor Jacobs, 2002 Orange
181	Riley Cooper, 2010 Sugar
170	Taylor Jacobs, 2002 Orange
166	C. Collinsworth, 1980 Tangerine
159	Travis Taylor, 1999 Orange

Passing Yards TD Passes

482	Tim Tebow, 2010 Sugar
394	Danny Wuerffel, 1995 Sugar
370	Shane Matthews, 1992 Sugar
4	Rex Grossman, 2002 Orange

Total Offense Yards

533	Tim Tebow, 2010 Sugar
397	Shane Matthews, 1992 Sugar
371	Danny Wuerffel, 1995 Sugar

Scoring Points

18	Travis Taylor, 2000 Citrus
18	Ike Hilliard, 1997 Sugar Bowl
18	Errict Rhett, 1994 Sugar
18	Dwayne Dixon, 1982 Bluebonnet

LONGEST PLAYS

Rushing 94	Larry Smith, 1967 Orange vs. Georgia Tech
Rush. TD 94	Larry Smith, 1967 Orange vs. Georgia Tech
Pass. TD 82	Danny Wuerffel to Ike Hilliard 1995 Sugar vs. Florida State
Field Goal 51	Jeff Chandler, 2001 Sugar vs. Miami (Fla.)

Points 56 2002 Orange, vs. Maryland

Rushing Yards 284 1967 Orange, vs. Georgia Tech

Passing Yards 482 2010 Sugar, vs. Cincinnati
Attempts 58 1992 Sugar, vs. Notre Dame
Comp. 33 2002 Orange, vs. Maryland

Total Offense Yards 659 2010 Sugar, vs. Cincinnati
 2002 Orange, vs. Maryland

HEAD COACH

Urban Meyer
Record at Florida: 65-15 (.813)
Overall Record: 104-23 (.819)
Seasons at Florida/Overall: 6/10

CURRENT UF PLAYERS IN BOWLS

Rushing Year-Bowl-Opponent A-Yd-TD
 Brantley 2011 Outback Penn State 1-(-)4-0

Burton 2011 Outback Penn State 2-2-0

Demps 2009 BCS Oklahoma 9-23-0
 2010 Sugar Cincinnati 3-7-0
 2011 Outback Penn State 3-20-0

Totals: 15-50-0

Gillislee 2010 Sugar Cincinnati 5-78-0
 2011 Outback Penn State 4-10-1

Totals: 9-88-1

Henry 2011 Outback Penn State 1-4-0

Hines 2011 Outback Penn State 2-31-1

Moody 2009 BCS Oklahoma 1-0-0
 2010 Sugar Cincinnati 8-14-2

Totals: 9-14-2

Rainey 2009 BCS Oklahoma 1-(-)3-0
 2010 Sugar Cincinnati 4-27-1
 2011 Outback Penn State 6-66-0

Totals: 11-90-1

Reed 2011 Outback Penn State 24-68-0

Passing Year-Bowl-Opponent C-A-I-YDS-TD
 Brantley 2011 Outback Penn State 6-13-1-41-0

Burton 2011 Outback Penn State 0-1-0-0

Reed 2011 Outback Penn State 8-13-0-60-0

Receiving Year-Bowl-Opponent C-Yd-TD
 Burton 2011 Outback Penn State 2-22-0

Clark 2011 Outback Penn State 1-1-0

Demps 2011 Outback Penn State 2-5-0

Hammond 2011 Outback Penn State 2-6-0

Hines 2011 Outback Penn State 2-27-0

Moody 2010 Sugar Cincinnati 4-19-0

Rainey 2009 BCS Oklahoma 1-11-0
 2010 Sugar Cincinnati 4-71-0
 2011 Outback Penn State 3-18-0

Totals: 8-100-0

Thompson 2010 Sugar Cincinnati 5-63-1
 2011 Outback Penn State 2-22-0

Totals: 7-85-1

Punting Year-Bowl-Opponent No.-Yds.-Avg.
 Henry 2008 Cap. One Michigan 3-118-39.3
 2009 BCS Oklahoma 3-155-51.7
 2010 Sugar Cincinnati 1-44-44.0
 2011 Outback Penn State 6-211-35.2

Totals: 13-528-40.6

Punt Returns Year-Bowl-Opponent No.-Yds.-Avg.-Lg.
 Hammond 2011 Outback Penn State 1-0-0-0

Patton 2011 Outback Penn State 1-14-14.0-14

Rainey 2010 Sugar Cincinnati 2-10-5.0-10
 2011 Outback Penn State 2-9-4.5-9

Totals: 4-19-4.8-10

Kickoff Returns Year-Bowl-Opponent No.-Yds.-Avg.-Lg.
 Debose 2011 Outback Penn State 2-23-11.5-19

Patton 2011 Outback Penn State 3-82-27.3-48

Rainey 2010 Sugar Cincinnati 4-116-29.0-51

SITUATIONAL RECORDS UNDER COACH MEYER

Since 2005, Florida's record when...

Opponent scores < 21	53-3
Rushing for 150+ yards	47-5
Rushing for < 150 yards	17-10
Rushing for 100+ yards	58-10
Rushing for < 100 yards	7-5
Opp. rushes for < 100 yards	44-1
Back rushes for 100+ yards	18-1
Out-rushing opponent	63-6
Out-rushed by opponent	2-9
Scoring first	49-2
Opponent scores first	16-13
Leading at the half	57-3

Tied at the half	3-3
Trailing at the half	5-9
Blocking a punt	16-0
Opp. is unranked at game time	46-4
Playing in the state of Florida	46-8
Playing in Gainesville	36-5
Playing in Jacksonville	5-1
Playing in Miami	1-0
Playing in Orlando	0-1
Playing in Tallahassee	2-1
Playing in Tampa	2-0

BOWL GAME POINTS OF INTEREST

-Head coach Urban Meyer earned his seventh bowl victory in the last eight years. In addition, UF made its 17th January bowl game appearance in the past 18 years and the 21st in school history.

Urban Meyer - Bowl Games as a Head Coach

Date	Matchup	Bowl	Result
12/31/03	Utah vs. Southern Miss	Liberty	W, 17-0
1/1/05	Utah vs. Pittsburgh	Fiesta	W, 35-7
1/2/06	Florida vs. Iowa	Outback	W, 31-24
1/8/07	Florida vs. Ohio State	BCS NCG	W, 41-14
1/1/08	Florida vs. Michigan	Capital One	L, 35-41
1/8/09	Florida vs. Oklahoma	BCS NCG	W, 24-14
1/1/10	Florida vs. Cincinnati	Sugar	W, 51-24
1/1/11	Florida vs. Penn State	Outback	W, 37-24

-UF played in the Outback Bowl for the fourth time in school history and the first time since the end of the 2005 campaign and is now 2-2 in the contest. Florida lost to Michigan, 38-30, on Jan. 1, 2003, and to Iowa, 37-17, on Jan. 1, 2004. The Gators rebounded with a 31-24 win over Iowa on Jan. 2, 2006, and this season's 37-24 victory over Penn State.

-The Gators now hold an all-time 19-19 bowl record, reaching the .500 mark for the first time since they were 13-13 following the 1998 Orange Bowl win over Syracuse. UF went 1-5 in bowl games from the 1999-2004 seasons, but was 5-1 in bowls under Urban Meyer.

-Florida is 7-4 all-time against teams currently in the Big Ten in bowl games.

Date	Opponent	Bowl	Result
12/30/62	Penn State	Gator	W, 17-7
12/30/83	Iowa	Gator	W, 14-6
12/29/88	Illinois	All-American	W, 14-10
1/1/98	Penn State	Citrus	W, 21-6
1/1/00	Michigan State	Citrus	L, 34-37
1/1/03	Michigan	Outback	L, 30-38
1/1/04	Iowa	Outback	L, 17-37
1/2/06	Iowa	Outback	W, 31-24
1/8/07	Ohio State	BCS NCG	W, 41-14
1/1/08	Michigan	Capital One	L, 35-41
1/1/11	Penn State	Outback	W, 37-24

-With the Gators' Outback Bowl win, Urban Meyer holds the best bowl winning percentage in UF history and ranks second all-time in bowl victories at Florida.

Bowl Winning Percentage at Florida

- Urban Meyer** 5-1 .833
- Ray Graves 4-1 .800
- Steve Spurrier 6-5 .545
- Charley Pell 2-2 .500
 - Galen Hall 1-1 .500
 - Bow Woodruff 1-1 .500
- Gary Darnell 0-1 .000
 - Charlie Strong 0-1 .000
 - Ron Zook 0-2 .000
 - Doug Dickey 0-4 .000

Bowl Victories at Florida

- Steve Spurrier 6
- Urban Meyer** **5**
- Ray Graves 4
- Charley Pell 2
- Galen Hall 1
 - Bob Woodruff 1

UF ASSISTANTS IN DEMAND

Former Gator assistant head coach/defensive line coach Dan McCarney was named head coach at North Texas on Tuesday, Nov. 30, marking three consecutive years that a Florida assistant has been tabbed for a top job. UF associate head coach/offensive coordinator/offensive line coach Steve Addazio became the third in four years when Temple named him head coach on Dec. 23.

They are the 15th and 16th assistant coaches in UF history to be hired straight from Florida as a head coach and the eighth and ninth in the past 15 years.

Both of head coach Urban Meyer's original coordinators at Florida have taken head coaching positions. Overall, 10 former assistants in Meyer's 10 years as a head coach have earned a top job, including seven going directly from Meyer's staff to a head coaching position.

Coach	Season	School
Steve Addazio*2011 Temple
Dan McCarney*2011 North Texas
Charlie Strong*2010 Louisville
Doc Holliday2010 Marshall
Dan Mullen*2009 Mississippi State
Tim Beckman2009 Toledo
Gary Andersen2009 Utah State
Kyle Whittingham*2005 Utah
Mike Sanford*2005 UNLV
Gregg Brandon*2003 Bowling Green

**Hired directly from a Meyer staff*

SEC AT A GLANCE

-2010 STANDINGS-

Team	SEC	Pct.	Overall	Pct.
<i>Eastern Division</i>				
South Carolina Gamecocks	5-3	.625	9-5	.643
Florida Gators	4-4	.500	8-5	.615
Georgia Bulldogs	3-5	.375	6-7	.462
Tennessee Volunteers	3-5	.375	6-7	.462
Kentucky Wildcats	2-6	.250	6-7	.462
Vanderbilt Commodores	1-7	.125	2-10	.167
<i>Western Division</i>				
Auburn Tigers	8-0	1.000	14-0	1.000
LSU Tigers	6-2	.750	11-2	.846
Alabama Crimson Tide	5-3	.625	10-3	.769
Arkansas Razorbacks	6-2	.750	10-2	.833
Mississippi State Bulldogs	4-4	.500	9-4	.692
Ole Miss Rebels	1-7	.125	4-8	.333

-SEC BOWL RESULTS-

- Music City North Carolina 30, Tennessee 27
- Liberty UCF 10, Georgia 6
- Chick-Fil-A Florida State 26, South Carolina 17
- Outback** **Florida 37, Penn State 24**
- Capital One Alabama 49, Michigan State 7
- Gator Mississippi State 52, Michigan 14
- Sugar Ohio State 31, Arkansas 26
- Cotton LSU 41, Texas A&M 24
- BBVA Compass Pittsburgh 27, Kentucky 10
- BCS National Championship Auburn 22, Oregon 19

FLORIDA BOWL HISTORY

-FLORIDA IN BOWL GAMES-

-Florida holds a 19-19 record all-time in bowl games.

Date	Opponent	Bowl	Result
1/1/53	Tulsa	Gator	W, 14-13
12/27/58	Ole Miss	Gator	L, 3-7
12/31/60	Baylor	Gator	W, 13-12
12/30/62	Penn State	Gator	W, 17-7
1/1/66	Missouri	Sugar	L, 18-20
1/1/67	Georgia Tech	Orange	W, 27-12
12/27/69	Tennessee	Gator	W, 14-13
12/22/73	Miami (Ohio)	Tangerine	L, 7-16
12/31/74	Nebraska	Sugar	L, 10-13
12/29/75	Maryland	Gator	L, 0-13
1/2/77	Texas A&M	Sun	L, 14-37
12/20/80	Maryland	Tangerine	W, 35-20
12/31/81	West Virginia	Peach	L, 6-26
12/31/82	Arkansas	Bluebonnet	L, 24-28
12/30/83	Iowa	Gator	W, 14-6
12/25/87	UCLA	Aloha	L, 16-20
12/29/88	Illinois	All-American	W, 14-10
12/30/89	Washington	Freedom	L, 7-34
1/1/92	Notre Dame	Sugar	L, 28-39
12/31/92	N.C. State	Gator	W, 27-10
1/1/94	West Virginia	Sugar	W, 41-7
1/2/95	Florida State	Sugar	L, 17-23
1/2/96	Nebraska	Fiesta	L, 24-62
1/2/97	Florida State	Sugar	W, 52-20
1/1/98	Penn State	Citrus	W, 21-6
1/2/99	Syracuse	Orange	W, 31-10
1/1/00	Michigan State	Citrus	L, 34-37
1/2/01	Miami	Sugar	L, 20-37
1/2/02	Maryland	Orange	W, 56-23
1/1/03	Michigan	Outback	L, 30-38
1/1/04	Iowa	Outback	L, 17-37
12/31/04	Miami	Peach	L, 10-27
1/2/06	Iowa	Outback	W, 31-24
1/8/07	Ohio State	BCS NCG	W, 41-14
1/1/08	Michigan	Capital One	L, 35-41
1/8/09	Oklahoma	BCS NCG	W, 24-14
1/1/10	Cincinnati	Sugar	W, 51-24
1/1/11	Penn State	Outback	W, 37-24


-FLORIDA BOWL RECORD BREAKDOWN-

-Below is Florida's record in bowl games broken down by bowl game:

All-American Bowl.....	1-0
Aloha Bowl.....	0-1
BCS National Championship	2-0
Bluebonnet Bowl.....	0-1
Capital One Bowl	0-1
Citrus Bowl	1-1
Fiesta Bowl.....	0-1
Freedom Bowl.....	0-1
Gator Bowl	6-2
Orange Bowl	3-0
Outback Bowl.....	2-2
Peach Bowl.....	0-2
Sugar Bowl	3-5
Sun Bowl.....	0-1
Tangerine Bowl.....	1-1

-Below is Florida's bowl record broken down by conference and opponent. Teams are listed by current conference affiliation.

ACC (5-4)	
Florida State	1-1
Georgia Tech.....	1-0
Maryland.....	2-1
Miami (Fla.)	0-2
N.C. State.....	1-0
Big East (3-1)	
Cincinnati.....	1-0
Syracuse.....	1-0
West Virginia	1-1
Big Ten (7-4)	
Illinois.....	1-0
Iowa.....	2-1
Michigan	0-2
Michigan State.....	0-1
Ohio State.....	1-0
Penn State.....	3-0
Big 12 (2-4)	
Baylor.....	1-0
Missouri.....	0-1
Nebraska.....	0-2
Oklahoma.....	1-0
Texas A&M	0-1
Independents (0-1)	
Notre Dame.....	0-1
MAC (0-1)	
Miami (Ohio)	0-1
Pac-10 (0-2)	
UCLA.....	0-1
Washington.....	0-1
SEC (1-2)	
Arkansas.....	0-1
Ole Miss.....	0-1
Tennessee	1-0
C-USA (1-0)	
Tulsa.....	1-0



THE 2010 FLORIDA GATORS

Accomplishments of Florida's 23 Seniors

- Three All-SEC Members
- Six SEC Academic Honor Roll Members
- Hold a 43-11 record
- One SEC Championship*
- Two SEC Eastern Division titles*
- One National Championship*
- Two BCS Bowl Victories*
- 24-8 SEC record
- 23-5 at The Swamp
- 11-2 vs. rivals (Tennessee, Georgia, Florida State and Miami)
- Two graduated before season
- Eight graduated in December
- All on schedule to graduate

**Eight members of the class won two SEC and national titles, three SEC East crowns and had three BCS Bowl victories.*



Brandon Antwine
#47 - NT - Garland, Texas

Gary Beemer
#61 - DT - Valrico, Fla.

Ahmad Black
#35 - S - Lakeland, Fla.

Miguel Carodine
#41 - S - Gainesville, Fla.

Lorenzo Edwards
#26 - LB - Orlando, Fla.

John Fairbanks
#59 - LS - Celebration, Fla.

Marcus Gilbert
#76 - T - Fort Lauderdale, Fla.

Chas Henry
#17 - P - Dallas, Ga.

Brandon Hicks
#40 - LB - Jacksonville, Fla.

Maurice Hurt
#74 - T/G - Milledgeville, Ga.

Carl Johnson
#57 - G - Durham, N.C.

Samuel Johnson
#57 - DE - Eureka, Mo.

A.J. Jones
#16 - LB - Tampa, Fla.

Duke Lemmens
#44 - DE - Westlake Village, Calif.

Lawrence Marsh
#90 - NT - Augusta, Ga.

Emmanuel Moody
#21 - RB - Coppell, Texas

Carl Moore
#9 - WR - Roseville, Calif.

Mike Pouncey
#55 - C - Lakeland, Fla.

Terron Sanders
#92 - DT - Bradenton, Fla.

Shawn Schmieder
#70 - DT - Jacksonville, Fla.

Justin Trattou
#94 - DE - Ramsey, N.J.

Glen Watson
#65 - DT - Pensacola, Fla.

Justin Williams
#7 - WR - Folkston, Ga.

PLAY GREAT DEFENSE

-The Gator defense ranked No. 2 in the SEC in rushing yards allowed (8,068) during Meyer's tenure and also yielded the second-lowest average rushing yards per game in that span.

Rushing Yards Per Game Allowed (SEC - since 2005)

1. Alabama	100.4
2. Florida	100.9
3. LSU	112.5
4. Georgia	126.3
5. Auburn	128.0

Rushing Yards Per Game Allowed (nation - since 2005)

1. TCU	82.9
2. Boston College.....	91.7
3. Ohio State.....	92.2
4. Texas	96.1
5. Alabama	100.4
6. Florida	100.9

-The Gator defense ranked in the top six nationally in scoring defense over the past three seasons. The 12.4 per-game average in 2009 was No. 2 in the country.

Points Per Game Allowed (SEC - since 2008)

1. Alabama	13.2
2. Florida	15.4
3. LSU	19.5
4. Tennessee	21.5
5. South Carolina.....	21.6

Points Per Game Allowed (nation - since 2008)

1. TCU	12.0
2. Alabama	13.2
3. Ohio State.....	13.6
4. Boise State	14.3
5. Iowa.....	15.1
6. Florida	15.4

SCORE IN THE RED ZONE

-The Gators' touchdown percentage in the red zone since 2007 tops the SEC. UF's red zone touchdowns in that time frame exceed two SEC teams' total red zone trips. The Gators put together a streak of 15 straight red-zone scores earlier this season, including 14 touchdowns.

Red Zone Touchdown Percentage (SEC - since 2007)

1. Florida	175/265	66.0%
2. Arkansas.....	124/190	65.3%
3. Georgia.....	124/191	64.9%
4. Kentucky	131/203	64.5%
5. LSU	135/213	63.4%

-The Gators also rank tied for No. 5 in the nation in overall red zone defense since 2008, allowing 85 scores (54 touchdowns, 31 field goals) on 111 opponent trips into the red zone.

Red Zone Scoring Defense (nation - since 2008)

1. Alabama	58/80	72.5%
2. West Virginia.....	78/106	73.6%
3. Missouri	101/137	73.7%
4. South Carolina	97/128	75.8%
5. Florida	85/111.....	76.6%
TCU	49/64	76.6%

TURNOVERS

-The Gators have been stingy in turning the ball over, tied for committing the fourth-fewest turnovers in the nation since 2005.

Turnovers Committed (nation - since 2005)

1. Alabama	97
2. Air Force.....	102
3. Ohio State.....	107
4. Florida	108
Navy	108

-Since 2005, the Gators have posted 24 games in which they recorded zero giveaways (one in 2010: USF), the second-best figure in the nation in that time frame.

Games With Zero Giveaways (nation - since 2005)

1. West Virginia.....	25
2. Florida	24
3. Notre Dame	21
4. Buffalo.....	20
5. Ball State.....	18
6. Memphis.....	17

-The Gator defense has the second-most interceptions in the country since 2005, with 17 during the 2010 season, which is tied for ninth in the nation.

Interceptions (nation - since 2005)

1. Boston College.....	118
2. Florida	116
3. Virginia Tech	112
4. Boise State	109
Oregon	109

WIN THE KICKING GAME

-Florida had four blocks in 2010, the first coming on a field goal block by Omar Hunter against Kentucky. Chris Rainey added two blocked punts against Vanderbilt, giving him four in his career. Solomon Patton returned one of Rainey's blocks vs. Vanderbilt for a touchdown, then added a punt block of his own in the Outback Bowl against Penn State, which was returned for a touchdown by Lerentee McCray.

Florida Blocked Kicks (since 2005)

Year	Type	Total
2010.....	3 punts, 1 FG	4
2009	2 punts.....	2
2008	5 punts, 3 FG, 1 PAT	9
2007	4 punts.....	4
2006.....	5 punts, 2 FG, 1 PAT	8
<u>2005.....</u>	<u>2 punts, 2 FG, 1 PAT</u>	<u>5</u>
Totals	21 punts, 8 FG, 3 PAT	32

-UF has excelled in covering punts, allowing the fewest punt return yards in the nation since Meyer became head coach. In 2009, the Gators gave up 21 punt return yards, second-fewest in the nation (Hawaii, 15) and were the last team in the FBS to allow a punt return yard, with the first coming in their ninth game (Vanderbilt). UF has allowed zero punt return yards in 25 of its last 33 games.

Punt Return Yards Allowed (nation - since 2005)

1. Florida	361
2. Iowa.....	513
3. Ohio State.....	555
4. Oklahoma.....	607
5. LSU.....	709

NOTABLE MEYER NUMBERS

-Urban Meyer is one of nine coaches in college football history to compile multiple 20-game winning streaks and one of two who were active in the 2010 season.

Coaches with Multiple 20-Game Win Streaks

Urban Meyer* (Utah/Florida) 22, 20

- Tom Osborne (Nebraska).....26, 22
- Joe Paterno* (Penn State).....23, 20
- Don Coryell (San Diego State).....25, 21
- Bud Wilkinson (Oklahoma).....47, 31
- Robert Neyland (Tennessee).....22, 20
- George Woodruff (Penn).....34, 31
- Fielding Yost (Michigan).....29, 26
- Walter Camp (Yale).....28, 27

*Active coach in 2010

-Meyer is also the only active 2010 coach with three 13-win seasons on his resume.

Active Coaches with 13-Win Seasons

Urban Meyer	2006, '08, '09	3
Mack Brown.....	2005, '09.....	2
Chris Petersen.....	2006, '09.....	2
Nick Saban.....	2003, '09.....	2
Chris Ault.....	2010.....	1
Gene Chizik.....	2010.....	1
Gary Patterson.....	2010.....	1
Kyle Whittingham.....	2008.....	1
Tommy Tuberville.....	2004.....	1
Dan Hawkins.....	2003.....	1
Jim Tressel.....	2002.....	1
Mark Richt.....	2002.....	1

-In college football history, only five coaches have reached 100 victories in fewer games than Urban Meyer, who reached the milestone in just 118 games. Meyer reached the milestone faster than anyone since Bud Wilkinson (1957) and did so quicker than any other SEC coach.

Fastest to 100 Wins

1. Gil Dobie.....	100-5-3.....	108
1906-22: North Dakota Agricultural, Washington, Navy, Cornell		
2. George Woodruff.....	100-9.....	109
1892-99: Penn		
3. Bud Wilkinson.....	100-8-3.....	111
1947-57: Oklahoma		
4. Fielding Yost.....	100-10-4.....	114
1897-1908: Ohio Wesleyan, Nebraska, Kansas, Stanford, San Jose, State, Michigan		
5. Knute Rockne.....	100-12-5.....	117
1918-30: Notre Dame		
6. Urban Meyer.....	100-18.....	118
2001-10: Bowling Green, Utah, Florida		
7. Bob Neyland.....	100-12-8.....	120
1926-39: Tennessee		
8. Frank Leahy.....	100-13-8.....	121
1939-53: Boston College, Notre Dame		

Most Wins (nation/FBS - since 2006)

1. Boise State.....	61
2. Florida.....	56
Ohio State.....56	
4. TCU.....	55
5. Oklahoma.....	54

SEC LEADERS

-During Urban Meyer's tenure, the Gators led the SEC or were near the top in many major categories. The following charts depict UF's leadership in several statistics since 2005.

Rushing Touchdowns

1. Florida.....	185
2. LSU.....	152
3. Auburn.....	149
4. Arkansas.....	136
5. Alabama.....	134

Passing Touchdowns

1. Florida.....	154
2. Arkansas.....	147
3. Georgia.....	134
4. LSU.....	131
5. Tennessee.....	130

Total Touchdowns

1. Florida.....	372
2. Arkansas.....	306
3. LSU.....	305
4. Georgia.....	286
5. Auburn.....	280

Passing Yards

1. South Carolina.....	18,176
2. Florida.....	18,062
3. Georgia.....	17,329
4. Tennessee.....	17,292
5. Arkansas.....	17,094

Third-Down Conversion Pct.

1. Florida.....	45.4%
2. Auburn.....	41.7%
3. LSU.....	41.5%
4. Georgia.....	40.5%
5. South Carolina.....	40.4%

Pass Efficiency


1. Florida.....	151.1
2. Georgia.....	137.9
3. Arkansas.....	135.5
4. LSU.....	134.7
5. Auburn.....	134.4

Interceptions

1. Florida.....	116
2. Alabama.....	107
3. LSU.....	89
4. Georgia.....	87
5. Tennessee.....	86

-SPEED TO BURN-

Jeff Demps won an individual national championship during the spring 2010 outdoor track season, posting a scorching 9.96 time in the 100 meters. Demps also helped the Gators to the 2010 team men's indoor national championship. Having also been a part of the 2008 national champion football team, he became the first student-athlete in UF history to win a national championship in two sports.



-FRESH FACES-

-Twelve players have made their first career starts this season. Seven did so against Miami: Jonathan Bostic, John Brantley, Josh Evans, Jon Halapio, Jelani Jenkins, Moses Jenkins and T.J. Pridemore. Facing USF, Jeremy Brown, Trey Burton and Omarius Hines made their initial start. Jordan Reed made his at Tennessee, while Frankie Hammond, Jr., got that opportunity vs. Kentucky.

-In the opening week of the season, UF played more true freshmen (15) than any other school in the country. The Gators played 24 freshman in total, adding in the nine redshirt freshmen who saw the field.

Most True Freshmen Appearing (Nation - Through Nov. 14)

- 1. Air Force..... 19
- 2. **Florida..... 18**
- 3. Tennessee..... 16
- Syracuse..... 16
- 5. Oklahoma State 14
- UNLV 14

-Florida has had a nation's-high 31 freshmen appear this season (18 true), and 47 of the 83 players who have participated (56.6 percent) in a game for UF are freshmen or sophomores.

-Against Tennessee, 27 percent of those on the travel roster were true freshmen while 41 percent were either true freshmen or redshirt freshmen. Overall, 30 percent of those who traveled to Tennessee were making their first road trip.

GATORS AND THE POLLS

-Florida has been ranked in the AP poll 524 times, holding a record of 293-113-9 in games played while ranked. Additionally, Florida's all-time record against AP-ranked opponents is 81-73-4.

-Under Urban Meyer, the Gators went 61-14 (.813) as an AP ranked team, including 19-9 (.679) when both UF and its opponent are ranked.

-The Gators were ranked in 90 Coaches' Polls under Urban Meyer, including 31 times in the top three.

OFFENSE

-During the Georgia and Vanderbilt wins, Florida averaged 44.5 points, 465 yards of offense, 217 rushing yards, 248 passing yards and 23.5 first downs. In each game, UF posted five offensive plays of 20-plus yards.

-Florida scored 35 touchdowns and six field goals on 58 red zone trips this season. The Gators scored on 15 consecutive red zone possessions, including 14 touchdowns, beginning in the opener against Miami. The streak was snapped on the opening drive at Alabama.

-After a 5-for-11 red zone showing in losses to Alabama, LSU and Mississippi State, UF put together a combined 7-for-9 red zone performance in wins over Georgia and Vanderbilt. Florida also scored seven touchdowns in nine red zone possessions vs. Appalachian State.

-The Gators had touchdown drives of 90-plus yards in consecutive games vs. Georgia and Vanderbilt. The 98-yard drive against Vanderbilt was the longest by Florida since 2007 (Ole Miss). Florida also posted a 91-yard touchdown drive to get its first score against Georgia. That 98-yard drive tied for the longest in the SEC this season.

OFFENSE (CONT.)



RB/WR Chris Rainey

-Florida scored a touchdown on each of its first three drives against Appalachian State, tallying 223 first-quarter yards on 21 plays (10.6 avg.).

-UF had season highs in pass efficiency (156.5) and completion percentage (72 percent) vs. Appalachian State.

-The Gators' 55 points vs. Vandy were the most by UF in an SEC road game since 1997 (a 55-28 win over Kentucky). UF's 41 first-half points were the most by Florida in any half this season, and the 34 second-quarter points were the most in a quarter.

-Florida ran 88 plays against Vanderbilt, the most the Gators have run since running 89 in 2002 vs. Kentucky.

-Florida had a quick-strike offense against Georgia, with its average touchdown drives lasting just 1:54. UF then scored on average drives of 2:11 vs. Vanderbilt. UF had been averaging 3:33 per touchdown drive coming into the Georgia game.

-Three players topped 100 all-purpose yards against Georgia, including two freshmen, with Chris Rainey (241), Trey Burton (145) and Robert Clark (102) all reaching the mark.

-After gaining just 16 yards on its first 13 plays (1.2 avg.) against Vanderbilt, UF reeled off 464 yards on its final 75 plays (6.2 avg.).

-Florida's four rushing touchdowns and 231 rushing yards against Georgia marked the team's second-highest output of the season in each category. The Gators had five touchdowns in defeating Kentucky and 251 rushing yards against USF.

-The UF offense has had at least three different players record a touchdown in eight games this season (Miami, USF, Tennessee, LSU, Georgia, Vanderbilt, Appalachian State, Penn State), with 20 different players overall scoring a touchdown, including defensive and special teams. Against Kentucky, freshman quarterback Trey Burton accounted for all six of UF's offensive touchdowns.

-Florida held the ball for 10-plus minutes during a single quarter in six different games this season:

- 1. Oct. 2 at Alabama..... 3rd..... 12:29
- 2. Sept. 18 at Tennessee..... 3rd..... 11:29
- 3. Sept. 11 vs. USF 4th..... 11:26
- 4. Sept. 25 vs. Kentucky 3rd..... 10:53
- 5. Oct. 16 vs. Miss. State 2nd..... 10:51
- 6. Oct. 30 vs. Georgia..... 4th..... 10:23

-Florida has scored in bunches on several occasions. Below are the games this season in which UF has totaled three touchdowns in 11:30 or less:

- 1. Vanderbilt 2nd Qtr. 3:36
- 2. Miami University 2nd Qtr. 4:52
- 3. USF 3rd Qtr. 5:11
- 4. Kentucky 3rd/4th Qtrs..... 9:42
- 5. Georgia..... 2nd Qtr. 11:06
- 6. Appalachian State 1st Qtr..... 11:17

-Three of Florida's four touchdowns against LSU came from freshmen (Jordan Reed, Trey Burton, Andre Debose), while the fourth came from a sophomore (Mike Gillislee).

OFFENSE (CONT.)

-Florida's offense put together three drives of 10-plus plays against Alabama, but two of those three ended in red-zone turnovers, with the third resulting in a field goal. Florida had two more against LSU, including one for a touchdown and another that resulted in a missed field goal.

-Florida had three touchdown drives of 80 or more yards against Kentucky after having one over the first three games of the season.

-Florida went a combined 9-for-15 on third-down conversions of seven-plus yards against Tennessee and Kentucky.

-Seven offensive players made their first career start over the first four games of the season: John Brantley (QB), Trey Burton (HB), Jon Halapio (RG), Frankie Hammond, Jr. (WR), Omarius Hines (TE), T.J. Pridemore (FB) and Jordan Reed (TE).

-Nine of 11 starting offensive starters in the season opener vs. Miami were making their first start at the position they started in. Only Deonte Thompson and Jeff Demps had starting experience at their place on the field.

-After punting on its first second-half possession vs. USF, Florida scored on 17 of its next 27 possessions (15 touchdowns and two field goals), discounting drives that ended with Florida running out the clock.

-In USF and Tennessee, Florida faced two teams with a first-year coach. In each game, UF scored seven first-half points. After halftime adjustments, the Gators rolled up 21 points against USF and 17 vs. Tennessee in the third quarter. Against Kentucky, also with a first-year coach, Florida had more balanced halves, tallying 21 points in the first and 27 in the second.

-PHYSICAL AND FAST-

-The Gator rushing attack has thrived in the fourth quarter over the past several seasons. On 578 carries in the fourth quarter since 2007, UF has piled up several SEC-bests with 5.2 yards per carry, 3,000 yards and 39 touchdowns.

Fourth-Quarter Rushing (SEC - since 2007)

Team	Avg.	TD	Yards
1. Florida	5.2	39	3,000
2. Alabama.....	4.1	28.....	2,498
3. Auburn.....	4.3	23.....	2,406
4. LSU.....	4.4	30.....	2,352
5. Kentucky.....	4.6	30.....	2,339

-Florida has not only closed games strong, but also opened many series grinding out yardage. Since 2007, the Gators have recorded 1,065 first-down rushing attempts for SEC-bests with 5.8 yards per carry, 6,177 yards and 64 touchdowns. Against Georgia and Vanderbilt this season, UF combined for six rushing touchdowns on first down.

First-Down Rushing (SEC - since 2007)

Team	Avg.	TD	Yards
1. Florida	5.8	64	6,177
2. Auburn.....	4.8	46.....	5,616
3. Alabama.....	5.2	53.....	5,557
4. Ole Miss.....	5.1	30.....	5,104
5. LSU.....	4.6	42.....	4,596

Stats in "Physical and Fast" section compiled from data provided by www.cfbstats.com.

QUARTERBACKS

-John Brantley completed 200 of 329 passes (60.8 percent) for 2,061 yards and nine touchdowns with 10 interceptions for a passer rating of 116.4.

-Brantley helped lead the Gators to 450 yards of offense against a Georgia defense that was giving up just 306.8 per game. The 34 points scored by the Gators was the most the Bulldogs' defense had given up all season to that point.

-Brantley threw for two touchdowns in each of his first two starts (Miami University, USF) in 2010 and picked up his third multi-touchdown game of 2010 against Vanderbilt.



QB John Brantley

-Brantley completed four of six passes for 76 yards on UF's season-long 98-yard drive against Vanderbilt. Brantley capped the drive with a 39-yard touchdown pass to Frankie Hammond Jr.

-Brantley recorded his first career touchdown reception vs. Appalachian State, catching a five-yard score from Jordan Reed. Brantley was the first UF starting quarterback to record a receiving touchdown since Doug Johnson caught a 10-yard touchdown from Travis McGriff against Georgia on Oct. 31, 1998.

-Brantley went 156 pass attempts without an interception, spanning from the 2008 game vs. Vanderbilt until the streak ended in 2010 against Kentucky. He came into the 2010 season with an active streak of 61 and threw another 95 passes this year before his first interception.

-Brantley set then-career highs in completions (24), attempts (35) and yards (248) vs. Kentucky. Brantley spread the ball to eight different receivers in the game.

-See wide receivers/tight ends section for Jordan Reed notes.

-True freshman Trey Burton set a UF record and an SEC freshman record scoring six touchdowns in a single game against Kentucky. Burton had five on the ground and one receiving.

-Burton's six-touchdown game was one shy of the national freshman record of seven, set by Marshall Faulk of San Diego State in 1991 vs. Pacific. Burton is the first freshman since 2005 (Steve Slaton of West Virginia vs. Louisville) to score six touchdowns in a game.

-Burton scored 12 of UF's 52 touchdowns (23.1 percent) in 2010.

Total Freshman Touchdowns (UF History)

1. Jabar Gaffney (2000).....14
2. Emmitt Smith (1987).....13
- 3. Trey Burton (2010) 12**
4. Four tied.....8

Freshman Rushing Touchdowns (UF History)

1. Emmitt Smith (1987).....13
- 2. Trey Burton (2010) 11**
3. Tim Tebow (2006).....8
- Fred Taylor (1994).....8

-Burton posted his first career 100-yard rushing game with 110 yards and two touchdowns against Georgia, including a career-long 51-yard scoring run. It was his second career multi-touchdown game. Burton also led UF with five receptions for 35 yards, the second time this season he led the team in catches.

QUARTERBACKS (CONT.)

-Burton became the first UF freshman quarterback in school history to post a 100-yard rushing game and just the fifth Florida quarterback ever to do so.

100-Yard Rushing Games By A Freshman QB (SEC - Since 1996)

1. Matt Jones (Ark.) 11/17/01 vs. Miss. St. 131
2. Quincy Carter (Ga.) ... 10/24/98 vs. Kentucky 114
3. **Trey Burton (UF).. 10/30/10 vs. Georgia..... 110**

100-Yard Rushing Games By A QB (UF - All-Time)

- Trey Burton 10/30/10 vs. Georgia..... 110**
- Tim Tebow 11/21/09 vs. FIU 102
 9/26/09 vs. Kentucky 123
 11/10/07 vs. South Carolina 120
 9/22/07 vs. Ole Miss..... 166
- Terry LeCount.....11/5/77 vs. Georgia 108
- Jimmy Fisher11/27/76 vs. Miami..... 103
- Larry Rentz.....10/14/67 vs. Tulane 109

-Burton led the team with four receptions against Alabama, becoming the first UF freshman to lead the team outright in receptions in a single game since Jeff Demps did so with four against Kentucky in 2008.

-Burton's two-game total of nine receptions (five vs. Kentucky; four at Alabama) was the most by a Florida freshman since Percy Harvin had 14 total receptions against Arkansas in the 2006 SEC Championship game (five) and Ohio State in the BCS National Championship Game (nine).

-Against Kentucky, Burton completed his first career attempt, a 42-yard pass to Omarius Hines, which was then UF's longest pass play of the season.

-Burton scored a two-yard rushing touchdown against Miami University on his first career rushing attempt, becoming the first true freshman UF quarterback to score on opening day since Cam Newton in 2007. Burton added another rushing touchdown in the win over Tennessee.

-In addition to taking snaps at quarterback and starting at that position vs. Florida State, Burton started at fullback (USF, Georgia, Penn State) and wide receiver (Tennessee, Kentucky, Alabama, LSU, Mississippi State) and saw time at tight end, h-back and on kickoff coverage.

-With his fourth-quarter touchdown pass to Jordan Reed against USF, Brantley recorded his 14th career scoring pass and surpassed the career total of his father, John III. From 1977-78, the elder Brantley completed 99 of 201 passes for 1,515 yards, 13 touchdowns and 13 interceptions.

-This season marks the eighth time since 1980 that UF has opened the season with a quarterback who has never started a game. Below is a look at those seasons and the quarterback who led the team in games started that year:

1984.....	Kerwin Bell.....	9-1-1
1988.....	Kyle Morris.....	6-5
1990.....	Shane Matthews.....	11-2
1993.....	Danny Wuerffel.....	11-2
1997.....	Doug Johnson.....	10-2
2003.....	Chris Leak.....	9-4
2007.....	Tim Tebow.....	9-4
2010.....	John Brantley.....	8-5

RUNNING BACKS

-Florida was without a healthy Jeff Demps for the majority of the season after he sprained his foot against Tennessee. Demps still led UF with 551 rushing yards (6.0 average) despite missing the LSU and Vanderbilt games and being limited for the remainder of Florida's schedule.



RB Jeff Demps

-Demps rolled up 150 or more all-purpose yards in each of the first three games, the first Gator to accomplish that feat since Harvin did so in 2007. He averaged 172.0 all-purpose yards per game during that span. Following his injury, Demps was unable to top 100 all-purpose yards again.

-The Gators rushed the ball 100 times total in the two-game span of wins vs. Georgia and Vanderbilt. However, UF's running backs have battled various injuries and accounted for just 31 of those carries.

-Mike Gillislee and Emmanuel Moody combined for 111 yards on 22 carries (5.0 avg.) against Vanderbilt. That duo then collaborated for 112 yards on 12 carries (9.3 avg.) against Appalachian State.

-Gillislee posted his second multi-touchdown game of the season at Vanderbilt, also doing so against Tennessee.

-Jeff Demps handled nine rushes for 38 yards in the win over Georgia. The bulk of UF's season-high 50 carries were taken by quarterback Trey Burton (17) and wide receiver Chris Rainey (16).

-Demps grabbed a 40-yard reception against Georgia, the second-longest catch of his career (61 yards vs. Kentucky, 2008).

-Florida took several snaps without a running back in the game against Mississippi State, and only 11 of UF's 35 rushes in the game came from running backs.

-Demps led the Gators in rushing in each of the first five games this season. After tallying 98 vs. Miami, including a career-long 72-yard scoring run, Demps rushed for a personal-best 139 yards on 11 carries against USF for an average of 12.6 yards per carry.

-Demps carried the ball a career-high 26 times against Tennessee, the most rushes by a UF running back since Ciatrick Fason's 26 vs. Vanderbilt in 2004, and finished with 73 yards on the ground.

-Demps totaled 255 all-purpose yards against USF (139 rushing, 95 kick return, 21 receiving). It was the most by a UF player since Percy Harvin tallied 268 vs. Ole Miss in 2008.

-In their first two games of the season, the Gators had a running back record a rush of 40-plus yards and a kick return of 50-plus yards. Gillislee accomplished the feat in the opener vs. Miami, and Demps matched it vs. USF.

-Demps and Gillislee both totaled over 100 all-purpose yards vs. Miami. Demps finished with 158 (98 rushing, 56 kick return, four receiving) and Gillislee tallied 120 (65 kick return, 55 rushing).

-Against Miami, Demps tied a career best with four receptions (vs. Kentucky, 2008).

RUNNING BACKS (CONT.)

-Demps has proven over the past several years his consistency and big-play ability. Since 2008, he is averaging 7.1 yards per touch, No. 1 in the nation in that category among active running backs (min. 300 touches).

Active Running Backs Yards Per Touch (Nation - Since 2008)

1. **Jeff Demps (UF)**..... 7.1
2. Anthony Allen (Georgia Tech).....6.8
- Isaiah Pead (Cincinnati).....6.8
- Robert Turbin (Utah State).....6.8
5. Via Taua (Nevada)6.7

WIDE RECEIVERS/TIGHT ENDS

-For the season, 195 of UF's 230 receptions (.848) were made by players who are eligible to return next season, including 62 by freshmen (.270). Additionally, returning players accounted for 1,985 of the Gators' 2,396 receiving yards (.828), with 498 by freshmen (.208).

-In six of the final seven games of the season (all but Florida State), Florida had six or more players record multiple receptions.

-Frankie Hammond Jr. emerged as a reliable target, with three or more catches in each of Florida's final four SEC contests, totaling 14 receptions for 201 yards during that stretch.

-Tight end Jordan Reed threw his first career touchdown pass on a 31-yard strike to Deonte Thompson against Vanderbilt, becoming the fifth UF player since 1990 to record and rushing, receiving and passing touchdown in the same season and the first since Andre Caldwell in 2006.

-Reed joins Jacquez Green (1997), Doug Johnson (1998), Travis McGriff (1998) and Andre Caldwell (2006).

-Reed grabbed six receptions for 79 yards and a touchdown, rushed 77 times for 359 yards and five touchdowns and completed 26 of 46 passes for 252 yards, three touchdowns and one interception.

-Reed played quarterback for the majority of the second half vs. Vanderbilt and completed 11 of 19 passes for 120 yards and one touchdown with one interception.

-Reed connected with Chris Rainey for a 26-yard touchdown pass against South Carolina, becoming the first UF freshman since Chris Leak in 2003 to have a touchdown pass in consecutive games.

-Reed accounted for four touchdowns against Appalachian State, rushing for three and 71 yards while passing for another. That performance made UF the only school in the nation with two freshmen to have a three-touchdown rushing day (Trey Burton, five vs. Kentucky).

-Deonte Thompson led the UF receiving corps with 38 receptions for 570 yards (15.0 avg.). He had his first career 100-yard game against Appalachian State, totaling 100 yards on six receptions. Thompson picked up his lone touchdown of the season on a 31-yard catch in the second quarter against Vanderbilt.



WR Frankie Hammond Jr.

WIDE RECEIVERS/TIGHT ENDS (CONT.)

-Chris Rainey led the Gators in all-purpose yards against Georgia (241), Vanderbilt (136) and Appalachian State (110). Rainey led the Gators in rushing three times since returning to action vs. Georgia.

-Beginning with the Kentucky game and ending with the LSU contest, 11 of Carl Moore's 12 receptions over the four-game span moved the chains on third down (10 times) or fourth down (once). All 11 of those third- and fourth-down receptions came when UF needed six yards or more to convert.

-In SEC play, Moore had 21 catches for 305 yards (14.5 avg.).

-Omarius Hines tied a career-high with four receptions in the win over Georgia (vs. Troy, 2009), tallying 50 yards.

-Solomon Patton and Josh Postell each posted their first career receptions in the win over Vanderbilt.

-True freshman Robert Clark caught his first career touchdown pass against Florida State.

-Twelve of UF's 24 receptions against Mississippi State were by players who did not have a reception in 2009.

-Moore posted a career-best 95 receiving yards against LSU, including a personal-long 51-yard reception that keyed UF's fourth-quarter go-ahead drive.

-Hammond made his first reception of the season on a seven-yard touchdown catch from John Brantley that gave Florida a 17-10 lead at Tennessee it would not relinquish. Hammond then made his first career start vs. Kentucky.

-Andre Debose got the first catches of his career vs. Kentucky, totaling four grabs for 36 yards, all in the first half. He led the Gators in all-purpose yards against Alabama (75) and LSU (163), scoring on an 88-yard kickoff return against LSU.

-Omarius Hines made his presence felt on special teams against Tennessee, rushing for 36 yards on a fake punt that led to Hammond's go-ahead touchdown for the Gators. had two rushing touchdowns during the season, a 16-yard end around against Penn State and a five-yard carry against Mississippi State.

-Against Mississippi State, Hines led the Gators in rushing with 58 yards and a touchdown on six carries (9.7 avg.). It marked the redshirt sophomore's first career rushing touchdown and third overall.

-Reed made his first career appearance and scored a touchdown on his first reception, a two-yard fourth-quarter grab from John Brantley. Reed also threw the key down-field block on Jeff Demps' 62-yard touchdown run, escorting Demps the final 20 yards into the end zone. Reed got his first career start against Tennessee. Against LSU, Reed scored his first career rushing touchdown.

-After moving to wide receiver, Chris Rainey led the Gators with a personal-best six receptions vs. Miami, including a 25-yard touchdown grab in the fourth quarter. Rainey had 10 receptions in his first two games after switching to the wide receiver position (2010 Sugar Bowl and season opener vs. Miami). He had nine in his previous 32 career games.

-Hines led the team with 49 receiving yards on three grabs against Miami and added his second career touchdown.

OFFENSIVE LINE



C Mike Pouncey

-Four players on the UF offensive line made their first career start at that position on opening day: Gilbert started at left tackle; Jon Halapio started at right guard, his first career start; Maurice Hurt started at right tackle after six career starts as a guard; Mike Pouncey started at center after 28 starts at guard and four on the defensive line.

-The Gators used four different starting combinations on the offensive line over the first four games of

the season and seven starting combinations overall, including a new combination in each of the final two games (Florida State, Penn State).

-UF's usual left side boasted three seniors, with Marcus Gilbert at tackle and Carl Johnson at guard along with Mike Pouncey at center. On the right side, the Gators primarily used a three-player rotation with Maurice Hurt at guard and Xavier Nixon at tackle or Jon Halapio at guard and Hurt at tackle.

-Redshirt freshman Jonotthan Harrison made his first career start against Penn State in the Outback Bowl, lining up at left guard.

-Florida surrendered one sack or less in six games this season, including none in the season opener vs. Miami University.

-Florida's line cleared the way for a pair of explosive runs in the season opener, opening holes for Jeff Demps' 72-yard touchdown run and Mike Gillislee's 41-yard rumble. They paved the way for another huge Demps run against USE, clearing a path for Demps to go 62 yards to the end zone. They did the same on Trey Burton's 51-yard touchdown rush vs. Georgia.

-The offensive line has paved the way for an SEC-best 8,506 net rushing yards since 2008, an average of 207.5 per game, and a league-leading 5.3 per carry and 103 touchdowns.

Team Rushing Leaders (SEC - Since 2008)

Team	Avg.	YPG	Total
1. Florida.....	5.3.....	207.5	8,506
2. Auburn.....	5.0.....	215.2	8,393
3. Alabama.....	4.9	194.5	7,974
4. Ole Miss	4.8	192.2	7,302
5. Mississippi St.....	4.3	182.3	6,744

-Heading into the season, Florida's returning offensive linemen boasted a combined 87 career starts, led by Mike Pouncey's 32. That total represents the highest among returning offensive linemen since 2005, Urban Meyer's first season at UF, and represents a significant increase over the 51 starts last year's group possessed heading into the opener.

Cumulative Career Starts Among Returning Offensive Linemen

2010.....	87
2009.....	51
2008.....	72
2007.....	65
2006.....	16
2005.....	93

DEFENSE

-Florida was one of six schools and the only SEC team that had four players with at least three interceptions (Ahmad Black, Jonathan Bostic, Jeremy Brown, Janoris Jenkins). Overall, 11 Gators had at least one interception. UF tied for the SEC lead in interceptions (22). The Gators led the country in interception return yards with 538, including a season-high 143 in the Outback Bowl win over Penn State.

-The Gators allowed the fewest 20-plus-yard plays from scrimmage in the SEC (32), as well as the fewest rushes of 20-plus yards (seven). UF also allowed the second-fewest pass plays of 30-plus yards in the SEC (13) and finished No. 2 in total defense (306.5), passing defense (175.9) and turnovers gained (29).

-Florida posted a season-high five interceptions in its Outback Bowl win over Penn State. It also marked just the second time in the past 10 years that an SEC team recorded five picks in a bowl game (Auburn, five, Outback Bowl vs. Northwestern on Jan. 1, 2010).

-Coming into the Outback Bowl, Penn State quarterback Matt McGloin had thrown just four interceptions in 174 attempts (2.3 percent) over his six appearances. Against the Gators, McGloin threw five picks in 41 attempts (12.2 percent).

-In conference games, the Gators led the league in total defense, yielding just 310.8 yards per game to SEC foes.

-In 40 red-zone trips this season, UF's defense yielded 22 touchdowns and 11 field goals.

-Against Appalachian State, 28 of Florida's 72 tackles were made by freshmen.

-Florida allowed 109 total yards against Vanderbilt, the lowest output by an opponent since the 2007 BCS National Championship Game vs. Ohio State (82 yards). Florida also allowed just seven total first downs against Vanderbilt, tied for second-fewest allowed to an SEC opponent in school history (five vs. Kentucky in 1996; seven vs. Tennessee in 1998).

-Florida held five opponents under 50 percent passing this season, including a streak of three consecutive games (USE, Mississippi State, Georgia, Vanderbilt, Penn State).

-Florida posted 13 tackles for loss against Vanderbilt, the highest total under Urban Meyer. Sharrif Floyd led the way with 2.5.

-The Gators forced eight fumbles against Vandy, tied for the second-most in UF history. Florida forced 11 vs. Pittsburgh in 1977 and forced eight on five other occasions (last vs. Tennessee in 2002).

-UF had its best third-down performance of the season against Vanderbilt, holding the Commodores to 2-of-16 (12.5 percent).

-Entering the game, Vanderbilt was second in the SEC, turning the ball over just five times in conference games. UF forced three turnovers in addition to blocking two punts.

-Florida totaled four sacks against Vanderbilt, bringing its two-game total to six. UF entered the Georgia game with four sacks in the previous four games.

-Three times this season the Gators faced the SEC's current leading rusher: Tauren Poole (UT), Derrick Locke (UK) and Stevan Ridley (LSU). Each time, the player no longer led the SEC after facing the Gators. Florida held the trio to 3.4 yards per carry and no touchdowns combined.

DEFENSE (CONT.)

-The Gators forced multiple turnovers in six games this season, including four or more on three occasions (Miami University, USF, Georgia).

-UF limited Mississippi State to 33 passing yards, the lowest total since limiting Ohio to 12 yards through the air on Sept. 14, 2002. MSU's four pass completions marked the fewest by an SEC opponent since Georgia completed four in 1987.

-The 10 points allowed by Florida against Mississippi State were the lowest since UF's 37-10 victory over Florida State in 2009. The Bulldogs did not score over the final three quarters of the game. The Gators also forced a season-high six punts against MSU.

-The Gator defense held Alabama, which came into the game averaging 512 yards of offense, to 273 yards.

-Florida allowed Greg McElroy to a season-low 84 yards passing, his lowest output since Nov. 21, 2009, vs. Chattanooga when he played just one half. It was the second-lowest total of McElroy's career.

-UF limited Kentucky, which came into the game averaging 44.3 points per game, to 14 points. The Gators also forced UK into its first two turnovers of the season. UK totaled 41 of its 99 rushing yards in the fourth quarter, when UF held the Wildcats scoreless.

-The Gators held Tennessee to 29 rushing yards, the fifth-lowest for a UF opponent in the Meyer Era and second-lowest by an SEC opponent in that span. (-11 by Tennessee in 2006). Florida limited Tennessee's Tauren Poole to 23 yards on 10 carries. Coming into the game, Poole led the SEC with 272 rushing yards (136.0 per game).

-UF had multiple interceptions in four consecutive games to begin the season, the first time the Gators have recorded such a streak under Urban Meyer (previous best: three in 2008 vs. South Carolina, The Citadel and Florida State).

-Florida recorded four interceptions in each of its first two games against Miami and USF, tied for the most under Urban Meyer (2008 vs. Hawaii; 2009 vs. Georgia). The Miami game marked the first time in that span that those four interceptions were grabbed by four different players. UF was the first team nationally to record four picks in back-to-back games since North Carolina did it on Nov. 14 and 21, 2009. In research dating back to 1996, it was the first time UF has accomplished the feat.

-Florida scored on an interception in back-to-back games for the third straight season (Miami, USF), also doing so in 2008 (LSU, Kentucky) and 2009 (Mississippi State, Georgia).

-After giving up six first downs, 96 yards and allowing the Bulls to go 4-for-4 on third-down conversions on USF's first drive, Florida held USF to 1-for-8 on third downs the rest of the game.

-Florida totaled 106 interception return yards vs. Miami, including a 67-yarder for a touchdown by Janoris Jenkins, the Gators' highest interception return total since rolling up 152 vs. Georgia in 2008.

-The Gators did not allow Miami to score a touchdown in four red zone trips and held the RedHawks to 4-of-15 on third-down conversions. In addition, Miami had a span of four first-half drives that resulted in three interceptions and one turnover on downs.

-The Gators brought back five usual starters from 2009, with Ahmad Black, Omar Hunter, Janoris Jenkins, A.J. Jones and Terron Sanders returning. In addition, Brandon Antwine, William Green, Brandon Hicks, Will Hill, Jaye Howard, Duke Lemmens, Lawrence Marsh and

DEFENSE (CONT.)

Justin Trattou also brought starting experience prior into 2010.

-Eight defensive players made their first career start this season: Jonathan Bostic (MLB), Jeremy Brown (CB), Jelani Jenkins (WLB), Moses Jenkins (CB), Josh Evans (FS), Cody Riggs (CB), Ronald Powell (SLB) and Sharrif Floyd (DT).

-No SEC defense has forced more tunovers since Urban Meyer became the Florida head coach. The Gators' 162 turnovers created is also tied for ninth in the country during that span.

Turnovers Forced (SEC - Since 2005)

1. Florida	167
2. Alabama	153
3. Arkansas	143
4. LSU	140

-Florida tied for fourth in the nation with four interception return touchdowns this season. Janoris Jenkins provided UF's first points of the 2010 season on a 67-yard return for a touchdown, and Justin Trattou added another against USF. Jeremy Brown got his first career pick-six against Kentucky, coming on a 52-yard return. Finally, Ahmad Black sealed UF's Outback Bowl win with an 80-yard pick-six.

-The Gators tied for the national lead and set a school record in interception return touchdowns in 2008 with five and had another three in 2009.

Interception Return Touchdowns (Nation - Since 2008)

1. Florida	12
2. North Carolina	10
Tennessee	10
Connecticut	10

-The Gators also rank near the top in interception return yards over that span, including a nation's-best 538 yards on 22 interceptions in 2010.

Interception Yards (Nation - Since 2008)

1. Florida	1,264
2. North Carolina	1,262
3. Boston College.....	1,086

-Below is a look at UF's rush defense under Coach Meyer:

Year	YPG	SEC/Nat'l
2005	94.9	4/10
2006	72.5	1/5
2007	103.3	1/10
2008	105.4	4/15
2009	99.8	2/12
2010	130.6	5/31
Past 6 Years.....	100.9.....	2/6

-Florida's record under Coach Meyer when:

Holding an opponent to 16 points or less	42-1
Shutting out an opponent in the fourth quarter	30-4
Holding an opponent to 35% or less on third down	39-3
Giving up two or less big plays (15-yard run/25-yard pass).....	39-3
Defense scores or creates three turnovers	34-3

DEFENSIVE LINE



DE Justin Trattou

-Florida held four of its opponents in 2010 under 100 yards rushing.

-Against Tennessee, Kentucky and LSU, Florida's opponent came into the game with the league's leading rusher. After facing the Gators, none of them remained atop the SEC rankings.

-Terron Sanders scored his first career touchdown against Vanderbilt, taking a fumble 45 yards for the touchdown. That marked the longest fumble return by a UF player since Keiwan Ratliff's 77-yard return vs. FSU on Nov. 29, 2003.

-The Gators limited Vanderbilt to 1.2 yards per rush, while no Appalachian State player rushed for more than 31 yards.

-Justin Trattou tallied a career-high nine tackles in back-to-back games against LSU and Mississippi State and added eight against Georgia. He had a team-high nine tackles for loss during SEC play.

-Trattou and Jaye Howard tied for the team lead with 12 tackles for loss, while Duke Lemmens led the Gators with four sacks. Trattou also leads the defensive line with 57 tackles.

-Randall Cobb came into the Kentucky game averaging 12 yards per carry and only tallied three yards on two carries against UF.

-The Gators allowed Tennessee 29 rushing yards on 23 carries (0.9 avg.), the fifth-lowest total in the Meyer Era.

-In his first two games of the season, Alabama's Mark Ingram averaged 154 rushing yards per game, while the Gators held him to 47 yards on 12 carries (3.9 avg.). Trent Richardson was averaging 89 yards per game and managed 63 against UF.

-Trattou recorded his first career touchdown this season, returning an interception 35 yards for a score in the third quarter of UF's win over USF.

-Lemmens led the team with a career-high eight tackles against Alabama.

-UF limited Miami University to four yards rushing on 22 carries for an average of 0.2 yards per carry. It's the lowest output allowed since Tennessee posted -11 in 2008.

-Howard earned his first multiple-sack performance in the season opener with two vs. Miami, totaling 2.5 tackles for loss with five total tackles.

-True freshman Sharrif Floyd saw significant time in the defensive line rotation as the season progressed, making his first career start in the Outback Bowl against Penn State. Floyd had 23 tackles, including eight for loss. Floyd had a team-best 2.5 tackles for loss against Vanderbilt.

-Earl Okine recorded his first career sack against Kentucky, while William Green picked up his first of the season and second career sack vs. Appalachian State.

LINEBACKERS

-Jelani Jenkins posted a career-high 11 tackles against South Carolina. He had 76 tackles on the season, second-highest on the team, with five tackles for loss and two sacks.

-Jenkins recorded his first career fumble recovery against Georgia, setting up one of UF's second-quarter touchdowns.

-Jenkins recorded his first career interception against LSU, returning it 47 yards to the LSU 17-yard line and setting up Florida's first touchdown.

-Jenkins' first career sack came against Tennessee for a loss of 10 yards and backed the Vols up to their one-yard line, ultimately leading to a UT punt. He added his second against South Carolina.

-A.J. Jones had 54 tackles, including six tackles for loss, one sack and three pass breakups this season, while Brandon Hicks has 38 tackles and three sacks.

-Hicks recorded his first career interception in the final game of his career, returning the pick 14 yards to set up Florida's go-ahead touchdown in the Outback Bowl vs. Penn State.

-Hicks tied career highs with seven tackles and one forced fumble against Appalachian State.

-Bostic had three interceptions this season, tied for No. 6 in the nation among linebackers.

-All three of Bostic's interceptions came in UF territory, including a pick in the end zone against Tennessee.

-Bostic led Florida with eight tackles against the Vols, the second time in his career he has done so (Charleston Southern, 2009). He has 37 tackles and 1.5 sacks this season.


-Bostic (middle linebacker) and Jenkins (weaksie linebacker) made their first career starts in the season opener.

-True freshman Ronald Powell made his first career start vs. Appalachian State, filling in for A.J. Jones (hamstring) at strongside linebacker. Powell made the most of the opportunity, leading the Gators with a career-high nine tackles (six solo), including one for loss.

-Powell totaled 25 tackles, three tackles for loss, one sack and two pass breakups this season.

-Duke Lemmens started at strongside linebacker against Tennessee after appearing at the position for a handful of snaps against USF. The shift suited Lemmens, who totaled one sack, two quarterback hurries and five tackles against UT. Lemmens again started at the position in the Outback Bowl vs. Penn State.

-Hicks tallied six tackles and 1.5 sacks and a quarterback hurry against Tennessee, his first multi-sack game since Florida State in 2009.



LB Jelani Jenkins

SECONDARY

-Florida had 22 interceptions in 2010, tied for fourth in the nation, nine of which have been returned for 30-plus yards, including four touchdowns, which also tied for fourth in the country.



CB Janoris Jenkins

-Janoris Jenkins held the trio of South Carolina's Alshon Jeffery, Georgia's A.J. Green and Alabama's Julio Jones to an average of 4.7 receptions for 38 yards with one combined touchdown between the three. In their other games, that trio averaged 102.5 yards on 6.3 receptions and combined for 24 touchdowns.

-UF led the nation with 538 interception return yards in 2010.

-Florida held five opponents this season (USF, Mississippi State, Georgia, Vanderbilt, Penn State) below a 50 percent completion rate.

-Ahmad Black recorded two multi-interception games in 2010 (USF, Penn State) and finished his career with three (Hawaii, 2008).

-Black led the team with 108 tackles, five interceptions, three forced fumbles and two fumble recoveries. The senior also has 11 tackles for loss, a sack and five pass breakups.

-Cody Riggs and Moses Jenkins both recorded their first career interceptions in the Outback Bowl.

-Will Hill posted a pair of crucial interceptions in the win over Georgia, marking UF's second individual multi-interception game of the season.

-Hill picked off Aaron Murray's overtime pass and returned it 89 yards, the second-longest interception return in the nation this season. His 102 interception return yards make him one of two players in the nation to exceed 100 interception return yards in a game this season.

-Hill came up just shy of a game-winning pick-six on that 89-yard return, but allowed Florida to win the game with a field goal on its ensuing possession. That return was tied for the longest by a UF player in research back to 1996 (Tony George vs. Tennessee, 1997).

-In addition to his two interceptions against Georgia, Hill also picked off a pass in the end zone on a two-point attempt that is not added in official statistics.

-Josh Evans grabbed his first career interception against Vanderbilt and returned it 36 yards.

-Jenkins' 67-yard interception return in the season opener was the sixth-longest by UF since 1996 and the longest by a Gator since Joe Haden's 88-yarder vs. Georgia in 2008. It was also the longest interception return of the opening weekend of the college football season.

-Black has led the team in tackles six times this season, tallying a career-best 16 vs. South Carolina, 13 against LSU, 12 vs. Miami and Georgia, 10 in the Mississippi State game and eight against USF.

-Black recorded his second career sack in the Georgia game, forcing a fumble in the process to set up one of UF's second-quarter touchdowns.

-Jeremy Brown, making his first career appearance after two years of battling a back injury, has recorded an interception in three games this season, including his first career pick-six on a 52-yard interception return against Kentucky.

SECONDARY (CONT.)

-Black is the SEC's career leader among active players in interceptions and interception return yards, while Janoris Jenkins is tied for fourth in interceptions. Nationally, Black is tied for fourth in career interceptions and is second in interception return yards among active players. Black is also tied for fourth on UF's all-time interceptions list.

Career Interceptions (SEC - Active Players)

1. **Ahmad Black (UF)** 13
2. Mark Barron (Alabama)..... 10
3. Corey Broomfield (Miss. St.) 9
4. **Janoris Jenkins (UF)** 8
- Casey Hayward (Vanderbilt) 8
- Robert Lester (Alabama)..... 8

Career Interception Return Yards (SEC - Active Players)

1. **Ahmad Black (UF)** 362
2. Patrick Peterson (LSU) 171
3. Johnthan Banks (Miss. St.)..... 169
4. Corey Broomfield (Miss. St.) 158
5. **Will Hill (UF)**..... 155

Career Interceptions (UF History)

1. Fred Weary (1994-97)..... 15
2. Teako Brown (1995-98)..... 14
- Will White (1989-92)..... 14
4. **Ahmad Black (2007-10)**..... 13
- Bruce Bennett (1963-65) 13

-The Gator defense has had 19 interception returns of 30 or more yards since 2008, including nine in 2010, with 14 total coming from the secondary:

Will Hill	vs. Georgia ('10)	89
Joe Haden	vs. Georgia ('08)	88
Ahmad Black.....	vs. Penn State ('10)	80
Ahmad Black.....	vs. Hawaii ('08)	80
Janoris Jenkins	vs. Miami Univ. ('10)	67
Ahmad Black.....	vs. Georgia ('08)	64
Justin Trattou	at South Carolina ('09).....	53
Jeremy Brown.....	vs. Kentucky ('10)	52
Brandon Spikes.....	vs. LSU ('08).....	52
Ahmad Black.....	vs. Penn State ('10)	49
Jelani Jenkins.....	vs. LSU ('10).....	47
Brandon Spikes.....	vs. FIU ('09).....	41
Ahmad Black.....	vs. Kentucky ('08)	40
Ahmad Black.....	vs. Miami Univ. ('10)	40
Josh Evans.....	at Vanderbilt ('10).....	36
Justin Trattou	vs. USF ('10).....	35
Major Wright	at Kentucky ('09).....	33
Major Wright	vs. Hawaii ('08)	32
Will Hill	vs. South Carolina ('08)	30

-Despite losing two members to the NFL Draft (Joe Haden and Major Wright), the UF secondary had a strong veteran presence with safeties Ahmad Black and Will Hill returning along with cornerback Janoris Jenkins. Black and Jenkins had combined for 51 career starts heading into 2010.

SPECIAL TEAMS

-PUNTING-

-Chas Henry became the first punter in UF history to win the Ray Guy Award as the nation's top punter.

-Henry helped the Gators to the No. 2 net punting average in the nation at 40.9 yards. He finished the season with a 45.1 punting average, the best single-season mark in UF history. Henry also wraps up his career with the No. 2 career punting average in program history at 43.0.

Punting Average (Single Season - UF History)


1. **Chas Henry (2010)..... 45.1**
2. Bobby Joe Green (1959).....44.9
3. Eric Wilbur (2003).....44.8

Punting Average (Career - UF History)

1. Ray Criswell (1982-85).....44.9
2. **Chas Henry (2007-present)... 43.0**
3. Eric Wilbur (2003-06).....42.9

-Two of the 10 longest punts in school history were by Henry this season (75 yards vs. Alabama; 67 yards vs. Mississippi State). Overall, Henry owns three punts on that top 10 list, the only player with that many.

-Henry had a streak of six consecutive games with at least one punt of 57 yards beginning vs. Kentucky.



P Chas Henry

-Pressed into field goal kicking duties, Henry knocked home the game-winning 37-yard field goal in overtime against Georgia. It was the second game-winning field goal for UF under Urban Meyer (Caleb Sturgis vs. Arkansas, 2009) and the first to come on the game's final play since Arden Czyzewski vs. LSU in 1989 (see chart below).

-Henry has posted four punts of 60-plus yards this season. He has had five games in 2010 in which he had multiple punts of 50-plus yards.

-Both the 62.3 average and the 75-yard punt vs. Alabama were the best single-game marks by any player under Urban Meyer.

-Henry booted two field goals against Alabama, hitting from 39 and 21 yards. They were the first field goal attempts of his collegiate career.

GAME-WINNING FIELD GOALS IN UF HISTORY					
Name	Date	Opp.	Distance	Time	Final
Chas Henry	10/30/10	Georgia	37	OT	34-31
Caleb Sturgis	1/17/09	Arkansas	27	:09	23-20
Matt Leach	11/1/03	Georgia	33	:33	16-13
Arden Czyzewski	10/7/89	LSU	41	:00	16-13
Brian Clark	11/15/80	Kentucky	34	N/A	17-15
Wayne Barfield	11/11/67	Georgia	31	N/A	17-16
Steve Spurrier	10/29/66	Auburn	40	2:12	30-27
Bob Lyle	9/26/64	Miss. State	41	:00	16-13
Billy Cash	10/22/60	LSU	35	N/A	13-10

SPECIAL TEAMS (CONT.)

-Since 1996, no player in the nation has recorded a better single-game punting average (min. two punts) than Henry's 62.3-yard average against Alabama while also converting multiple field goals in the same game.

-Henry punted 33 times last season for a 43.4 average. Only three punts were returned for positive yards (21 yards allowed), and 15 landed inside the 20. Henry booted eight of 50-plus yards. In 12 of 14 games, the Gators allowed zero punt return yards.

-RETURN GAME-

-Andre Debose recorded an 88-yard kickoff return for a touchdown against LSU. It marked the first for UF since Brandon James took one back in the 2009 season opener against Charleston Southern. Debose became the second freshman in UF history to have a kickoff return for a touchdown, joining Bo Carroll, who accomplished the feat in 1997.

-Debose then took the opening kickoff vs. South Carolina back for a 99-yard touchdown, setting a UF single-season record with his second kickoff return for a touchdown and is the only freshman nationally and one of five players overall with two in 2010. He has also tied the school career record (Bo Carroll, Stacey Simmons).

-Debose tied the UF single-game record with 159 kickoff return yards vs. South Carolina (Tony Lomack, vs. Kentucky, Nov. 18, 1989). Debose's 154 vs. LSU marked the third-highest single-game total in UF history. Chris Rainey totaled 148 vs. Georgia, which is the fourth-highest in team history.

-Florida is the only school in the nation that has had five different players return a kickoff 45 or more yards, with Andre Debose, Jeff Demps, Mike Gillislee, Solomon Patton and Chris Rainey all doing so.



WR Andre Debose

-Florida ranks No. 3 nationally and No. 1 in the SEC in kickoff returns with a 26.4 average. Debose leads the SEC and is fifth nationally (No. 1 among freshmen) with a 29.3 average.

-Prior to Urban Meyer becoming head coach at UF in 2005, the Gators had not had a kickoff return for a touchdown since 1999. Florida has three in the last two seasons, tied for second in the SEC (Georgia, 4; Vanderbilt, 3) and tied for seventh nationally over that span.

-Florida is tied for second in the SEC with six combined punt and kickoff return touchdowns since 2007.

-Mike Gillislee had two kickoff returns for 65 yards vs. Miami, with a long of 50. Jeff Demps then had two for 95 yards with a long of 54 against USE. They became the seventh and eighth UF players since 1996 to return a kickoff for over 50 yards.

SPECIAL TEAMS (CONT.)



WR Solomon Patton

-BLOCKED KICKS-

-UF led the SEC with four blocked kicks (three punts, one field goal), the fourth time in the past five years that the Gators have paced the league in that category.

-Omar Hunter got the first blocked kick of the 2010 season for Florida, knocking down a 35-yard field goal

attempt by Kentucky's Craig McIntosh in the fourth quarter, which set up a UF touchdown drive.

-Chris Rainey then blocked two punts against Vanderbilt. The first gave UF the ball at Vandy's three-yard line and set up the Gators' first touchdown. The second was returned 42 yards by Solomon Patton for a touchdown. It was Patton's first career touchdown.

-Rainey was responsible for four consecutive UF punt blocks with blocks against Kentucky and Mississippi State in 2009. Two of them have been returned for a touchdown, as Rainey took his '09 block against Kentucky 23 yards for a touchdown.

-Rainey's four career punt blocks are the most by any Gator under Meyer. They also tie the school record for blocked kicks in a career. Rainey now shares the record with Tim Paulk (1987-91), Sam McCorkle (1992-95) and Carlos Dunlap (2007-09).

-Patton recorded his first career punt block in the second quarter of the Outback Bowl. Defensive end Lerentee McCray scooped up the ball and took it 27 yards for the touchdown, the first of his career.

-Since Urban Meyer became a head coach in 2001, only two schools have more blocked kicks than his teams.

Blocked Kicks (nation - since 2001)

1. Texas 60
2. Fresno State..... 58
3. **Meyer-Coached Teams..... 51**

-FAKE PUNTS-

-Under Meyer, the Gators successfully converted eight of 10 fake punt attempts into first downs. Against Tennessee this season, Omarius Hines rushed for 36 yards on a third-quarter fourth-and-six situation. The drive culminated in Florida's go-ahead touchdown.

Date	Opponent	Converted
10/1/05	at Alabama	Everett, 32-yard reverse
10/29/05	vs. Georgia	Wilbur, 20-yard run
1/2/06	vs. Iowa	Latsko, five-yard run
12/2/06	vs. Arkansas	Cornelius, 17-yard run
1/1/07	vs. Michigan	Henry to Hernandez, 15-yard pass
8/30/08	vs. Hawaii	Henry, 17-yard run
10/4/08	at Arkansas	James, 10-yard run
9/18/10	at Tennessee	Hines, 36-yard run

-FAMILY TRADITION-

-John Crofoot debuted against Alabama as the holder on Henry's field goals. Crofoot is the fourth member of his family to be a special-teamer at an SEC school, following his brothers Clayton (Auburn), Chas (Auburn) and Ike (South Carolina).

GATORS IN THE SWAMP

-ON THE FIELD-

-Florida's .880 (117-16) winning percentage at Ben Hill Griffin Stadium at Florida Field since 1990 ranks No. 1 in the nation.

Best Home Winning Percentage (nation - since 1990)

1. **Florida..... 117-16..... .880**
2. Nebraska 124-18873
3. Florida State..... 101-17-1853
4. Kansas State 113-22-1835
5. Texas A&M 104-28-1786

-Here is how the Gators' record breaks down at home since 1990:

Overall	117-16
SEC.....	62-12
SEC East	38-3
SEC West	24-9
Non-Conference.....	55-4
Top-25 Teams	23-12
Top-10 Teams	12-6
Top-5 Teams.....	9-4
Unranked Teams	92-4
At Night (6 p.m. or later).....	38-7

-Since 1990, Florida has outscored its opponents by a combined 5,410 to 2,034 at home, putting the average outcome at 40.7 to 15.3 in favor of the Gators and making the average outcome a 25.4-point win.

-The Gators had two significant winning streaks at The Swamp in the 1990s: a 23-game streak from 1990-93 and a 30-game streak from 1994-99. In 126 home games from 1990-2009, UF scored 31 or more points 89 times and held its opponent to 14 or less points 70 times.

-IN THE STANDS-

-The Gators sold out all season tickets for the 31st consecutive season after averaging a school-record 90,635 last season.

-Florida broke its single-game attendance record last season, drawing 90,907 to The Swamp for the Nov. 28 showdown against Florida State. It marked the largest crowd ever to watch a football game in the state of Florida. The state has hosted 14 Super Bowls, three BCS national title games and has featured 18 bowl games that included a team that went on to win at least a share of the national title.

-The Gators have ranked among the nation's top-15 schools in average home attendance in each of the last 28 years (1982-2009) and have ranked among the top nine in each of the last 19 years (1991-2009).

-In addition, UF set a school attendance record during the 2008 season, averaging 90,544 per game, which ranked ninth in the nation. That broke the previous standard, set in 2006 when the Gators averaged 90,409.

-Florida also maintains a current streak of 137 consecutive home sell-outs dating back to the 1989 season. That ranks fourth in the nation for current consecutive sellouts.

1. Nebraska.....311
2. Notre Dame220
3. Michigan 167
4. **Florida 137**

-The largest crowd for a home opener at The Swamp was 90,707 in UF's 2005 win over Wyoming in Urban Meyer's first game as head coach of the Gators. The 2009 opener (90,621) was the second-largest.

UF'S LEGENDARY STATUS

-NATION'S ELITE-

-No other school has captured a national title while facing the nation's toughest schedule. According to NCAA statistics, Florida has done so twice, in 1996 and 2006, and also won the 2008 title facing the second-toughest schedule in the country.

-UF is the only school to claim three national championships in the past 13 years. The Gators have also played in the national championship game four times in the past 14 years.

-Florida is one of only two schools in the nation with three quarterbacks to win the Heisman Trophy and one of two schools nationally to have multiple Heisman winners since 1996.

-The Gators won at least nine games for a period of 12 consecutive years (1990-2001), something only three schools in major college history have done and no other SEC school has done.

<i>January Bowl Appearances (since 1993)</i>	
1. Florida	17
2. Florida State	15
Ohio State	15
4. Michigan	13
Tennessee	13
6. Penn State	12
7. Nebraska	10

-Florida became one of six schools in major college history to win 100 games during a decade, producing a 102-22-1 record in the 1990s. UF again reached that benchmark in the 2000s, going 100-30.

-UF is the only school in modern major college history to score 500 or more points for a period of four straight years (1993-96).

-Florida is one of two schools to have a player selected in the first round on the NFL Draft for nine consecutive years, with a Gator being tabbed each year from 1983-91 (Miami, 14 years, 1995-2008).

-UF is one of only four schools in the nation to have multiple recipients of the Campbell Trophy (formerly the Draddy Trophy), which is presented by the National Football Foundation and College Hall of Fame to the nation's top football scholar-athlete.

-No other school in the nation can boast a Heisman Trophy recipient who also received the Campbell Trophy (formerly the Draddy). Danny Wuerffel accomplished both in 1996, while Tim Tebow earned the Heisman in 2007 and the Campbell in 2009.

-SEC ELITE-

-Florida is the only SEC school to have three Heisman Trophy winners: Steve Spurrier (1966), Danny Wuerffel (1996) and Tim Tebow (2007).

-No other SEC school has won at least 10 games for a period of six consecutive years (1993-98), something only three schools in major college history have done.

-The Gators are the only SEC team to rank in the top 15 of the final polls for 12 straight years, and only four have done it in major college football history.

-The Gators have the best league record over a 100-SEC-game span, going 87-13 in SEC play from the beginning of the 1990 season through the seventh conference game of 2001.

-Florida is only one of two schools in SEC history to claim four league championships in a row (1993-96).

-Florida has played in 10 of the 19 SEC Championship Games that have been held, winning seven.

TITLE CENTRAL

-Florida is the only school in the nation to win three outright national titles since 1990. The 2006 and 2008 national championships were decided in the BCS National Championship Game, and Florida was the unanimous pick in all four major polls in 1996. Nebraska has also won three national titles in that time frame (1994, 1995, 1997), but the 1997 title was split with Michigan.

National Titles (since 1990)

Team	Years	Titles
Florida	1996, 2006, 2008	3
Nebraska	1994, 1995, 1997*	3
Alabama	1992, 2009	2
Florida State	1993, 1999	2
LSU	2003*, 2007	2
Miami (Fla.)	1991*, 2001	2
Southern Cal	2003*, 2004	2
Nine tied	1

*Split title

-In addition to their national standing, the Gators have also asserted themselves in the Southeastern Conference. Since the SEC Championship Game was instituted in 1992, UF has won more SEC titles than any other school.

SEC Championship Game Wins

Florida	7
Alabama/LSU	3
Auburn/Georgia/Tennessee	2

SEC Championship Game Appearances

Florida	10
Alabama	7
Tennessee	5
Auburn/LSU	4
Arkansas/Georgia	3
Ole Miss/South Carolina	1

COLLEGE LEADERS SINCE 1990

Wins

1. Florida	209
2. Florida State	202
3. Nebraska	201
4. Miami (Fla.)	188
5. Tennessee	186

Top-10 Finishes

1. Florida	12
2. Florida State	11
3. Michigan	8
Nebraska	8
5. Tennessee	7

Top-15 Finishes

1. Florida	16
2. Florida State	13
Tennessee	13
4. Miami (Fla.)	12
Michigan	12
6. Penn State	11
7. Nebraska	10

GATORS IN THE NFL DRAFT

-FIRST-ROUND PROMINENCE-

-The Gators have had 42 players selected in the opening round of the NFL Draft: nine running backs, nine defensive linemen, six wide receivers, five offensive linemen, five defensive backs, four linebackers and four quarterbacks.

-UF is one of four schools in the nation to have a first-round pick in each of the last four drafts. Florida has had a player drafted in the first round in 11 of the last 14 years and 20 of the last 27.

-No other school has more first-round picks than UF over the last four NFL Drafts.

First-Round Draft Picks (2007-Present)

1. Florida	7
Southern Cal	7
3. LSU	6
Tennessee	6

-GATORS IN DEMAND-

-Florida has had 26 players selected in the NFL Draft under head coach Urban Meyer and led the nation in players drafted with nine selections each in 2007 and 2010.

-Florida has led the nation in players drafted on five occasions all-time. In addition to 2007 and 2010, UF paced the nation with 10 selections in 1978 and shared for the lead with eight choices in 1999 and 2003.

-UF had at least 40 players chosen in the NFL Draft for the decades of 1950, 1970, 1980 and 1990. Florida had 50 selections from 2000-09, setting a school record for draft choices in a decade. The Gators got off to a quick start in the new decade with nine selections in the 2010 draft.

-Florida has had a combined six wide receivers and tight ends drafted since 2008, most in the nation during that time.

Combined WR/TE Drafted (Nation - 2008-Present)

1. Florida	6
2. Oklahoma	5
3. California	4
LSU	4
Missouri	4

-A Florida receiver has been drafted in 15 of the last 17 years, and 20 Gator wideouts have been selected during that stretch. In all, there have been 34 UF wide receivers selected in the draft.

Wide Receivers Drafted (2006-Present)

Florida	7
LSU	7
Ohio State	6
Southern Cal	4
Florida State	2
Miami	1
Georgia	1
Tennessee	1

-The Gators have had eight defensive linemen selected since 2006, including four in 2007 and two in 2010.

Refer to pp. 27-33 of the 2010 Florida Guide for further notes and charts regarding Florida Gators in the NFL and the NFL Draft.

Most Players Selected in the 2010 NFL Draft

1. Florida	9
2. Alabama	7
Oklahoma	7
Southern Cal	7
5. Iowa	6
LSU	6
Penn State	6
Tennessee	6
Texas	6
Utah	6

-WHAT THEY ARE SAYING-

"It's going to be a challenge, of course, but I'm ready for everything. I'm just so blessed and honored too, because when I was at Florida, I played against Andre Caldwell, Louis Murphy and Percy Harvin every day in practice. So playing versus those dudes definitely got me ready for the next level. I think just being able to play against that type of talent will just transfer over and help the transition a whole lot easier."

-Joe Haden, Cleveland Browns and former UF cornerback on preparing for his first NFL game

SEC IN THE NFL DRAFT

-The SEC has led or tied for the lead for the most selections in an NFL Draft in 11 of the last 13 years, including the last four drafts.

-The SEC had at least five players taken in every round of the 2010 NFL Draft. The league had eight players taken in rounds two, three and five; seven selected in round one and four; six in round seven; and five in round six.

-Since conference expansion in 1992, the SEC has had 114 players taken in the first round of the NFL Draft, an average of 6.3 per year.

-The SEC has had five picks in the top 20 of the first round four years in a row (2007-10).

-Since 2004, the SEC has had 32 players taken in the first 18 picks of the first round.

-In the last eight NFL Drafts, 11 of 12 SEC teams had at least one player go in the top 11 of the first round.

-Since 1990, the SEC has had 782 players selected in the NFL Draft, more than any other conference. The SEC has also produced the No. 1 pick in five of the past 13 NFL Drafts.

2010 NFL Draft Picks By Conference

SEC	49
Big Ten	34
ACC	31
Big 12	30
Pac-10	29

GATORS' PRO SUCCESS

-THE 2010 ROOKIE CLASS-

-Maurkice Pouncey was the lone offensive rookie selected for the 2010 Pro Bowl roster. Pouncey started every game for the Steelers, becoming the first Steeler rookie lineman since Frank Varrichione in 1955 to accomplish either of those feats.

-With Pouncey's Pro Bowl selection, Florida becomes the only school in the nation that has had a rookie earn that honor in each of the past two seasons. Percy Harvin also garnered that recognition following his 2009 rookie campaign with the Minnesota Vikings.

-Joe Haden, the NFL Defensive Rookie of the Month for November, finished second among rookies with six interceptions. He became the first Browns rookie since 1959 (former Gator Bernie Parrish) to pick off a pass in three consecutive games and the first Cleveland player to do so since Eric Turner in 1994.

-Jermaine Cunningham (11), Aaron Hernandez (seven) and Brandon Spikes (eight) combined to start 26 games for the New England Patriots, who finished with a NFL-best 14-2 record and the No. 1 seed in the AFC Playoffs. Cunningham tied for the rookie lead in forced fumbles, while Hernandez finished third among NFL rookies in receiving yards and tied for third in receiving touchdowns.

-Tim Tebow finished the season second among NFL rookies with six rushing touchdowns for the Broncos and first in yards per carry (min. 40 carries).

-Carlos Dunlap set a Bengals rookie record with 9.5 sacks, which was just a half sack behind rookie leader Ndamukong Suh.

-HISTORY OF SUCCESS-

-Florida has seen 20 former players go on to appear in the NFL's Pro Bowl. Of those, 12 made multiple appearances in the all-star showcase. This season, Steelers center Maurkice Pouncey was the lone offensive rookie to earn the honor.

-A Gator has earned a Pro Bowl berth in 32 of the past 36 NFL seasons, including 12 of the past 13 and a streak of 11 consecutive Pro Bowls from 1986-96.

-At least one former UF player has appeared in the Super Bowl 27 times. Four Gators have appeared in the big game on two occasions (Super Bowls XXX and XLI).

-Thirteen former Gators have combined to win 20 Super Bowl rings. Don Chandler, Wilber Marshall and Max Starks have each won two, and Emmitt Smith and Godfrey Miles each claimed three.

-Florida is one of two schools (Pitt) that has two players --Emmitt Smith and Fred Taylor -- on the top-15 list of the NFL's all-time top rushers.

-Percy Harvin earned Offensive Rookie of the Year for his performance with the Minnesota Vikings in 2009. He then led the team in all major receiving and kickoff return categories in 2010.



NFL GATORS


The following 37 former Gators appeared in the NFL during the 2010 season:

DE Alex Brown..... New Orleans	WR David Nelson..... Buffalo
WR Andre Caldwell..... Cincinnati	S Reggie Nelson..... Cincinnati
G Cooper Carlisle.....Oakland	OL Mike Peterson..... Atlanta
WR Riley Cooper..... Philadelphia	C Maurkice Pouncey.....Pittsburgh
LB Channing Crowder..... Miami	CB Keiwan Ratliff..... Cincinnati
DE Jermaine Cunningham..... N.E.	CB Lito Sheppard..... Minnesota
LB Andra Davis..... Buffalo	LB Brandon Siler..... San Diego
DE Carlos Dunlap..... Cincinnati	LB Brandon Spikes.. New England
WR Jabar Gaffney..... Denver	T Max Starks.....Pittsburgh
RB Earnest Graham.....Tampa Bay	RB Fred Taylor..... New England
QB Rex Grossman..... Washington	QB Tim Tebow..... Denver
CB Joe Haden..... Cleveland	DL Marcus Thomas..... Denver
DE Derrick Harvey.... Jacksonville	DL Gerard Warren.. New England
WR Percy Harvin..... Minnesota	S Major Wright..... Chicago
TE Aaron Hernandez..... N.E.	RB DeShawn Wynn.. New Orleans
KR Brandon James.... Indianapolis	
FB Billy Latsko..... San Diego	
DE Bobby McCray..... N.O./Philly	
DE Ray McDonald..San Francisco	
DE Jeremy Mincey..... Jacksonville	
LB Jarvis Moss.....Oakland	
WR Louis Murphy.....Oakland	

-PRO FOOTBALL HALL OF FAME-

The University of Florida is the only school in the Southeastern Conference to have two inductees into the NFL Hall of Fame since 2001.

Former Gator running back Emmitt Smith was inducted into the Pro Football Hall of Fame in Canton, Ohio, on Aug. 7, 2010, following Gator great Jack Youngblood into the elite fraternity.



Emmitt Smith

Smith was a three-time All-American at UF from 1987-89. He established 58 school records in three seasons, including a career rushing mark of 3,928. Following his junior season with the Gators, Smith was a first-round selection in the 1990 NFL Draft by the Dallas Cowboys. He finished his career with 18,355 rushing yards and 164 rushing touchdowns, both of which are NFL records.

Youngblood, regarded as the best defensive end in UF history, became the first Gator enshrined in the Pro Football Hall of Fame in 2001. He was named to the All-SEC team of the decade for the 1970s and was the Most Outstanding Player at the 1971 Senior Bowl. He went on to be a five-time All-Pro player for the Los Angeles Rams. Youngblood appeared in a Rams' record 201 consecutive games and only missed one game in his 14 seasons, that one coming in his final season in 1984.

HEAD COACH URBAN MEYER

Having completed his sixth season at the University of Florida, Urban Meyer guided the Gators to a pair of national championships, two Southeastern Conference championships and posted the best regular-season SEC record (36-12) during the last six years and a 65-15 mark overall (.813).



Meyer, who is in his 25th year coaching, including 10 as a head coach, was the first coach ever to win two BCS National Championships and the first coach in the history of the SEC to win two outright National Titles. Florida has been ranked in 90 polls under Coach Meyer, including 62 weeks in the top 10.

A three-time national Coach of the Year, Meyer's career record stands at 104-23, and his .819 winning percentage is No. 1 nationally among active coaches with at least five years of coaching experience coming into the 2010 season. In college football history, only five coaches have reached 100 victories in fewer games than Urban Meyer, who reached the milestone in just 118 games. Meyer reached the milestone faster than anyone since Bud Wilkinson (1957) and did so quicker than any other SEC coach. He was named "Coach of the Decade" by *Sporting News*.

He owns a 58-7 (.892) record at home in his career, including 36-5 (.878) in The Swamp. Few are better at getting a team ready to play, as Meyer compiled a 33-3 (.917) record when having more than a week to prepare for a game (season openers, bowl games and coming off a bye week).

In 2008, Meyer accomplished the unprecedented feat of knocking off the BCS No. 1-ranked team in consecutive games, downing Alabama in the SEC Championship Game before dispatching Oklahoma in the BCS National Championship Game. Add in the 2007 BCS National Championship Game victory over Ohio State, and Meyer is the only coach to have defeated three BCS No. 1-ranked teams in his career.

Head Coaching Record

Year	School	Record	Conference		Final Poll*
			Record	Final	
2001	Bowling Green	8-3	5-3		NR
2002	Bowling Green	9-3	6-2		NR
2003	Utah	10-2	6-1^		21/21
2004	Utah	12-0	7-0^		4/5/3
2005	Florida	9-3	5-3		12/16
2006	Florida	13-1	7-1^		1/1
2007	Florida	9-4	5-3		13/16
2008	Florida	13-1	7-1^		1/1
2009	Florida	13-1	8-0		3/3
2010	Florida	8-5	4-4		--

Totals: 10th Year 104-23 (.819) 60-18 (.769)

^Conference Champion; *Polls listed are AP/Coaches'/Sports Illustrated

Top Winning Percentage of Active Coaches (Minimum 5 Years Leading into 2010)

Coach	School	Record	Winning Pct.
1. Urban Meyer	Florida	104-23	.819
2. Bob Stoops	Oklahoma	129-31	.806
3. Gary Patterson	TCU	98-28	.778
4. Jim Tressel	Ohio State	241-79-2	.752
5. Joe Paterno	Penn State	401-135-3	.747
6. Brian Kelly	Notre Dame	179-62-2	.741
7. Kyle Whittingham	Utah	57-20	.740
8. Mark Richt	Georgia	96-34	.738
9. Bobby Petrino	Arkansas	64-24	.727
Bronco Mendenhall	BYU	56-21	.727

SEC Winning Percentage (Career - Min. 5 Years)

1. Robert Neyland	Tennessee	62-15-5	.787
2. Frank Thomas	Alabama	59-16-6	.765
3. Paul Bryant	Alabama/Kentucky	159-46-9	.764
4. Urban Meyer	Florida	38-13*	.745
5. Nick Saban	Alabama/LSU	56-20*	.737

*Includes SEC Championship Game

DID YOU KNOW?

MAKING A DIFFERENCE: Meyer is co-chair, along with basketball head coach Billy Donovan, of a campus charge to raise \$50 million for UF's Florida Opportunity Scholars Program. Meyer has committed \$1 million to the cause over the life of his recently-signed six-year contract. The program was created by UF President Bernie Machen to provide financial assistance to first-generation, financially disadvantaged students working toward a bachelor's degree. Today, there are 771 Scholars attending UF, and over \$3.6 million have been awarded through the program.

GATOR BAIT: Meyer holds a 17-2 record against traditional rivals Tennessee, Georgia, Florida State and Miami (Fla.). He is the only coach in school history to open his career with six straight wins over Tennessee and five over Florida State.

SPECIAL TEAMS NOT JUST A NAME: Meyer-coached teams blocked 51 kicks, including 34 punts, 14 field goals and three extra points. In 2008, the Gators blocked a school-record nine kicks, tied for the most by one of Meyer's teams (Utah, 2004). Florida blocked four kicks in 2010, as Omar Hunter batted down a field goal try against Kentucky, Chris Rainey blocked a pair of punts against Vanderbilt and Solomon Patton blocked a Penn State punt in the Outback Bowl.

THE ROAD TO THE DRAFT: There have been 26 Gators selected in the NFL Draft under Meyer, including seven first-round picks. No team in the nation had more players selected than Florida's nine in 2007 and 2010.

ACADEMIC EMPHASIS: During Meyer's tenure, 86 football players have graduated from the University of Florida with nine more slated to graduate on Dec. 7, and 131 players have been named to the SEC Academic Honor Roll, including a league-record 37 in 2008. Florida's APR was 971 in the May 2010 report by the NCAA, placing them in the 80th-90th percentile within the sport and well above football's Division I average of 947.

BEST OF THE BEST: Meyer is one of two active coaches to win a pair of outright national championships (2006 and 2008), coach a Heisman Trophy winner (Tim Tebow) and coach a first-overall draft pick in the NFL Draft (Alex Smith).

FASTEST TO 50

-Since the SEC's inception in 1933, no coach began his SEC career faster than Urban Meyer. With last year's win vs. Arkansas, Meyer collected his 50th win as an SEC head coach, reaching that mark in just 59 games. That tied Frank Thomas of Alabama for the fastest to achieve 50 wins as an SEC head coach.

Fastest to 50 Wins as an SEC Coach (since 1933)

Urban Meyer (UF)	59
Frank Thomas (Alabama)	59
Gene Stallings (Alabama)	60
Phillip Fulmer (Tennessee)	61
Mark Richt (Georgia)	62
Steve Spurrier (Florida)	63
Allyn McKeen (Mississippi State)	63

THE URBAN MEYER FILE

- 25 years collegiate coaching experience (Florida, Ohio State, Illinois State, Colorado State, Notre Dame, Bowling Green, Utah)
 - The 2011 Outback Bowl was his 15th bowl game (all as a coach)

PERSONAL

Birthdate: July 10, 1964
Hometown: Ashtabula, Ohio
Alma Mater: Cincinnati (1986); Ohio State (1988)
Family: Wife, Shelley; children, Nicole, Gigi, Nathan

-COACHING EXPERIENCE-

Florida	
2005-10	Head Coach
Utah	
2003-04	Head Coach
Bowling Green	
2001-02	Head Coach
Notre Dame	
1996-2000	Wide Receivers
Colorado State	
1990-95	Wide Receivers
Illinois State	
1989	Quarterbacks/Wide Receivers
Illinois State	
1988	Outside Linebackers
Ohio State	
1987	Receivers (Grad. Assistant)
Ohio State	
1986	Tight Ends (Grad. Assistant)

-PLAYING EXPERIENCE-

Lettered as a defensive back at the University of Cincinnati...A 13th-round pick in the 1982 Major League Baseball June Amateur Draft as a shortstop...Played two years in the Atlanta Braves' organization.

2010 GATOR COACHING STAFF

Steve Addazio.....	Associate Head Coach, Offensive Coordinator/Offensive Line
Teryl Austin.....	Defensive Coordinator/Cornerbacks
Zach Azzanni.....	Passing Game Coordinator/Wide Receivers
Stan Drayton.....	Running Backs/Recruiting Coordinator
D.J. Durkin.....	Linebackers/Special Teams Coordinator
*Chuck Heater.....	Co-Defensive Coordinator/Safeties
*Scot Loeffler.....	Quarterbacks
Anthony Weaver.....	Defensive Line
Brian White.....	Tight Ends/Fullbacks
* - In coaches' booth on game day	

UF YEAR-BY-YEAR STATS UNDER MEYER

	2006	2007	2008	2009	2010
Points/PPG	416/29.7	552/42.5	611/43.6	502/35.9	388/29.8
First Downs	285	305	306	314	247
First Downs Rushing	117	153	154	158	108
First Downs Passing	152	141	129	142	122
Rushing Yards	2,240	2,602	3,236	3,105	2,165
Avg. Per Rush	4.7	5.3	5.9	5.6	4.3
TDs Rushing	24	39	42	30	31
Avg. Rush Yds./Game	160.0	200.2	231.1	221.8	166.5
Passing Yardage	3,305	3,341	2,995	3,305	2,396
Comp.-Att.-Int.	255-399-14	240-361-6	211-329-5	249-364-5	230-381-12
Avg. Pass Yds./Game	236.1	257.0	213.9	236.1	184.3
Passing TDs	29	32	33	28	12
Total Offense	5,545	5,943	6,231	6,410	4,561
Avg. Per Play	6.3	7.0	7.1	7.0	5.2
Avg. Per Game	396.1	457.2	445.1	457.9	350.8

ELITE RANKINGS

Along with his outstanding winning track record, Meyer has led the Gators to many impressive statistical achievements that rank among the top both in the SEC and in the nation. Below is a list of categories in which the Gators have ranked in both the SEC's top two and the NCAA's top 25 for each of the past five seasons:

Year	Category	Stat	SEC Rank	Nat'l rank
2009	Passing Efficiency	167.3	1	1
	Pass Defense	152.8 ypg	1	2
	Sacks	40	1	T-4
	Kickoff Returns	26.4	1	5
	Total Offense	457.9 ypg	1	6
	3rd Down Conv.	.492	1	7
	First Downs	314	1	14
	Punting	41.03 avg.	2	2
	Total Defense	252.6 ypg	2	4
	Scoring Defense	12.4 ppg	2	4
	Pass Efficiency Defense	96.1	2	6
	Opp. 3rd Down Conv.	.299	T-2	T-6
	Scoring Offense	35.9 ppg	2	10
	Rushing Offense	221.8 ypg	2	10
	Rushing Defense	99.8 ypg	2	12
	4th Down Conv.	.647	2	21
	2008	Field Goal Pct.	.923	1
Turnover Margin		+1.57	1	2
Pass Efficiency Defense		96.7	1	3
Red Zone Defense		.692	1	3
Passing Efficiency		170.7	1	4
Scoring Offense		43.6 ppg	1	4
Scoring Defense		12.9 ppg	1	4
Punting		38.1 avg.	1	8
3rd Down Conv.		.516	1	8
Rushing Offense		231.1 ypg	1	10
Opp. 4th Down Conv.		.333	1	T-13
Total Offense		445.1 ypg	1	15
First Downs		306	1	25
Red Zone Offense	.912	2	9	
4th Down Conv.	.688	2	12	
Sacks	34	2	T-18	
Sacks Allowed	16	2	T-24	
2007	Passing Efficiency	170.2	1	2
	Scoring Offense	42.5 ppg	1	3
	Punt Returns	15.1 avg.	1	7
	Net Punting	38.7 avg.	1	9
	Rushing Defense	103.3 ypg	1	10
	Total Offense	457.2 ypg	1	14
	Sacks Allowed	1.0/game	2	T-5
2006	Rushing Defense	72.5 ypg	1	5
	Pass Efficiency Defense	98.3	2	4
	Total Defense	255.4 ypg	2	6
	Scoring Defense	13.5 ppg	2	6
	Net Punting	37.7 avg.	2	12
	Total Offense	396.1 ypg	2	19
Scoring Offense	29.7 ppg	2	23	
2005	Turnover Margin	+1.50	1	3

URBAN MEYER SUPERLATIVES

-TEAM GAME HIGHS-

Points..... 72, Ohio (10/5/02)
 First Downs 37, Ohio (10/5/02)
 Rushes 58, Kent State (10/6/01)
 Yards Rushing 394, The Citadel (11/22/08)
 Yards Per Rush .. 11.2, Chas. Southern (9/5/09)
 TD Rushes 6, Appalachian State (11/20/10)
 The Citadel (11/22/08)
 Pass Attempts 53, at Northwestern (11/17/01)
 Northern Illinois (11/9/02)
 Pass Comp. 36 at Northwestern (11/17/01)
 Yards Passing..... 482 vs. Cincinnati (1/1/10)
 Yards Per Pass..... 21.4, Tennessee, (9/15/07)
 TD Passes 5, FIU (11/21/09)
 Troy (9/12/09)
 Ohio (10/05/02)
 Eastern Michigan (11/23/02)
 at San Diego State (10/30/04)
 Total Plays 100, vs. Kent State (10/06/01)
 Total Offense 705, The Citadel (11/22/08)
 Yards Per Play 11.9, The Citadel (11/22/08)
 Sacks By 9, Pittsburgh (1/01/05)
 Penalties..... 14, at Ole Miss (9/22/07)
 LSU (10/7/06)
 Penalty Yards .. 130, Colorado State (11/06/04)
 Turnovers ... 5 at Western Michigan (10/13/01)
 Interceptions By 5 vs. Penn State (1/1/11)
 Punts 10 at LSU (10/15/05)
 Fumbles 9 at Texas A&M (9/6/03)
 Fumbles Lost 4 vs. Arkansas (10/17/09)
 Forced Fumbles 8, at Vanderbilt (11/6/10)
 Fumbles Recovered 4, Kent State (10/6/01)
 Toledo (11/23/01)
 at Colorado State (9/27/03)
 at Southern Miss (12/31/03)
 Time of Possession 43:34,
 vs. Kent State (10/6/01)
 Points, First Quarter 31 points
 9/26/09, at Kentucky W (41-7)
 Points, Second Quarter 35 points
 9/24/05, at Kentucky W (49-28)
 Points, Third Quarter 28 points
 8/30/08 vs. Hawaii W (56-10)
 Points, Fourth Quarter 29 points
 11/17/01 at Northwestern W (43-42)
 Points, Half 49 points
 9/24/05 at Kentucky W (49-28)
 9/8/07 vs. Troy W (59-31)
 11/22/08 vs. The Citadel W (70-19)
 Points, First Half 49 points
 9/24/05 at Kentucky W (49-28)
 9/8/07 vs. Troy W (59-31)
 Points, Second Half 35 points
 10/5/02 vs. Ohio W (72-21)
 11/23/02 vs. Eastern Michigan W (63-21)
 11/1/08 vs. Georgia W (49-10)

-INDIVIDUAL GAME HIGHS-

Rushes 36, Brandon Warfield
 at Texas A&M (9/6/03)
 Yards Rushing 181, Brandon Warfield
 at Texas A&M (9/6/03)
 TD Rushes 5, Trey Burton
 vs. Kentucky (9/25/10)
 Tim Tebow at South Carolina (11/10/07)
 Long Rush 92, Steve Savoy
 vs. BYU (11/20/04)
 Pass Attempts 52, Josh Harris
 vs. Northern Illinois (11/9/02)
 Pass Completions 32, Chris Leak
 vs. Vanderbilt (11/5/05)
 Yards Passing..... 482, Tim Tebow
 vs. Cincinnati (1/1/10)
 TD Passes 5, Alex Smith
 at San Diego State (10/30/04)
 Long Pass 80, Tim Tebow
 vs. Cincinnati (1/1/10)
 Chris Leak vs. Louisiana Tech (9/10/05)
 Receptions 15, Paris Warren
 vs. Pittsburgh (1/1/05)
 Yards Receiving 215, Robert Redd
 at Marshall (9/29/01)
 TD Receptions 3, Robert Redd vs. Ohio
 (10/5/02)
 Paris Warren vs. Colorado State (11/6/04)
 Chad Jackson vs. Wyoming (9/3/05)
 Riley Cooper vs. Western Carolina (11/18/06)
 Long Reception 80, Riley Cooper
 vs. Cincinnati (1/1/10)
 Chad Jackson vs. Louisiana Tech (9/10/05)
 Field Goals 3, Chas Henry
 vs. Penn State (1/11/11)
 Caleb Sturgis at Mississippi State (10/24/09),
 vs. Arkansas (10/17/09) & Tenn. (9/19/09)
 Jonathan Phillips at Tennessee (9/20/08) &
 vs. LSU (10/11/08)
 Chris Hetland vs. Tennessee (9/18/05)
 David Carroll at San Diego State (10/30/04)
 Long Field Goal 56, Caleb Sturgis
 vs. Georgia (10/31/09)
 Punts 10, Eric Wilbur
 at LSU (10/15/05)
 Punting Average 62.3, Chas Henry
 at Alabama (10/2/10)
 Long Punt 75, Chas Henry
 at Alabama (10/2/10)
 Long Punt Return 83, Brandon James
 vs. Tennessee (9/15/07)
 Long Kickoff Return 90, Morgan Scalley
 vs. UNLV (10/23/04)
 Tackles 18, Chris Haneline
 at Northwestern (11/17/01)
 Sacks 3, 7x, last by Carlos Dunlap
 at Mississippi State (10/24/09)
 Tackles For Loss 4, Jermaine Cunningham
 vs. Arkansas (10/17/09)
 Brandon Spikes vs. Auburn (9/29/07)
 Interceptions 2, 14x, last by Ahmad Black
 vs. Penn State (1/11/11)

MEYER IN THE POLLS AT UF

DATE	AP	COACHES'	BCS	HAR
Preseason '05	10	11	NP	
Week 1	10	10	NP	
Week 2	6	7	NP	
Week 3	5	5	NP	
Week 4	5	5	NP	4
Week 5	13	15	NP	15
Week 6	11	13	NP	12
Week 7	18	19	20	19
Week 8	16	18	19	17
Week 9	13	15	16	15
Week 10	12	12	13	13
Week 11	20	20	22	20
Week 12	19	19	23	19
Week 13	17	18	17	18
Week 14	16	18	17	17
2005 Final	12	16	NP	NP
Preseason '06	7	8	NP	NP
Week 1	7	7	NP	NP
Week 2	7	6	NP	NP
Week 3	5	5	NP	NP
Week 4	5	5	NP	6
Week 5	5	5	NP	5
Week 6	2	3	NP	3
Week 7	9	10	6	9
Week 8	9	8	6	9
Week 9	7	7	4	7
Week 10	6	6	4	6
Week 11	3	3	4	4
Week 12	4	4	4	4
Week 13	4	4	4	4
Week 14	2	2	2	2
2006 Final	1	1	NP	NP
Preseason '07	6	3	NP	NP
Week 1	4	3	NP	NP
Week 2	5	3	NP	NP
Week 3	3	3	NP	NP
Week 4	4	3	NP	4
Week 5	9	7	NP	8
Week 6	13	14	NP	13
Week 7	14	14	15	14
Week 8	T-9	11	11	9
Week 9	18	17	20	16
Week 10	17	18	15	17
Week 11	14	14	12	14
Week 12	12	12	14	13
Week 13	10	11	10	11
Week 14	9	12	12	10
2007 Final	13	16	NP	NP
Preseason '08	5	5	NP	NP
Week 1	5	5	NP	NP
Week 2	4	4	NP	NP
Week 3	4	4	NP	NP
Week 4	4	4	NP	NP
Week 5	12	13	NP	11
Week 6	11	12	NP	11
Week 7	5	7	NP	6
Week 8	5	7	10	6
Week 9	5	7	8	6
Week 10	4	5	5	4
Week 11	3	3	4	3
Week 12	3	3	4	3
Week 13	2	3	4	2
Week 14	2	4	4	2
Week 15	1	2	2	1
2008 Final	1	1	NP	NP
Preseason '09	1	1	NP	NP
Week 1	1	1	NP	NP
Week 2	1	1	NP	NP
Week 3	1	1	NP	NP
Week 4	1	1	NP	NP
Week 5	1	1	NP	1
Week 6	1	1	NP	1
Week 7	1	1	NP	1
Week 8	2	1	1	1
Week 9	1	1	1	1
Week 10	1	1	1	1
Week 11	1	1	1	1
Week 12	1	1	1	1
Week 13	1	1	1	1
Week 14	1	1	1	1
Week 15	5	5	5	5
2009 Final	3	3	NP	NP
Preseason '10	4	3	NP	NP
Week 2	8	6	NP	NP
Week 3	10	7	NP	NP
Week 4	9	8	NP	NP
Week 5	7	7	NP	NP
Week 6	14	12	NP	NP
Week 7	22	22	NP	22
Week 8	NR	NR	NR	RV
Week 9	RV	NR	NR	RV
Week 10	RV	RV	NR	RV
Week 11	24	24	22	23
Week 12	NR	NR	NR	RV
Week 13	RV	RV	NR	RV
Week 14	NR	NR	NR	NR
Week 15	NR	NR	NR	NR
2010 Final	NR	NR	NP	NP
NP - No Poll				

AT A GLANCE

The Gator assistant coaches boast 186 years of combined coaching experience, including 165 at the collegiate level, 11 years in the NFL and 10 in high school football (including Dan McCarney, recently hired as head coach at North Texas).

Florida's coaching staff saw four additions this season. Zach Azzanni joined the Gators as wide receivers coach prior to their Sugar Bowl victory at the conclusion of the 2009 season. Teryl Austin, Stan Drayton and D.J. Durkin all joined UF's staff during the offseason.

All of the newcomers take on a coordinator role, with Austin overseeing the defense, Azzanni serving as passing game coordinator, Durkin handling special teams and Drayton stepping in as recruiting coordinator.

STEVE ADDAZIO

**ASSOCIATE HEAD COACH,
OFFENSIVE COORDINATOR/OFFENSIVE LINE**



A 25-year veteran of the coaching ranks, Steve Addazio is in his sixth season at the University of Florida, where he adds associate head coach to his duties in his second season as offensive coordinator while continuing to instruct the offensive line. In his first year overseeing the offense, UF led the SEC in total offense and finished second in rushing offense, passing offense and scoring offense. Florida was the only team nationally to both rush and pass for over 3,000 yards.

TERYL AUSTIN

DEFENSIVE COORDINATOR/CORNERBACKS



Teryl Austin brings 19 years of coaching experience, including 12 at the collegiate level and seven in the NFL, to the Gators. Austin helped guide both the Seattle Seahawks and Arizona Cardinals to an NFC Championship and Super Bowl appearance. In Arizona's run to the Super Bowl, Austin helped first-round draft pick Dominique Rodgers-Cromartie pick a team-best four passes, plus another two in the postseason. In 2004, three Seahawks recorded five or more interceptions for just the second time in team history.

ZACH AZZANNI

PASSING GAME COORDINATOR/WIDE RECEIVERS



Joining the UF staff in December 2009, prior to the team's Sugar Bowl victory over Cincinnati, Zach Azzanni came from a successful three-year stint at Central Michigan. Azzanni helped the Chippewas to three January bowls and two Mid-American Conference championships from 2007-09 after being part of CMU's 1994 MAC championship squad as a wide receiver. He helped Antonio Brown and Bryan Anderson each garner All-MAC honors three straight years (2007-09), including two first-team appearances for each.

STAN DRAYTON

RECRUITING COORDINATOR/RUNNING BACKS



Stan Drayton rejoins the Florida staff after his prior 2005-07 stint in Gainesville, coaching running backs while also serving as recruiting coordinator. Drayton was part of the UF staff that won the 2006 national championship. Drayton previously coached Brain Westbrook to the 2001 Walter Payton Award while at Villanova and helped Jerious Norwood to one of the most successful seasons by a running back in Mississippi State history.

-IN THE BOOTH-

Chuck Heater (safeties) and Scot Loeffler (quarterbacks) coached from the booth on game days, along with Justin Frye (offensive graduate assistant) and Anthony Weaver (defensive graduate assistant).

D.J. DURKIN

LINEBACKERS/SPECIAL TEAMS COORDINATOR



After three seasons leading Stanford's defensive ends and special teams, D.J. Durkin joins the Gator staff to oversee linebackers and special teams. Durkin is the first special teams coordinator UF has had since Urban Meyer became head coach. Stanford ranked No. 11 in the nation in sacks per game in both 2007 and 2009. In 2009, he helped lead Stanford to a Pac-10-best 27.5.

CHUCK HEATER

CO-DEFENSIVE COORDINATOR/SAFETIES



A 34-year veteran of college coaching, including stints at Colorado, Notre Dame, Ohio State and Wisconsin, Chuck Heater is now in his sixth year at the University of Florida. He has coached in 23 bowl games during his career, including seven New Year's Day bowls and the 2007 and 2009 BCS National Championship Games, where Florida captured two national titles. Heater helped coach the 2008 Gators to a school-record 26 interceptions.

SCOT LOEFFLER

QUARTERBACKS



Scot Loeffler enters his second season on the UF staff in 2010. Prior to coaching the 2008 season with the NFL's Detroit Lions, Loeffler spent six seasons (2002-07) as the University of Michigan's quarterbacks coach. During his tenure, Michigan quarterbacks threw for 142 touchdowns compared to just 44 interceptions. Quarterbacks he coached at Michigan, including an earlier stint as a graduate assistant, have appeared in over 200 NFL games and own a combined four Super Bowl rings.

DAN McCARNEY

ASSISTANT HEAD COACH DEFENSE/DEFENSIVE LINE



With 33 years of coaching experience, Dan McCarney enters his third year with the Gators. He was an instrumental part of the 2009 Gator defense that allowed 12.4 points per game, fourth-lowest in the nation. He saw two of his players selected in the second round of the 2010 NFL Draft. McCarney is the longest-serving and winningest head coach in the history of the Iowa State program and led the Cyclones to their first-ever bowl victory.

BRIAN WHITE

TIGHT ENDS



Brian White enters his second year at UF holding 24 years of collegiate coaching experience. The 2004 winner of the American Football Coaches Association (AFCA) Division I Assistant Coach of the Year, White has tutored a Heisman Trophy Winner (Ron Dayne) and five NFL Draft picks during his career. White holds a bachelor's degree from Harvard and master's degrees from Fordham and Notre Dame.

GARY BEEMER (VALRICO, FLA.)

SEC Academic Honor Roll
Rudy Award Nominee

AHMAD BLACK (LAKELAND, FLA.)

Outback Bowl Most Valuable Player
Under Armour Senior Bowl Selection
Phil Steele All-SEC First Team (S)
Rivals.com All-American First Team (SS)
AP All-American Second Team (S)
AP All-SEC First Team (S)
Coaches All-SEC First Team (DB)
SEC Football Community Service Team
Phil Steele Midseason All-American Fourth Team (S)
Phil Steele Midseason All-SEC First Team (S)
Bednarik Award Watch List (S)
NationalChamps.net Preseason All-America Honorable Mention (DB)
Preseason All-SEC First Team (media) (DB)
Phil Steele Preseason All-SEC Second Team (S)
SEC Coaches Preseason All-SEC Second Team (DB)

JOHN BRANTLEY (OCALA, FLA.)

Maxwell Award Watch List (QB)
Phil Steele Preseason All-SEC Third Team (QB)

ZACK BRUST (JACKSONVILLE, FLA.)

SEC Academic Honor Roll

TREY BURTON (VENICE, FLA.)

Coaches All-SEC Freshman Team (AP)
SEC Academic Honor Roll
SEC Freshman Player of the Week (Sept. 25)
SEC Freshman Player of the Week (Oct. 30)

ANDRE DEBOSE (SANFORD, FLA.)

Sporting News All-America All-Freshman Team (KR)
Coaches All-SEC Freshman Team (RS)
Phil Steele All-SEC First Team (WR)
College Football Performance Award (KR)

JEFF DEMPS (WINTER GARDEN, FLA.)

SEC Special Teams Player of the Week (Sept. 11)
Paul Hornung's Most Versatile Performances Weekly Award (Sept. 11)
Maxwell Award Watch List (RB)
AFC A Good Works Team Nominee
Doak Walker Award Candidate (RB)
SEC Coaches Preseason All-SEC Second Team (RB)
Phil Steele Preseason All-SEC Third Team (RB)
Hornung Award Watch List (RB)

JOHN FAIRBANKS (NEWPORT BEACH, CALIF.)

SEC Academic Honor Roll
Burlsworth Trophy Watch List (LS)

SHARRIF FLOYD (PHILADELPHIA, PA.)

Coaches All-SEC Freshman Team (DL)

CHRIS GUIDO (ALTAMONTE SPRINGS, FLA.)

SEC Academic Honor Roll

MARCUS GILBERT (FORT LAUDERDALE, FLA.)

Phil Steele All-SEC Third Team (OT)
Under Armour Senior Bowl Selection
Phil Steele Midseason All-SEC Second Team (OT)
Preseason All-SEC Second Team (media) (OL)

JON HALAPIO (ST. PETERSBURG, FLA.)

Sporting News All-America All-Freshman Team (OL)

FRANKIE HAMMOND JR. (HOLLYWOOD, FLA.)

SEC Academic Honor Roll

CODY HAMPTON (ST. PETERSBURG, FLA.)

SEC Academic Honor Roll

CHAS HENRY (DALLAS, GA.)

Ray Guy Award Winner
Under Armour Senior Bowl Selection
AP All-America First Team (P)
Scout.com All-America First Team
Rivals.com All-American First Team (P)
Sporting News All-America Team (P)
AP All-SEC First Team (P)
Coaches All-SEC First Team (P)
Phil Steele All-SEC First Team (P)
SEC Academic Honor Roll
SEC Special Teams Player of the Week (Oct. 30)
Phil Steele Midseason All-SEC First Team (P)
Phil Steele Midseason All-American Third Team (P)
Ray Guy Award Preseason Watch List (P)
Preseason All-SEC First Team (media) (P)
SEC Coaches Preseason All-SEC Second Team (P)
Phil Steele Preseason All-SEC Second Team (P)
Lindy's Football Preview Preseason All-America Second Team (P)
NationalChamps.net Preseason Third Team All-America (P)
Phil Steele Preseason All-America Fourth Team (P)
College Football Performance Award (P)

BRANDON HICKS (JACKSONVILLE, FLA.)

Preseason All-SEC First Team (media) (LB)

WILL HILL (WEST ORANGE, N.J.)

Jim Thorpe Award Preseason Watch List (S)
Phil Steele Preseason All-SEC First Team (S)
Preseason All-SEC First Team (media) (DB)
SEC Coaches Preseason All-SEC Second Team (DB)

JAYE HOWARD (APOPKA, FLA.)

Phil Steele All-SEC Third Team (OT)
SEC Defensive Line Player of the Week (Sept. 4)
Phil Steele Midseason All-SEC Second Team (DT)

OMAR HUNTER (BUFORD, GA.)

Outland Trophy Watch List
Phil Steele Preseason All-SEC Second Team (DT)

JANORIS JENKINS (PAHOKEE, FLA.)

Rivals.com All-American Third Team (CB)
AP All-SEC First Team (CB)
Coaches All-SEC Second Team (DB)
Phil Steele All-SEC Second Team (CB)
Jim Thorpe Defensive Back of the Week - Honorable Mention (Sept. 4)
Jim Thorpe Defensive Back of the Week - Honorable Mention (Sept. 25)
Phil Steele Midseason All-SEC Second Team (CB)
Bednarik Award Watch List (CB)
Bronko Nagurski Trophy Watch List
Jim Thorpe Award Preseason Watch List (CB)
Blue Ribbon Yearbook Preseason All-SEC (DB)
SEC Coaches Preseason All-SEC First Team (C)
Preseason All-SEC First Team (media) (DB)
Phil Steele Preseason All-SEC Second Team (CB)
Phil Steele Preseason All-America Fourth Team (CB)

JELANI JENKINS (OLNEY, MD.)

Phil Steele All-SEC Fourth Team (LB)
Coaches All-SEC Freshman Team (LB)
SEC Academic Honor Roll
SEC Freshman Player of the Week (Sept. 18)

CARL JOHNSON (DURHAM, N.C.)

Phil Steele All-SEC Third Team (OG)
 Phil Steele Midseason All-SEC Second Team (OG)
 Outland Trophy Watch List
 SEC Coaches Preseason All-SEC First Team (OL)
 Phil Steele Preseason All-SEC First Team (OG)
 Phil Steele Preseason All-America Third Team (G)
 Preseason All-SEC First Team (media) (OL)

A.J. JONES (TAMPA, FLA.)

Lott Trophy Watch List
 SEC Coaches Preseason All-SEC Second Team (LB)
 Phil Steele Preseason All-SEC Third Team (LB)

DUKE LEMMENS (WESTLAKE VILLAGE, CALIF.)

SEC Academic Honor Roll

DAVID LERNER (GAINESVILLE, FLA.)

SEC Academic Honor Roll

XAVIER NIXON (FAYETTEVILLE, N.C.)

Phil Steele Preseason All-SEC Third Team (OT)

MIKE POUNCEY (LAKELAND, FLA.)

Under Armour Senior Bowl Selection
 AP All-SEC Second Team (C)
 Phil Steele All-SEC Fourth Team (C)
 SEC Offensive Line Player of the Week (Sept. 11)
 Lombardi Award Watch List
 Rimington Trophy Watch List
 Outland Trophy Watch List
 Sporting News Preseason First-Team All-America (OL)
 NationalChamps.net Preseason First Team All-America (OL)
 Lindy's Football Preview Preseason All-America First Team (C)
 Phil Steele Preseason All-America Third Team (C)
 CBSSports.com Preseason All-America Second Team (C)
 NBCSports.com's 2010 preseason All-American Team (C)
 Blue Ribbon Yearbook Preseason All-SEC (OL)
 Phil Steele Preseason All-SEC First Team (C)
 Preseason All-SEC First Team (media) (C)
 SEC Coaches Preseason All-SEC First Team (C)
 Preseason All-Southern Pigskin.com Team

RONALD POWELL (MORENO VALLEY, CALIF.)

Coaches All-SEC Freshman Team (LB)

T.J. PRIDEMORE (GAINESVILLE, GA.)

SEC Academic Honor Roll

CHRIS RAINEY (LAKELAND, FLA.)

SEC Special Teams Player of the Week (Nov. 8)
 Hornung Award Watch List
 Preseason All-SEC First Team (media) (AP)
 SEC Coaches Preseason All-SEC Second Team (AP)
 Phil Steele Preseason All-SEC Third Team (PR)

SAM ROBEY (LOUISVILLE, KY.)

SEC Academic Honor Roll

MICHAEL ROSS (BOCA RATON, FLA.)

SEC Academic Honor Roll

MICHAEL ROSS (OCALA, FLA.)

SEC Academic Honor Roll

SHAWN SCHMIEDER (JACKSONVILLE, FLA.)

SEC Academic Honor Roll

WILLIAM STEINMANN (DAYTONA BEACH, FLA.)

SEC Academic Honor Roll

CALEB STURGIS (ST. AUGUSTINE, FLA.)

SEC Academic Honor Roll
 Lou Groza Award Watch List (K)
 Phil Steele Preseason All-SEC Second Team (K)
 SEC Coaches Preseason All-SEC Second Team (PK)

DEONTE THOMPSON (BELLE GLADE, FLA.)

Phil Steele Preseason All-SEC Third Team (WR)

JUSTIN TRATTOU (RAMSEY, N.J.)

Phil Steele All-SEC Third Team (DE)
 SEC Academic Honor Roll
 Preseason All-SEC First Team (media) (DL)
 Phil Steele Preseason All-SEC Fourth Team (DE)
 East-West Shrine Game selection

Updated: Feb. 11, 2011



**University of Florida Numerical Football Roster
As of November 29, 2010**

<u>#</u>	<u>NAME</u>	<u>POS</u>	<u>HT</u>	<u>WT</u>	<u>CL</u>	<u>EXP</u>	<u>HOMETOWN/HIGH SCHOOL/PREVIOUS SCHOOL</u>
1	Janoris Jenkins	CB	5-11	184	JR	2L	Pahokee/Pahokee
2	Jeff Demps	RB	5-8	190	JR	2L	Winter Garden/South Lake
3	Chris Rainey	RB/WR	5-9	178	RJR	2L	Lakeland/Lakeland
4	Andre Debose	WR	6-0	192	RFR	SQ	Sanford/Seminole
6	Jaye Howard	DT	6-3	302	RJR	2L	Apopka/Jones
6	Deonte Thompson	WR	5-11	203	RJR	2L	Belle Glade/Glades Central
7	Justin Williams	WR	6-1	205	RSR	3L	Folkston, Ga./Charlton County
7	Ronald Powell	LB	6-4	248	FR	HS	Moreno Valley, Calif./Rancho Verde
8	Trey Burton	QB	6-2	222	FR	HS	Venice/Venice Senior
8	Jeremy Brown	CB	5-10	184	RSO	SQ	Orlando/Boone
9	Carl Moore	WR	6-4	217	RSR	1L	Rancho Cordova, Calif./Cordova/Sierra CC
10	Will Hill	FS	6-1	207	JR	2L	West Orange, N.J./St. Peter's Preparatory
10	Tyler Murphy	QB	6-1	193	FR	HS	Wethersfield, Conn./Wethersfield
11	Jordan Reed	QB/TE	6-3	240	RFR	SQ	New London, Conn./New London
12	John Brantley	QB	6-3	220	RJR	2L	Ocala/Trinity Catholic
13	Dee Finley	LB	6-2	222	SO	1L	Auburn, Ala./Auburn
14	Chandler Carr	QB	5-11	206	FR	HS	Ponte Vedra Beach/Bolles
14	Jaylen Watkins	CB	5-11	183	FR	HS	Cape Coral/Cape Coral
16	A.J. Jones	LB	6-1	226	RSR	3L	Tampa/Middleton
16	Christian Provancha	QB	6-6	204	FR	HS	Cocoa/Cocoa Beach
17	Chas Henry	P	6-3	215	SR	3L	Dallas, Ga./East Paulding
19	Caleb Sturgis	K	5-10	192	JR	2L	St. Augustine/St. Augustine
20	Malcolm Jones	RB	5-9	176	FR	HS	Fleming Island/Fleming Island
21	Brenden Bice	S	6-2	189	JR	HS	Londonderry, N.H./Londonderry
21	Emmanuel Moody	RB	5-11	215	RSR	2L	Coppell, Texas/Coppell/Southern Cal
22	Matt Elam	SS	5-10	202	FR	HS	Palm Beach Gardens/ William T. Dwyer
23	Mike Gillislee	RB	5-11	198	SO	1L	DeLand/DeLand
23	Chris Martin	LB	6-4	240	RFR	TR	Aurora, Colo./Grandview
24	Josh Evans	FS	6-1	195	SO	1L	Irvington, N.J./Irvington
25	Gideon Ajagbe	LB	6-2	212	FR	HS	Coconut Grove/Ransom Everglades
26	Lorenzo Edwards	LB	6-1	240	SR	2L	Orlando/Edgewater
27	Chris Dunkley	WR	5-11	174	FR	HS	Pahokee/Pahokee
28	Deandre Goins	RB	5-11	176	FR	HS	Dunedin/Dunedin Senior High
29	Solomon Schoonover	WR	6-3	209	SR	HS	Aventura/Hillel Community School
29	Joshua Shaw	CB	6-0	191	FR	HS	Palmdale, Calif./Palmdale
31	Brian Biada	CB	5-8	170	RFR	SQ	Naples/Gulf Coast
31	Cody Riggs	CB	5-9	166	FR	HS	Fort Lauderdale/St. Thomas Aquinas
32	Gerald Christian	TE	6-3	240	FR	HS	Palm Beach Gardens/ William T. Dwyer
33	Mack Brown	RB	5-10	193	FR	HS	Lithonia, Ga./King
33	Eugene Minchin	LB	6-2	192	SR	TR	Gainesville/Florida Virtual School/Santa Fe CC
34	Tim Clark	S	5-10	193	RFR	SQ	Wellborn/Branford
34	Lerentee McCray	DE	6-2	245	RSO	1L	Ocala/Dunnellon
35	Ahmad Black	SS	5-9	190	SR	2L	Lakeland/Lakeland
36	Moses Jenkins	CB	6-2	188	RJR	3L	Coral Springs/Boyd H. Anderson
37	Ben Sams	LB	5-11	199	FR	HS	St. Petersburg/St. Petersburg
37	Brandon Sanders	CB	5-9	188	FR	HS	Ocala/Carver
38	Phillip Bellino	RB	5-10	195	FR	HS	Boca Raton/Pope John Paul II/Santa Fe CC
39	Newton Lizima	DB	6-0	178	JR	TR	Plantation/Plantation/Santa Fe CC
40	Brandon Hicks	LB	6-2	228	SR	3L	Jacksonville/Nathan Bedford Forrest
40	David Lerner	P	6-0	209	RSO	SQ	Gainesville/Buchholz
41	Miguel Carodine	S	5-10	210	RSR	SQ	Gainesville/P.K. Yonge
42	Eric Strack	K	5-10	167	RFR	SQ	Palm City/Martin County
42	Steven Wilks	FB	6-1	235	RJR	1L	Lakeland/Lakeland
43	Jelani Jenkins	LB	6-1	223	RFR	SQ	Olney, Md./Our Lady Good Counsel
44	Duke Lemmens	DE	6-3	250	SR	3L	Westlake Village, Calif./Oaks Christian
44	Jason Traylor	FB	5-10	233	JR	TR	West Melbourne/Melbourne/Brevard CC
45	Christian Estevez	LB	6-0	181	FR	HS	Palm City/Martin County
45	T.J. Pridemore	FB	6-1	247	RSO	1L	Gainesville, Ga./Buford
46	Drew Ferris	LS	6-0	207	FR	HS	Carlsbad, Calif./San Diego Jewish Academy
46	Michael Ross	FB	6-0	215	RSO	SQ	Boca Raton/West Boca Raton
47	Brandon Antwine	NT	6-0	290	RSR	3L	Garland, Texas/Garland
47	John Crofoot	K	5-11	150	RFR	SQ	Windemere/The First Academy
48	Neiron Ball	LB	6-2	222	FR	HS	Jackson, Ga./Jackson
49	Darrin Kitchens	LB	6-2	218	FR	HS	Homestead/Homestead

50	Cody Hampton	LS	5-11	220	RSO	SQ	St. Petersburg/Boca Ciega
50	Sam Robey	C	6-4	293	RSO	1L	Louisville, Ky./Trinity
51	Michael Taylor	LB	5-11	218	FR	HS	Atlanta, Ga./Westlake
52	Jonathan Bostic	LB	6-1	238	SO	1L	Wellington/Palm Beach Central
53	Scott Peek	LB	6-1	216	RSO	SQ	Tampa/Freedom
54	Christopher Guido	LS	6-2	230	RFR	SQ	Altamonte Springs/Lake Brantley
55	Mike Pouncey	C	6-4	310	SR	3L	Lakeland/Lakeland
57	Carl Johnson	G	6-5	355	RSR	3L	Durham, N.C./Southern
57	Samuel Johnson	DE	6-1	266	RSO	SQ	Eureka/Santa Fe CC
58	Nick Alajajian	C	6-4	295	RFR	SQ	Naples/Naples
58	Dominique Easley	DT	6-1	280	FR	HS	Staten Island, N.Y./Curtis
59	John Fairbanks	LS	6-4	284	RSR	2L	Celebration/Corona Del Mar
60	William Steinmann	T	6-5	272	JR	1L	Daytona Beach/Spruce Creek
61	Gary Beemer	DT	5-11	263	RSR	SQ	Valrico/Newsome
62	Tucker Blanton	T/G	6-6	340	FR	HS	Jacksonville/Providence
63	Cole Gilliam	G	6-4	315	RFR	SQ	Valrico/Durant
64	Kyle Koehne	T	6-5	300	RFR	SQ	Indianapolis, Ind./Cathedral
65	Glen Watson	DT	6-2	299	RSO	SQ	Pensacola/Escambia
66	James Wilson	G	6-3	315	RJR	2L	St. Augustine/Nease
67	Jon Halapio	T/G	6-3	312	RFR	SQ	St. Petersburg/St. Petersburg Catholic
68	Leon Orr	OL	6-4	315	FR	HS	New Port Richey/ Gulf
70	Shawn Schmieder	DT	6-4	275	RSR	SQ	Jacksonville/Bishop John J. Snyder
71	Matt Patchan	T	6-6	292	RSO	2L	Tampa/Armwood
72	Jonothan Harrison	G	6-3	300	RFR	SQ	Groveland/South Lake
73	Xavier Nixon	T	6-5	300	SO	1L	Fayetteville, N.C./Jack Britt
73	Sharrif Floyd	DT	6-3	301	FR	HS	Philadelphia, Penn./George Washington
74	Maurice Hurt	T/G	6-3	320	RSR	3L	Milledgeville, Ga./Baldwin
75	Chaz Green	T	6-6	289	FR	HS	Tampa/Tampa Catholic
76	Marcus Gilbert	T	6-5	320	RSR	3L	Fort Lauderdale/St. Thomas Aquinas
77	Ian Silberman	T	6-5	285	FR	HS	Orange Park/Fleming Island
78	David Young	G	6-4	304	RSO	1L	Edwardsville, Ill./Edwardsville
80	Desmond Parks	TE	6-5	244	RFR	SQ	Greer, S.C./Greer
81	Robert Clark	WR	5-8	175	FR	HS	Palm Beach Gardens/William T. Dwyer
82	Omarus Hines	WR	6-0	219	RSO	1L	Corsicana, Texas/Corsicana
83	Solomon Patton	WR	5-9	175	FR	HS	Mobile, Ala./ Murphy
84	Quinton Dunbar	WR	6-2	170	FR	HS	Miami/Booker T. Washington
85	Frankie Hammond	WR	5-11	178	RSO	1L	Hollywood/Hallandale
85	Lynden Trail	DE	6-7	217	FR	HS	Miami/Booker T. Washington
87	Josh Postell	WR	6-3	222	RSO	SQ	Atlanta, Ga./Therrell
88	Michael McFarland	TE	6-6	237	FR	HS	Tampa/Blake
89	Stephen Alli	WR	6-5	220	RFR	SQ	Andover, N.H./Proctor Academy
90	Lawrence Marsh	NT	6-5	290	RSR	3L	Augusta, Ga./Josey
91	Earl Okine	DE	6-7	282	RSO	SQ	Gainesville/Gainesville
92	Terron Sanders	DT	6-1	309	RSR	2L	Bradenton/Southeast
93	Kedric Johnson	DE	6-4	230	RFR	SQ	Palmetto/Palmetto
94	Justin Trattou	DE	6-4	255	SR	3L	Ramsey, N.J./Don Bosco Prep
95	Hygens Succes	LB	5-10	204	SO	HS	Palm Beach/Glades Central
95	Francisco Velez	WR	5-9	178	FR	HS	Ocala/Trinity Catholic
96	William Green	DE	6-4	252	JR	2L	Hoover, Ala./Spain Park
97	Brad Phillips	K	5-9	178	FR	HS	Gainesville/Buchholz
98	Zachary Brust	K	6-1	168	JR	HS	Jacksonville/Stanton College Prep
99	Omar Hunter	NT	6-0	307	RSO	1L	Buford, Ga./Buford

QUARTERBACKS

12 - JOHN BRANTLEY

**Junior (RS) • 6-3 • 220
Ocala, Fla. (Trinity Catholic)**

Career:

Games (starts): 30 (13)

• A redshirt junior who has thrown for 2,706 yards and 19 touchdowns as a Gator.

2010 Season:

Games (starts): 13 (13)

• Was 200-of-329 on the season with 2,061 yards, nine touchdowns, and a completion percentage of 60.8.

• Was 6-for 13 for 41 yards in the Outback Bowl against Penn State while being utilized on third-down conversions in Florida's three quarterback system.

• Went 6-of-12 for 52 yards at Florida State and threw a 20-yard touchdown pass to true freshman Robert Clark, while also starting at wide receiver for the first time in his career.

• Went 16-of-22 for 222 yards against Appalachian State, including his first career touchdown reception, a five-yard grab from Jordan Reed.

• Recorded a quarterback rating of 148.40 against Appalachian State, the second-highest of his career. His highest (171.04) was against Vanderbilt.

• The last time a starting quarterback had a receiving touchdown was in 1998, when Doug Johnson caught a 10-yard reception from wide receiver Travis McGriff against Georgia on October 31, 1998.

• Went 16-of-31 for 130 yards against South Carolina, including a 22-yard pass to Omarius Hines.

• Went 11-of-18 for 157 yards with two touchdowns against Vanderbilt, a 40-yard toss to Chris Rainey and a 39-yard pass to Frankie Hammond.

• Recorded two passing touchdowns against Vanderbilt after not having thrown for a touchdown in the four previous games.

• Went 16-of-25 for 193 yards against Georgia, helping lead Florida to 450 yards of total offense, the Gators' second-highest offensive showing of the season (at the time).

• Also averaged 8.1 yards per pass against the Bulldogs, the highest output of the season, and completed multiple passes to six different receivers.

• Recorded career highs in rushing attempts (nine), passing attempts (39), and tied his career high in completions (24) against Mississippi State.

• Went 24-of-39 for 210 yards against Mississippi State.

• Went 16-of-24 for 154 yards against LSU, including a career-long 51-yard pass to Carl Moore in the fourth quarter.

• Went 16-of-31 for 202 yards against Alabama, including a career-high eight rushing attempts.

• Had a streak of 156 passes without an interception until the game against Kentucky. His last interception previously was against Vanderbilt in 2008.

• Went 24-for-35 for 248 yards and a touchdown, an 11-yard pass to Trey Burton in the first quarter against Kentucky.

• Completed 14 of 23 passes for 167 yards and a touchdown at Tennessee, a seven-yard pass to Frankie Hammond, Jr. that gave the Gators a 17-10 lead.

• Completed 18 of 31 passes for 172 yards and two touchdowns versus USF.

• Completed 17 of 25 passes for 113 yards and two touchdowns in the season opener.

Prior To This Season:

• See page 94 of the 2010 Florida Media Guide.

JB Career Passing Statistics

Year	Att	Comp	Yds	Pct	Int	TDs	LG	P.Eff
2008	28	18	235	.64	1	3	38	163.00
2009	48	36	410	.75	0	7	33	194.88
2010	329	200	2,061	.61	10	9	51	116.36
Totals	405	254	2,706	.63	11	19	51	128.89

JB Career Rushing Statistics (* games)

Year	No.	Yds	Avg.	TDs	Long
2008 *9	9	8	0.9	0	9
2009 *8	13	67	5.2	0	23
2010 *13	52	-111	-2.1	0	12
Totals	74	-36	-0.5	0	23

JB Career Receiving Statistics (* games)

Year	No.	Yds	Avg.	TDs	Long
2010 *13	2	-5	-2.5	1	5
Totals	2	-5	-2.5	1	5

BRANTLEY'S CAREER HIGHS

- Passing Att.:** 39 (Mississippi State, 2010)
- Completions:** 24 (2x, last vs. Mississippi State, 2010)
- Longest Pass:** 51 (LSU, 2010)
- Passing Yards:** 248 (Kentucky, 2010)
- Passing TDs:** 3 (FIU, 2009)
- Interceptions:** 3 (Mississippi State, 2010)
- Rushing Attempts:** 9 (Mississippi State, 2010)
- Rushing Yards:** 40 (Charleston Southern, 2009)
- Rushing TDs:** None
- Longest Rush:** 23 (Charleston Southern, 2009)
- Receptions:** 1 (2x, last vs. Appalachian State, 2010)
- Receiving Yards:** 5 (Appalachian State, 2010)
- Receiving TDs:** 1 (Appalachian State, 2010)
- Longest Reception:** 5 (Appalachian State, 2010)

13 - TREY BURTON

**Freshman • 6-2 • 222
Venice, Fla. (Venice Senior)**

2010 Season:

Games (starts): 13 (11)

• Named to the 2010 SEC All-Freshman Team and

named SEC Freshman Player of the Week twice during the 2010 season.

• Had seen action at QB, FB, TE, WR and on special teams. Started three games each at FB and WR, two games each at HB and TE, and one game at QB.

• Had a team-high 11 rushing touchdowns on 75 carries and gained 349 yards (4.7 avg.).

• Led Florida with 12 total touchdowns and scored over a fourth of the team's TDs (12 out of 45).

• Started 11 of 13 games in which he appeared and was one of only four true freshmen to start this season.

• Led the nation in touchdowns scored in a single game with six against Kentucky.

• Tied for eighth in the SEC with 11 rushing touchdowns, along with Washaun Ealey (Ga.) and Tauren Poole (Tenn.).

• Ranked second on the Gators with 32 receptions for 210 yards (6.6 avg.) and one TD.

• Was third on the team in rushing, with 75 rushes for 349 yards (4.7 avg.) and 11 TD.

• Ranked third in Florida history for total freshman touchdowns in a season (14: Jabar Gaffney; 13: Emmitt Smith) and second in Gator history for total freshman rushing touchdowns in a season (13: Emmitt Smith).

• Recorded two rushes and two receptions for a combined 24 yards in the Outback Bowl against Penn State.

• Had nine carries for 31 yards and one reception for six yards against Florida State, while starting his first game at quarterback.

• Recorded eight rushes for 56 yards and a three-yard touchdown run, along with one reception for three yards against Appalachian State.

• Had three receptions for 29 yards against South Carolina, while also completing a career-long 15-yard pass to Jordan Reed.

• Had six carries for 30 yards against Vanderbilt.

• Scored two rushing touchdowns against Georgia, including a one-yard scamper in the first quarter to put the Gators up 21-7, and a career-high 51-yard breakaway run to put the Gators ahead, 31-24.

• Recorded career highs in carries (17) and rushing yards (110) against Georgia. Also had 35 receiving yards.

• Accounted for a career-high 145 all-purpose yards against the Bulldogs.

• Recorded then-career highs in rushing yards (43), longest rush (16), and tied his career high in receptions (five) against Mississippi State.

• Started at wide receiver against LSU and had nine rushes for a team-high 36 yards and a touchdown, and three receptions. Also had a then-career-long rush against the Tigers, with a 13-yard carry in the fourth quarter to convert a 3rd-and-1 into a first down.

• Started at wide receiver against Alabama and had four receptions for 33 yards, including a career-long 21-yard reception, and four carries against Alabama.

• Started at tight end against Kentucky and scored six touchdowns (5 rushing, 1 receiving), setting a new Florida record and becoming only the fourth player in SEC history to score 36 or more points.

Burton is now tied for second in SEC history with points scored in a single game. The last player in conference history to score six touchdowns was Cadillac Williams in the Auburn vs. Mississippi State game in 2003.

- The previous freshman record was 24 points, set by DeShawn Wynn against Florida A&M in 2003.
- Completed first career passing attempt, a 42-yard completion to Omarius Hines.
- Set new career highs in every possible category against Kentucky.
- Scored on six of 10 touches against Kentucky.
- Started at wide receiver against Tennessee and scored a rushing touchdown in the fourth quarter. Also played as a fullback, wide receiver, H-back and on the kickoff coverage team.
- Gained 12 total yards on two rushes and two receptions in the UF victory over USEF.
- With a two-yard rush against Miami University, became the first true freshman quarterback to score on opening day since 2007, when Cam Newton had a four-yard rush against Western Kentucky.
- Scored on his first snap at quarterback.

Prior To This Season:

- See page 132 of the 2010 Florida Media Guide.

TB Career Rushing Statistics (* games)

Year	No.	Yds	Avg.	TDs	Long
2010 *13	75	349	4.7	11	51
Totals	75	349	4.7	11	51

TB Career Receiving Statistics (* games)

Year	No.	Yds	Avg.	TDs	Long
2010 *13	32	210	6.6	1	21
Totals	32	210	6.6	1	21

TB Career Passing Statistics

Year	Att	Comp	Yds	Pct	Int	TDs	LG	P.Eff
2010	6	4	83	.67	1	0	42	149.53
Totals	6	4	83	.67	1	0	42	149.53

BURTON'S CAREER HIGHS

- Rushing Attempts:** 17 (Georgia, 2010)
- Rushing Yards:** 110 (Georgia, 2010)
- Rushing TDs:** 5 (Kentucky, 2010)
- Longest Rush:** 51 (Georgia, 2010)
- Receptions:** 5 (3x, last vs. Georgia, 2010)
- Receiving Yards:** 37 (Kentucky, 2010)
- Receiving TDs:** 1 (Kentucky, 2010)
- Longest Reception:** 21 (Alabama, 2010)
- Longest Pass:** 15 (South Carolina, 2010)
- All-Purpose Yards:** 145 (Georgia, 2010)

14 - CHANDLER CARR

**Freshman • 5-11 • 206
Ponte Vedra Beach, Fla. (Bolles)**

2010 Season:

Games (starts): 0 (0)

- Did not see action in the 2010 season.

Prior To This Season:

- See www.GatorZone.com

CC Career Passing Statistics

Year	Att	Comp	Yds	Pct	Int	TDs	LG	P.Eff
2010	-	-	-	--	0	0	0	
Totals	-	-	-	--	0	0	0	--

16 - TYLER MURPHY

**Freshman • 6-1 • 193
Wethersfield, Conn. (Wethersfield)**

2010 Season:

Games (starts): 0 (0)

- Did not see action in the 2010 season.

Prior To This Season:

- See page 133 of the 2010 Florida Media Guide.

TM Career Passing Statistics

Year	Att	Comp	Yds	Pct	Int	TDs	LG	P.Eff
2010	-	-	-	--	0	0	0	
Totals	-	-	-	--	0	0	0	--

16 - CHRISTIAN PROVANCHA

**Freshman • 6-6 • 204
Cocoa, Fla. (Cocoa Beach)**

2010 Season:

Games (starts): 0 (0)

- Did not see action in the 2010 season.

Prior To This Season:

- See www.GatorZone.com

CP Career Passing Statistics

Year	Att	Comp	Yds	Pct	Int	TDs	LG	P.Eff
2010	-	-	-	--	0	0	0	
Totals	-	-	-	--	0	0	0	--

RUNNING BACKS

38- PHILLIP BELLINO

Freshman • 5-11 • 195

Boca Raton, Fla.

(Pope John Paul II/Santa Fe College)

2009 Season:

Games (starts): 0 (0)

- Dressed in just two games this season (USF and Mississippi State).

Prior To This Season:

- See www.GatorZone.com

PB Career Rushing Statistics (* games)

Year	No.	Yds	Avg.	TDs	Long
2010 *0	0	0	--	0	0
Totals	0	0	--	0	0

33- MACK BROWN

Freshman • 5-10 • 193

Lithonia, Ga. (King)

2009 Season:

Games (starts): 2 (0)

- Did not dress in the 2011 Outback Bowl victory against Penn State.
- Dressed for all but one game (FSU) during the regular season, appearing in two, including time at running back and special teams.
- Saw playing time in the win over Kentucky, while recording a tackle on special teams.
- Ran for 23 yards on his first three career carries (7.7 average) in the win vs. USF.

Prior To This Season:

- See page 132 of the 2010 Florida Media Guide

MB Career Rushing Statistics (* games)

Year	No.	Yds	Avg.	TDs	Long
2010 *3	3	23	7.7	0	13
Totals	3	23	7.7	0	13

BROWN'S CAREER HIGHS

Rushing Attempts: 3 (USF, 2010)

Rushing Yards: 23 (USF, 2010)

Rushing TDs: none

Longest Rush: 13 (USF, 2010)

#2 - JEFF DEMPS

Junior • 5-8 • 190

Winter Garden, Fla. (South Lake)

Career:

Games (starts): 39 (22)

- Since 1996, has twice as many 60-plus yard career rushes (four) than any other Gator.

• Led the team in 2010 with 551 rushing yards on a team-best 92 carries (team-high 50.1 yards per game).

• Ranked fifth in the nation in 2009 with 7.5 yards per carry avg. and finished second on the Gator squad, first among running backs, this season with 745 rushing yards and seven touchdowns.

• Gained 605 rushing yards on 78 carries and seven touchdowns and was one of only 11 players in the country to have both a rushing and receiving touchdown of over 60 yards in 2008.

2010 Season:

Games (starts): 11 (5)

• One of only nine players in the country in 2010 with a rush of over 70 yards and a kick return of over 50 yards.

• Led the team in 2010 with 551 rushing yards on a team-best 92 carries (team-high 50.1 yards per game).

• Had a team-high 927 all-purpose yards, while catching a running back-high 18 receptions for 116 yards (6.4 average).

• Returned eight kickoffs for 260 yards for a 32.5-yard average, with a long of 54 yards against USF, including three kick returns of over 40 yards.

• Named SEC Special Teams Player of the Week for his performance against USF.

• Saw action in the final four regular-season games after not playing in the road victory against Vanderbilt.

• Ran three times for 20 yards and caught two passes for five yards in the 2011 Outback Bowl victory over Penn State.

• Carried nine times for 44 yards on the road at FSU.

• Carried twice for -1 yard vs. South Carolina, while recording no stats vs. Appalachian State.

• Ran for 38 yards and a touchdown on nine carries in the win over Georgia, while also catching two passes for 43 yards, including a team-high 40-yard pass.

• Snapped his streak of 33-straight games played to start his career by missing the LSU game, but ran for 36 yards on five carries the following week vs. Mississippi State.

• Ran for a team-high 47 yards on 11 carries in a start against Alabama.

• Ran for 57 yards on eight carries and caught three passes for two yards in the victory vs. Kentucky, while returning two kickoffs for 39 yards.

• Ran for a team-high 73 yards on a career-high 26 attempts in the win at Tennessee, the most by a Gator running back since Ciattrick Fason vs. Kentucky in 2004. Also led the team with 177 all-purpose yards, including two kick returns for 70 yards (35.0 average, longest of 43). Also caught three passes for 34 yards.

• Ran for a career-high 139 yards on 11 carries, and finished with a career-high 255 all-purpose yards in the win over USF. His 62-yard touchdown run made him the first player in the nation in 2010 to have two rushes on the season of more than 60 yards. The 139 yards were the most by a Florida running back since Chris Rainey ran for 142 vs. The Citadel in 2008. Ran back a career-high 95

yards on a career-high tying two kickoff returns, including a career-best 54-yard kickoff return.

• Graded out as a Champion vs. USF and was named co-offensive player of the game.

• Finished with a team-high 98 yards on eight carries against Miami University, including a career-long 72-yard touchdown run. Also matched his career high with four receptions (for four yards) and reeled off a 34-yard kickoff return.

Prior To This Season:

- See page 96-98 of the 2010 Florida Media Guide

JD Career Rushing Statistics (* games)

Year	No.	Yds	Avg.	TDs	Long
2008 *14	78	605	7.8	7	62
2009 *14	99	745	7.5	7	62
2010 *11	92	551	6.0	3	72
Totals	269	1901	7.1	17	72

JD Career Receiving Statistics (* games)

Year	No.	Yds	Avg.	TDs	Long
2008 *14	15	141	9.4	1	61
2009 *14	8	52	6.5	0	11
2010 *11	18	116	6.4	0	40
Totals	41	309	7.5	1	61

JD Career Punt Returns (* games)

Year	No.	Yds	Avg.	TDs	Long
2008 *14	2	37	18.5	0	27
2009 *14	0	0	--	0	0
2010 *11	0	0	--	0	0
Totals	2	37	18.5	0	27

JD Career Kickoff Returns (* games)

Year	No.	Yds	Avg.	TDs	Long
2008 *14	1	39	39.0	0	39
2009 *14	2	55	27.5	0	28
2010 *11	8	260	32.5	0	54
Totals	11	354	32.2	0	54

DEMPS' CAREER HIGHS

Rushing Attempts: 26 (Tennessee, 2010)

Rushing Yards: 139 (USF, 2010)

Rushing TDs: 2 (2x, last vs. Charleston Southern, 2009)

Longest Rush: 72 (Miami University, 2010)

Receptions: 4 (2x, last vs. Miami University, 2010)

Receiving Yards: 67 (Kentucky, 2008)

Longest Reception: 61 (Kentucky, 2008)

Receiving TDs: 1 (Kentucky, 2008)

Longest Reception: 61 (Kentucky, 2008)

Punt Blocks: 1 (2x, last vs. Kentucky, 2008)

Punt Returns: 1 (2x, last vs. Kentucky, 2008)

Punt Return Yards: 27 (Kentucky, 2008)

Longest Punt Return: 27 (Kentucky, 2008)

Kickoff Returns: 2 (4x, last vs. Kentucky, 2010)

Kickoff Return Yards: 95 (USF, 2010)

Longest Kickoff Return: 54 (USF, 2010)

PLAYER UPDATES

23- MIKE GILLISLEE

Sophomore • 5-11 • 198

DeLand, Fla. (DeLand)

Career:

Games (starts): 25 (0)

- Led the Gator running backs with seven rushing touchdowns in 2010.
- Averaged 8.6 yards per carry, with 267 yards on 31 carries during his freshman season in 2009, including leading all UF rushers in the 2010 Allstate Sugar Bowl with 78 yards on five carries.

2010 Season:

Games (starts): 12 (0)

- Along with freshman teammate Trey Burton, scored on 16 of 43 (37.2 percent) carries inside the red zone, the best duo percentage in the SEC (min. 40 carries).
- Was a gunner on punt and kickoff coverage and also second on the depth chart returning kickoffs.
- Ranked second on Florida with seven rushing touchdowns and fifth with 325 yards rushing (5.8 avg.).
- Recorded five receptions his last seven games after having two in his first 18 career games.
- Rushed four times for 10 yards, including a one-yard touchdown run, in the 2011 Outback Bowl victory vs. Penn State.
- Made a tackle on special teams on the road at FSU.
- Ran for 56 yards on eight carries in the home win over Appalachian State, grading out a Champion.
- Took back a kick return for 14 yards vs. South Carolina.
- Tied a career high with two touchdowns in the win at Vanderbilt, rushing for 57 yards on a career-high nine carries. Scored touchdowns of three yards and a career-high score of 43 yards against the Commodores. Graded out a Champion for his efforts.
- Missed only his second career game vs. Georgia.
- Ran for 33 yards on six carries at home against Mississippi State.
- Finished with 20 yards on six carries vs. LSU, including a five-yard touchdown run with 4:34 remaining in the fourth quarter that moved the Gators in front.
- Set career highs in receptions (3), receiving yards (17), and longest reception (13) against LSU.
- Carried one time for six yards against Alabama.
- Ran for 32 yards on six carries in the win over Kentucky, while tying a career high with one reception.
- Scored a career-high two touchdowns and finished with 27 yards on a career-high eight carries in the road victory against Tennessee.
- Totaled 29 yards on four carries, including his first touchdown of the season, in the win vs.

USF.

- Ran for 55 yards on six carries against Miami University in the season opener, including a 41-yard run. Also had a career-best and team-high 50-yard kickoff return.

Prior To This Season:

- See pages 100-101 of the 2010 Florida Media Guide

MG Career Rushing Statistics (* games)

Year	No.	Yds	Avg.	TDs	Long
2009 *13	31	267	8.6	1	52
2010 *12	58	325	5.6	7	43
Totals	89	592	6.7	8	52

MG Career Receiving Statistics (* games)

Year	No.	Yds	Avg.	TDs	Long
2009 *13	1	6	6.0	1	6
2010 *12	6	17	2.8	0	13
Totals	7	23	3.3	1	13

MG Career Kickoff Returns (* games)

Year	No.	Yds	Avg.	TDs	Long
2009 *13	0	0	--	0	0
2010 *12	6	148	24.7	0	50
Totals	6	148	24.7	0	50

GILLISLEE'S CAREER HIGHS

Rushing Attempts: 9 (at Vanderbilt, 2010)

Rushing Yards: 78 (Cincinnati, 2009)

Rushing TDs: 2 (2x, last at Vanderbilt, 2010)

Longest Rush: 52 (Cincinnati, 2009)

Receptions: 3 (LSU, 2010)

Receiving Yards: 17 (LSU, 2010)

Receiving TDs: 1 (Troy, 2009)

Longest Reception: 13 (LSU, 2010)

Kickoff Returns: 2 (last vs. Miami University, 2010)

Kickoff Return Yards: 65 (Miami University, 2010)

Longest Kickoff Return: 50 (Miami University, 2010)

20- MALCOLM JONES

Freshman • 5-9 • 176

Fleming Island, Fla. (Fleming Island)

2010 Season:

Games (starts): 0 (0)

- Dressed for the 2011 Outback Bowl victory vs. Penn State, but did not see game action.
- Did not dress on the road at FSU.
- Dressed against Appalachian State after not dressing in the previous eight games.
- Dressed for the win over USF, but did not play.
- Suited up for the season opener vs. Miami University, but did not play.

Prior To This Season:

- See www.GatorZone.com

RUNNING BACKS

MJ Career Rushing Statistics (* games)

Year	No.	Yds	Avg.	TDs	Long
2010 *0	0	0	--	0	0
Totals	0	0	--	0	0

21 - EMMANUEL MOODY

Senior (RS) • 5-11 • 215

Coppell, Texas (Coppell/Southern Cal)

Career:

Games (starts): 32 (5)

- A versatile tailback who transferred from Southern California in 2007.
- Averaged 6.5 yards per carry and has totaled 378 yards on 58 attempts to rank third on the Gator squad among running backs in 2009.

2010 Season:

Games (starts): 10 (3)

- Gained 265 yards on 66 carries (4.0 avg.). His rushing attempts are second behind Jeff Demps (80).
- Dressed but did not play at FSU or in the 2011 Outback Bowl victory vs. Penn State.
- Tallied a season-high 56 yards on four carries (14.0 yards per carry), including a season-high 22-yard run in the win against Appalachian State.
- Carried the ball one time for one yard vs. South Carolina.
- Went over 1,000 yards for his Florida career in the victory at Vanderbilt, running for 46 yards on 13 carries.
- Missed his first game of the season in the win against Georgia.
- Registered his third start of the season at home against Mississippi State.
- Led the running backs with 34 yards on eight carries vs. LSU, and had a season-high three receptions for nine yards.
- Carried six times for three yards against Alabama.
- Ran for 46 yards on 10 attempts in the win vs. Kentucky, including a season-long carry of 19 yards.
- Gained 20 yards on five carries in the road victory against Tennessee.
- Made the third start of his career, rushing for 56 yards on a career-high 14 carries, in the win against USF.
- Graded out as a Champion vs. USF
- Rushed five times for five yards against Miami University.

Prior To This Season:

- See pages 117-118 of the 2010 Florida Media Guide

EM Career Rushing Statistics (* games)

Year	No.	Yds	Avg.	TDs	Long
2006 **	79	459	5.8	2	48
2008 *10	58	417	7.2	1	40
2009 *12	58	378	6.5	3	32
2010 *10	66	265	4.0	0	22
Totals	261	1519	5.8	6	48

*2006 at Southern California

EM Career Receiving Statistics (* games)

Year	No.	Yds	Avg.	TDs	Long
2008 *10	0	0	--	0	0
2009 *12	8	45	5.6	0	18
2010 *10	3	9	3.0	0	6
Totals	11	54	4.9	0	18

MOODY'S CAREER HIGHS

- Rushing Attempts: 14 (USE, 2010)
- Rushing Yards: 116 (The Citadel, 2008)
- Rushing TDs: 2 (Cincinnati, 2009)
- Longest Rush: 40 (The Citadel, 2008)
- Receptions: 4 (Cincinnati, 2009)
- Receiving Yards: 19 (Cincinnati, 2009)
- Receiving TDs: None
- Longest Reception: 18 (at Kentucky, 2009)

45- T.J. PRIDEMORE
Sophomore (RS) • 6-1 • 247
Gainesville, Ga. (Buford)

Career:

- Games (starts): 24 (1)
- Fullback who recieved a medical hardship in 2008 and saw action in all 14 games in 2009.

2010 Season:

- Games (starts): 10 (1)
- Fullback who was also a member of the field-goal and extra-point units who played in all but the final three games of the season, including making his first career start against Miami University in the season opener.

Prior To This Season:

- See page 122 of the 2010 Florida Media Guide

TP Career Rushing Statistics (* games)

Year	No.	Yds	Avg.	TDs	Long
2010 *10	0	0	--	0	0
Totals	0	0	--	0	0

46- MICHAEL ROSS
Fullback
Sophomore (RS) • 6-0 • 215
Boca Raton, Fla. (West Boca Raton)

2010 Season:

Games (starts): 0 (0)

- Dressed for the last three games of 2010 after not dressing in the previous nine games, but did not see game action.
- Dressed but did not see game action against Miami University in the season opener.

Prior To This Season:

- See page 125 of the 2010 Florida Media Guide

MR Career Rushing Statistics (* games)

Year	No.	Yds	Avg.	TDs	Long
2010 *0	0	0	--	0	0
Totals	0	0	--	0	0

37- BEN SAMS
Running Back
Freshman • 5-11 • 199
St. Petersburg, Fla. (St. Petersburg)

2010 Season:

- Games (starts): 0 (0)
- Did not dress on the road at FSU or in the 2011 Outback Bowl victory over Penn State.
 - Dressed for the Appalachian State win after not dressing in the previous nine games.
 - Dressed for the win over USEF, but did not play.
 - Did not see game action against Miami University in the season opener.

Prior To This Season:

- See www.GatorZone.com

BS Career Rushing Statistics (* games)

Year	No.	Yds	Avg.	TDs	Long
2010 *0	0	0	--	0	0
Totals	0	0	--	0	0

42- STEVEN WILKS
Junior (RS) • 6-1 • 235
Lakeland, Fla. (Lakeland)

Career:

- Games (starts): 14 (0)
- Fullback who made his collegiate debut against The Citadel in 2008 and played in six games in 2009.

2010 Season:

- Games (starts): 7 (0)
- Did not dress for the 2011 Outback Bowl victory vs. Penn State.
 - Saw action in the last seven regular-season games after being sidelined with an injury during UF's first five games.
 - Florida's primary fullback for the 2010 season.
 - Graded out a Champion against Georgia, Van-

derbilt and Appalachian State.

Prior To This Season:

- See page 130 of the 2010 Florida Media Guide

SW Career Rushing Statistics (* games)

Year	No.	Yds	Avg.	TDs	Long
2010 *7	0	0	--	0	0
Totals	0	0	--	0	0

WIDE RECEIVERS

89 - STEPHEN ALLI

Freshman (RS) • 6-5 • 220

Andover, N.H. (Proctor Academy)

Career:

Games (starts): 13 (0)

- Dressed for six games but did not see action in 2009.
- Made collegiate debut in the first game of the 2010 season against Miami University.

2010 Season:

Games (starts): 13 (0)

- Made collegiate debut against Miami University and saw action in all 13 contests this year.
- Appeared in the Outback Bowl on the kickoff return and punt block units.
- Had a career-long nine-yard reception against Appalachian State for a first down in the fourth quarter.
- Appeared on special teams against South Carolina, seeing action on the punt block, field goal, extra point and kickoff return units.
- Recorded second career reception against Vanderbilt, a career-long six-yard grab from Jordan Reed in the fourth quarter.
- Saw action on special teams against Georgia, seeing action on the kickoff return and punt block units.
- Appeared on special teams against Mississippi State, seeing action on the punt block and kickoff return units.
- Saw action on special teams against LSU, making appearances on the punt block and kickoff return units.
- Recorded first career reception, snagging a two-yard pass in the fourth quarter at Alabama.

Prior To This Season:

- See page 91 of the 2010 Florida Media Guide.

SA Career Receiving Statistics (* games)

Year	No.	Yds	Avg.	TDs	Long
2010 *13	3	17	5.7	0	9
Totals	3	17	5.7	0	9

ALLI'S CAREER HIGHS

Receptions: 1 (3x, last vs. Appalachian State, 2010)
Receiving Yards: 9 (Appalachian State, 2010)
Receiving TDs: None
Longest Reception: 9 (Appalachian State, 2010)

81 - ROBERT CLARK

Freshman • 5-8 • 172

Palm Beach Gardens, Fla. (William T. Dwyer)

2010 Season:

Games (starts): 11 (0)

- Saw action in 11 games with catches vs. Penn State, Florida State, Mississippi State, Kentucky, Tennessee and USF.
- Had seven catches for 69 yards on the season, a 9.9 average.
- Recorded one reception in the Outback Bowl against Penn State.
- Scored his first career touchdown against Florida State, a career-long 20-yard reception from John Brantley on the opening drive of the game.
- With his touchdown against the Seminoles, the Gators scored on their opening drive for the second-straight week. Also, a freshman has scored in all but three of the Gators' games this season.
- Recorded a tackle on special teams against Appalachian State.
- Did not see action against Georgia and Vanderbilt due to injury.
- Caught two passes for 21 yards against Mississippi State, including a 14-yard reception for a first down on 4th-and-3 in the second quarter.
- Recorded a solo tackle on kickoff return team against LSU.
- Recorded a four-yard reception against Kentucky.
- Recorded eight-yard reception against Tennessee, which put the Gators in the red zone.
- Recorded one reception against USF for a career-high 15 yards.
- Made collegiate debut against Miami University.

Prior To This Season:

- See page 132 of the 2010 Florida Media Guide.

RC Career Receiving Statistics (* games)

Year	No.	Yds	Avg.	TDs	Long
2010 *11	7	69	9.9	1	20
Totals	7	69	9.9	1	20

CLARK'S CAREER HIGHS

Receptions: 2 (Mississippi State, 2010)
Receiving Yards: 21 (Mississippi State, 2010)
Receiving TDs: 1 (Florida State, 2010)
Longest Reception: 20 (Florida State, 2010)
Tackles: 1 (2x, last vs. Appalachian State, 2010)

4 - ANDRE DEBOSE

Freshman (RS) • 6-0 • 192

Sanford, Fla. (Seminoles)

2010 Season:

Games (starts): 10 (2)

- Honored as a Freshman All-America by Sporting News and named to the 2010 SEC Coaches All-

Freshman Team and Phil Steele All-SEC First Team.

- Recorded two kickoff returns for 23 yards against Penn State in the Outback Bowl.
- Had 10 receptions for 96 yards (9.6 avg.) this season.
- Averaged a conference-high 29.7 yards per kickoff return (19 kickoff returns for 564 yards), including two for touchdowns, also good for sixth nationally.
- Led the team in all-purpose yards for two-straight weeks against Alabama and LSU.
- Had a team-high 125 all-purpose yards against Florida State, all from kickoff returns.
- Did not see action against Appalachian State due to injury.
- Led the team in all-purpose yards (159) against South Carolina, including returning the opening kickoff 99 yards for a touchdown. The last time a Gator returned the opening kickoff for a touchdown was Bo Carroll against Arkansas in 1997.
- Leads the nation as the only freshman in the country this season to account for two kickoffs for touchdowns (South Carolina, LSU).
- Holds a first-place tie in UF history in kickoff return yards in a game with 159 kickoff return yards against South Carolina, equaling Tony Lomack vs. Kentucky in 1989.
- Recorded one catch for 14 yards against Vanderbilt in his return from injury.
- Did not see action against Georgia due to injury.
- Had one catch for three yards against Mississippi State before an injury kept him out of the rest of the game.
- Scored first career touchdown against LSU, returning a kickoff 88 yards for a touchdown.
- Second UF freshman to return a kickoff for a touchdown (Bo Carroll vs. Arkansas, Oct. 4, 1997).
- Had 154 all-purpose yards against the Tigers, as well as one rush for nine yards.
- His kickoff return of 88 yards was the longest vs. LSU since at least 1996 and the third-longest return in the SEC this season.
- Became the second Gator player since 1996 (Brandon James) to have 154-or-more return yards in a game.
- Led the Gators with 75 all-purpose yards at Alabama (45 yards on kick return, 30 yards receiving).
- Recorded two catches for 30 yards against Alabama, including a career-long 26-yard reception in the third quarter.
- Made first appearance on kickoff return team, returning two kicks for 45 yards.
- Made first career start against Kentucky, nabbing four receptions for 36 yards, all in the first half.
- Saw action against Tennessee.
- Made collegiate debut against USF.

Prior To This Season:

- See page 96 of the 2010 Florida Media Guide.

PLAYER UPDATES

AD Career Receiving Statistics (* games)

Year	No.	Yds	Avg.	TDs	Long
2010 *10	10	96	9.6	0	26
Totals	10	96	9.6	0	26

AD Career Kickoff Returns (* games)

Year	No.	Yds	Avg.	TDs	Long
2010 *10	21	587	28.0	2	99
Totals	21	587	28.0	2	99

DEBOSE'S CAREER HIGHS

Receptions: 4 (Kentucky, 2010)

Receiving Yards: 36 (USF, 2010)

Receiving TDs: None

Longest Reception: 26 (Alabama, 2010)

Kick Returns: 5 (LSU, 2010)

Kick Return Yardage: 159 (South Carolina, 2010)

Longest Kick Return: 99 (South Carolina, 2010)

Rushing Attempts: 1 (LSU, 2010)

Rushing Yards: 9 (LSU, 2010)

84 - QUINTON DUNBAR

Freshman • 6-2 • 170

Miami, Fla. (Booker T. Washington)

2010 Season:

Games (starts): 2 (0)

• Made collegiate debut against Miami University and also saw action on special teams against LSU.

Prior To This Season:

• See page 132 of the 2010 Florida Media Guide.

QD Career Receiving Statistics (* games)

Year	No.	Yds	Avg.	TDs	Long
2010 *2	0	0	--	0	0
Totals	0	0	--	0	0

27 - CHRIS DUNKLEY

Freshman • 5-11 • 174

Pahokee, Fla. (Pahokee)

2010 Season:

Games (starts): 0 (0)

• Did not see action in the 2010 season.

Prior To This Season:

• See page 133 of the 2010 Florida Media Guide.

CD Career Receiving Statistics (* games)

Year	No.	Yds	Avg.	TDs	Long
2010 *0	0	0	--	0	0
Totals	0	0	--	0	0

85 - FRANKIE

HAMMOND, JR.

Sophomore (RS) • 5-11 • 178

Hollywood, Fla. (Hallendale)

Career:

Games (starts): 23 (7)

• Redshirt sophomore wide receiver who appeared in 11 games in 2009 after dressing but not seeing game action in any as a freshman in 2008.

2010 Season:

Games (starts): 11 (7)

- Fifth on the team with 22 catches for 276 yards (12.5 avg.) this season and has scored twice.
- Had 16 catches over the past six games for 241 yards.
- Had two receptions for six yards against Penn State in the Outback Bowl.
- Had one reception for nine yards against Florida State.
- Had two receptions for 25 yards against Appalachian State, both for a first down.
- Recorded three receptions for 37 yards against South Carolina, two of which were for first downs.
- Had three receptions for 49 yards and a career-long 39-yard reception for a touchdown against Vanderbilt, putting the Gators ahead of the Commodores, 34-0.
- Recorded three receptions for 46 yards against Georgia, including a 12-yard catch on 3rd-and-five to continue a drive that ended with a Chris Rainey 20-yard rushing touchdown to put the Gators on the scoreboard.
- Led the Gators in receiving yards against Mississippi State with five catches for 69 yards, both career highs.
- Had more catches against Mississippi State (five) than he did in the entire 2009 season (four).
- Caught the 2-point conversion to give Florida a 29-26 lead against LSU.
- Also saw action in loss against LSU, appearing on special teams for the punt unit.
- Had two receptions for 28 yards at Alabama, both in the second half.
- Made first career start against Kentucky and recorded two solo tackles on special teams.
- Caught a seven-yard touchdown pass in his first action of the 2010 season against Tennessee, that snapped a 10-10 tie late in the third quarter.

Prior To This Season:

• See pages 102-103 of the 2010 Florida Media Guide.

FH Career Receiving Statistics (* games)

Year	No.	Yds	Avg.	TDs	Long
2009 *11	4	57	14.3	1	31
2010 *11	22	276	12.5	2	39
Totals	26	333	12.8	3	39

WIDE RECEIVERS

FH Career Punt Returns (* games)

Year	No.	Yds	Avg.	TDs	Long
2009 *11	3	16	5.3	0	16
2010 *11	2	0	0.0	0	0
Totals	5	16	3.2	0	16

FH Career Kickoff Returns (* games)

Year	No.	Yds	Avg.	TDs	Long
2009 *11	1	23	23.0	0	23
2010 *11	0	0	--	0	0
Totals	1	23	23.0	0	23

HAMMOND'S CAREER HIGHS

Receptions: 5 (Mississippi State, 2010)

Receiving Yards: 49 (Vanderbilt, 2010)

Receiving TDs: 1 (3x, last at Vanderbilt, 2010)

Longest Reception: 39 (Vanderbilt, 2010)

Punt Returns: 2 (Troy, 2009)

Punt Return Yardage: 16 (Charleston Southern, 2009)

Longest Punt Return: 16 (Charleston Southern, 2009)

Kick Returns: 1 (FSU, 2009)

Kick Return Yardage: 23 (FSU, 2009)

Longest Kick Return: 23 (FSU, 2009)

82 - OMARIUS HINES

Sophomore (RS) • 6-0 • 219

Corsicana, Texas (Corsicana)

Career:

Games (starts): 26 (7)

• Appeared in 13 games for the Gators as a redshirt freshman, seeing action in all but the LSU game.

2010 Season:

Games (starts): 13 (7)

- Sixth on the team with 20 receptions, good for 281 yards and a 14.1-yard average.
- Gained 152 yards on the ground on 12 carries for a 12.7-yard average and scored twice.
- Had at least one reception in every game this season, except LSU, Mississippi State and Florida State.
- Opened the scoring for the Gators with a 16-yard touchdown on an end-around in the second quarter against Penn State.
- Recorded two receptions for 27 yards, in the Outback Bowl including a 21-yard grab that began a Florida scoring drive ending with a Chas Henry field goal in the third quarter.
- Had one reception for 37 yards against Appalachian State, setting up the Florida offense in the red zone for a Trey Burton for a three-yard touchdown rush, putting the Gators ahead 14-0.
- Had three receptions for 38 yards, with a long of 22 against South Carolina.
- Recorded one catch for three yards against Vanderbilt.
- Tied his career high in receptions (four) against Georgia, and totaled for 50 yards against the Bulldogs.

PLAYER UPDATES

- Led the team in rushing for the first time in his career against Mississippi State, with six rushes for 58 yards and a touchdown, including a 31-yard rush in the fourth quarter.
- Rushing touchdown against Mississippi State was the first rushing touchdown of his career and third career score.
- Recorded a 10-yard rush in the loss against LSU.
- Had one rushing attempt, for 19 yards, and one reception for a total of 23 yards in the loss to Alabama.
- Recorded two catches for 55 yards against Kentucky, including a 42-yard reception thrown by Trey Burton.
- Recorded two catches for 15 yards against Tennessee and executed a fake punt that yielded 36 yards on a 4th down and 6 in the third quarter.
- Recorded his first career start against USF and had two catches for six yards.
- Scored his second-career touchdown and Florida's first of the 2010 season against Miami in the season opener on a 10-yard pass from John Brentley.

Prior To This Season:

- See page 107 of the 2010 Florida Media Guide.

OH Career Receiving Statistics (* games)

Year	No.	Yds	Avg.	TDs	Long
2009 *13	14	172	12.3	1	25
2010 *13	20	281	14.1	1	42
Totals	34	453	13.3	2	42

OH Career Rushing Statistics (* games)

Year	No.	Yds	Avg.	TDs	Long
2009 *13	0	0	--	0	0
2010 *13	12	152	12.7	2	36
Totals	12	152	12.7	2	36

HINES' CAREER HIGHS

Receptions: 4 (2x, last vs. Georgia, 2010)
Receiving Yards: 67 (Troy, 2009)
Receiving TDs: 1 (2x, last vs. Miami, 2010)
Longest Reception: 42 (Kentucky, 2010)
Rushing Attempts: 6 (Mississippi State, 2010)
Rushing Yards: 58 (Mississippi State, 2010)
Rushing TDs: 1 (2x, last vs. Penn State, 2010)
Longest Rush: 36 (Tennessee, 2010)

9 - CARL MOORE

Senior (RS) • 6-4 • 217

Roseville, Calif. (Cordova/Sierra C.C.)

Career:

Games (starts): 26 (8)

- Appeared in all but one game for the Gators in 2008, his first season with the team, collecting 14 receptions for 184 yards and one touchdown. Did not play in 2009 due to a back injury.

2010 Season:

Games (starts): 13 (7)

- Ranked third on the team in receptions with 27, good for 349 yards and a 12.9-yard average per catch.
- Had one reception for four yards against Florida State.
- Had two receptions for 17 yards against South Carolina.
- Had four catches for 32 yards against Vanderbilt, including a clutch reception on 3rd-and-four to end the first quarter.
- Had at least two catches in six straight games before being held without a catch against Georgia.
- Had three receptions for 35 yards against Mississippi State.
- Completed his ninth-consecutive third-down reception against LSU on a 3rd and 9 catch for 24 yards in the first quarter. His streak ended in the third quarter with a six yard reception in the third quarter on 2nd and 11.
- Had a career-high 51-yard reception in the fourth quarter. His previous long had been 28 yards against Miami in 2008. His 51-yard catch was the longest by an SEC team vs. LSU since Florida had a 70-yard pass against the Tigers in 2008.
- Had a career-high 95 receiving yards, besting his previous high of 72 yards against Tennessee this season.
- Snagged two catches for 28 yards in the loss to Alabama.
- Recorded four catches for 72 yards against Kentucky.
- Recorded two catches for 26 yards against Tennessee.
- Had a career-high five catches for 40 yards and his second career touchdown in Florida's victory over USF on an 11-yard catch with 44 seconds remaining in the second quarter.
- Started at wide receiver in Florida's first three games versus Miami, USF and Tennessee.

Prior To This Season:

- See pages 118-119 of the 2010 Florida Media Guide.

CM Career Receiving Statistics (* games)

Year	No.	Yds	Avg.	TDs	Long
2008 *13	14	184	13.1	1	28
2009 *0	0	0	--	0	0
2010 *13	27	349	12.9	1	51
Totals	41	533	13.0	2	51

MOORE'S CAREER HIGHS

Receptions: 5 (USF, 2010)
Receiving Yards: 95 (LSU, 2010)
Receiving TDs: 1 (Alabama, 2008)
Longest Reception: 51 (LSU, 2010)

83 - SOLOMON PATTON

Freshman • 5-9 • 175

Mobile, Ala. (Murphy)

WIDE RECEIVERS

2010 Season:

Games (starts): 10 (0)

- Averaged 28.0 yards per kickoff this season, four returns for 196 yards.
- Blocked a punt in the second quarter against Penn State in the Outback Bowl, leading to a Lerentee McCray return for a touchdown, putting the Gators ahead, 14-7.
- Had a career-high 96 all-purpose yards, including a career-long 48-yard kickoff return.
- Returned two kickoffs for 71 yards, including one for 46 yards, against Appalachian State.
- Returned one kickoff for 20 yards against South Carolina.
- Had a career game against Vanderbilt, recording a fumble recovery for a touchdown, three receptions for 24 yards, a tackle, and 66 all-purpose yards.
- Returned a blocked punt by Chris Rainey 42 yards for a touchdown in the second quarter.
- Had the first four receptions of his career for 27 yards at Vanderbilt.
- Saw action on special teams against Georgia, recording two tackles against the Bulldogs.
- Appeared on punt block team against Mississippi State.
- Saw action on punt block team against LSU.
- Made debut on kickoff return team, recording a 23-yard return against Alabama.
- Made collegiate debut against Kentucky in the SEC home opener.
- Imitated Kentucky's versatile Randall Cobb in the week of practice leading up to the game with the Wildcats.

Prior To This Season:

- See page 133 of the 2010 Florida Media Guide.

SP Career Receiving Statistics (* games)

Year	No.	Yds	Avg.	TDs	Long
2010 *10	4	27	6.8	0	12
Totals	4	27	6.8	0	12

SP Career Kickoff Returns (* games)

Year	No.	Yds	Avg.	TDs	Long
2010 *10	7	196	28.0	0	48
Totals	7	196	28.0	0	48

PATTON'S CAREER HIGHS

Receptions: 4 (Vanderbilt, 2010)
Reception Yards: 27 (Vanderbilt, 2010)
All-Purpose Yards: 96 (Penn State, 2010)
Fumble Recoveries: 1 (Vanderbilt, 2010)
Kick Returns: 3 (Penn State, 2010)
Kick Return Yardage: 82 (Penn State, 2010)
Longest Kick Return: 48 (Penn State, 2010)
Tackles: 2 (Georgia, 2010)
Blocked Punts: 1 (Penn State, 2010)

87 - JOSH POSTELL

Sophomore (RS) • 6-3 • 222

Atlanta, Ga. (Therrell)

PLAYER UPDATES

Career:

Games (starts): 2 (0)

- A redshirt sophomore wide receiver who was a member of the scout team in 2009.

2010 Season:

Games (starts): 2 (0)

- Saw his first career action against Vanderbilt, recording two catches for 16 yards.

Prior To This Season:

- See page 121 of the 2010 Florida Media Guide.

JP Career Receiving Statistics (* games)

Year	No.	Yds	Avg.	TDs	Long
2010 *2	2	16	8.0	0	10
Totals	2	16	8.0	0	10

POSTELLE'S CAREER HIGHS

Receptions: 2 (Vanderbilt, 2010)

Reception Yards: 16 (Vanderbilt, 2010)

3 - CHRIS RAINEY

Junior (RS) • 5-9 • 178

Lakeland, Fla. (Lakeland)

Career:

Games (starts): 41 (9)

- Has appeared in 40 games as a Gator and has made nine starts, three coming in 2009. Saw action in all 14 games in 2009.

2010 Season:

Games (starts): 8 (6)

- Second on the Gators in rushing with 51 carries for 366 yards (7.2 avg.).
- Fourth on the squad in receptions and rushing, with 25 receptions for 216 yards (8.6 avg.).
- Led the Gators with three receiving touchdowns and had two on the ground.
- Scored in five of the eight games in which he played this season.
- Had six rushes, three receptions and two punt returns against Penn State in the Outback Bowl, contributing 93 all-purpose yards, including a season-long 51-yard rush.
- Had 98 all-purpose yards against Florida State, recording 11 carries for 73 yards and four receptions for 25 yards.
- Led the Gators in all-purpose yards (110) against Appalachian State with 87 yards rushing and a 16-yard rushing touchdown on the opening drive, as well as 23 yards receiving.
- Led UF in both receiving (four catches for 32 yards) and rushing (five rushes for 32 yards) against South Carolina. Totaled 66 all-purpose yards, highlighted by a 26-yard touchdown pass from Jordan Reed in the fourth quarter.

- Led the Gators in all-purpose yards against Georgia and Vanderbilt (108 rushing yards, 118 receiving yards, 162 kick returns for 444 total yards).
- Matched UF's career record for blocked kicks with two versus Vanderbilt, giving him four in his career.
- Led Florida against Vanderbilt with four receptions for a career-high 75 yards, including a career-long 40-yard touchdown reception, and two blocked punts, for a combined 136 all-purpose yards.
- Returned to the lineup against Georgia and totaled 241 all-purpose yards (148 on kick return, 84 rushing, nine receiving).
- Scored his first rushing touchdown of the year against Georgia, a season-high 20-yard rush to put the Gators on the scoreboard, 7-0. Rushed a career-high 16 times for 84 yards and had two receptions for nine yards.
- Returned six kickoffs for a career-high 148 yards (24.7 avg) against the Bulldogs.
- Had one catch for 15 yards versus USE.
- Recorded the second receiving touchdown of his career on a 25-yard catch in the season opener versus Miami University on the 4th down in the fourth quarter.

Prior To This Season:

- See pages 123-124 of the 2010 Florida Media Guide.

CR Career Rushing Statistics (* games)

Year	No.	Yds	Avg.	TDs	Long
2007 *5	1	10	10.0	0	10
2008 *14	84	652	7.8	4	75
2009 *14	89	575	6.5	5	76
2010 *8	51	366	7.2	2	51
Totals	225	1603	7.1	11	76

CR Career Receiving Statistics (* games)

Year	No.	Yds	Avg.	TDs	Long
2007 *5	0	0	--	0	0
2008 *14	3	37	12.3	0	16
2009 *14	10	161	16.1	1	33
2010 *8	25	216	8.6	3	40
Totals	38	414	10.9	4	40

CR Career Punt Returns (* games)

Year	No.	Yds	Avg.	TDs	Long
2007 *5	1	22	22.0	0	22
2008 *14	0	0	--	0	0
2009 *14	4	40	10.0	1	23
2010 *8	9	67	7.4	0	15
Totals	14	129	9.2	1	23

WIDE RECEIVERS

CR Career Kickoff Returns (* games)

Year	No.	Yds	Avg.	TDs	Long
2007 *5	1	39	39.0	0	39
2008 *14	1	6	6.0	0	6
2009 *14	5	144	28.8	0	51
2010 *8	7	162	23.1	0	45
Totals	14	351	25.1	0	51

RAINEY'S CAREER HIGHS

Rushing Attempts: 16 (Georgia, 2010)

Rushing Yards: 142 (The Citadel, 2008)

Rushing TDs: 1 (11x, last vs. Appalachian State, 2010)

Longest Rush: 76 (Charleston Southern, 2009)

Receptions: 6 (Miami (OH), 2010)

Receiving Yards: 75 (Vanderbilt, 2010)

Receiving TDs: 1 (3x, last at Vanderbilt, 2010)

Longest Reception: 40 (Vanderbilt, 2010)

Punt Returns: 2 (3x, last vs. Penn State, 2010)

Punt Return Yardage: 39 (Vanderbilt, 2010)

Longest Punt Return: 23 (at Kentucky, 2009)

Punt Blocks: 2 (Vanderbilt, 2010)

Kickoff Returns: 4 (Cincinnati, 2009)

Kickoff Return Yardage: 148 (Georgia, 2010)

Longest Kickoff Return: 51 (Cincinnati, 2009)

6 - DEONTE THOMPSON

Junior (RS) • 5-11 • 203

Belle Glade (Glades Central)

Career:

Games (starts): 39 (24)

- Appeared in every game for the Gators in 2008.
- In 2009, started in all 12 games he appeared in, after being forced to miss games versus Tennessee and Kentucky due to injury.

2010 Season:

Games (starts): 13 (12)

- Led Florida with 38 catches for 570 yards (15.0 avg.) and scored once.
- 27 of his 38 receptions were for a first down, a 73.7% reception average.
- Had two receptions for 22 yards against Penn State in the Outback Bowl, including a 16-yard reception that set the Gators up for a Chas Henry field goal in the third quarter.
- Recorded his first career 100-yard receiving performance against Appalachian State, including a 44-yard reception and four grabs for first down. Tied career best with six receptions and had exactly 100 yards.
- Had one reception for 20 yards against South Carolina.
- Recorded his only touchdown of the season with a 31-yard grab from Jordan Reed at the beginning of the second quarter against Vanderbilt, while also contributing another snatch for eight yards later in the game.
- Recorded two receptions for 36 yards, both for first down, including a clutch 21-yard snag on 3rd-and-19 to set the Gators up on the UGA2 for Jeff Demps' two-yard touchdown rush, giving the

Gators a 14-7 lead.

- With his 36 yards against Georgia, became the 27th receiver in school history to amass 1,000 career receiving yards.
- Had two catches for 25 yards against Mississippi State, including one for a first down.
- Had two receptions for 20 yards against LSU.
- Had three receptions for a game-high 60 yards against Alabama, including a 24-yard catch in the first quarter.
- Had five receptions for 86 yards against Kentucky.
- Caught a team-high four passes and led UF with 55 yards against Tennessee.
- Three of his four receptions against Tennessee were for first downs.
- Had a career game versus USF with six receptions for 83 yards, all for first downs.
- Caught three passes, all for first downs, for 24 yards in Florida's season opener versus Miami University.

Prior To This Season:

- See page 127 of the 2010 Florida Media Guide.

DT Career Rushing Statistics (* games)

Year	No.	Yds	Avg.	TDs	Long
2008 *14	0	0	--	0	0
2009 *12	1	-2	-2.0	0	0
2010 *13	0	0	--	0	0
Totals	1	-2	-2.0	0	0

DT Career Receiving Statistics (* games)

Year	No.	Yds	Avg.	TDs	Long
2008 *14	18	269	14.9	3	46
2009 *12	24	343	14.3	4	77
2010 *13	38	570	15.0	1	44
Totals	80	1182	14.8	8	77

THOMPSON'S CAREER HIGHS

Receptions: 6 (2x, Appalachian State, 2010)
Receiving Yards: 100 (Appalachian State, 2010)
Receiving TDs: 2 (Troy, 2009)
Longest Reception: 77 (Arkansas, 2009)

7 - JUSTIN WILLIAMS

Senior (RS) • 6-1 • 205

Folkston, Ga. (Charlton County)

Career:

Games (starts): 46 (0)

- Returned to wide receiver in 2009 after a stint at safety in 2008 and plays an important role on special teams.

2010 Season:

Games (starts): 7 (0)

- Finished the season with five catches for 53 yards (10.6 avg.).

- Was second on the team in receptions against Appalachian State, with four catches for a career-high 34 yards.
- Recorded his first reception of the season with a career-long 19-yard grab from Jordan Reed against Vanderbilt.
- Saw action on special teams against Georgia.
- Appeared on special teams against Mississippi State.
- Saw action against LSU, playing on special teams.
- Saw first action of the 2010 season in loss at Alabama, playing on special teams and at wide receiver.

Prior To This Season:

- See page 130 of the 2010 Florida Media Guide.

JW Career Receiving Statistics (* games)

Year	No.	Yds	Avg.	TDs	Long
2006 *0	0	0	--	0	0
2007 *13	0	0	--	0	0
2008 *14	0	0	--	0	0
2009 *12	6	50	8.3	2	16
2010 *7	5	53	10.6	0	19
Totals	11	103	9.4	2	19

WILLIAMS' CAREER HIGHS

Receptions: 4 (Appalachian State, 2010)
Receiving Yards: 34 (Appalachian State, 2010)
Receiving TDs: 1 (2x, last FIU, 2009)
Longest Reception: 19 (Vanderbilt, 2010)

TIGHT ENDS

32 - GERALD CHRISTIAN

Freshman (HS) • 6-3 • 240

Palm Beach Gardens, Fla. (William T. Dwyer)

Career:

Games (starts): 8 (0)

- Enrolled at UF in January of 2010.

2010 Season:

Games (starts): 8 (0)

- Graded out a Champion in Florida's win over Vanderbilt.
- Played in Florida's games versus Alabama, Georgia, Vanderbilt, South Carolina, Appalachian State, Florida State on the goal-line package.
- Saw action for the first time as a Gator in the season opener and had first road action at Tennessee.

Prior To This Season:

- See page 132 in the 2010 Florida Media Guide

GC Career Receiving Statistics (* games)

Year	No.	Yds	Avg.	TDs	Long
2010 *8	0	0	--	0	0
Totals	0	0	--	0	0

88 - MICHAEL MCFARLAND

Freshman (HS) • 6-6 • 237

Tampa, Fla. (Blake)

Career:

Games (starts): 0 (0)

- Ranked a four-star prospect and No. 12 tight end in the country by Scout.com.

2010 Season:

Games (starts): 0 (0)

- Did see game action for the Gators.

Prior To This Season:

- See Page 133 of the 2010 Florida Media Guide

MM Career Receiving Statistics (* games)

Year	No.	Yds	Avg.	TDs	Long
2010 *0	0	0	--	0	0
Totals	0	0	--	0	0

80 - DESMOND PARKS

RS Freshman (SQ) • 6-5 • 244

Greer, S.C. (Greer)

Career:

Games (starts): 2 (0)

- Has dressed for six Florida games during his tenure as a Gator and made his career debut in the 2010 season opener. A redshirt freshman who enrolled at UF in January of 2009.

2010 Season:

Games (starts): 2 (0)

- Saw action for the first time as a Gator in the games versus Miami University and USF.

Prior To This Season:

- See page 120 in the 2010 Florida Media Guide

DP Career Receiving Statistics (* games)

Year	No.	Yds	Avg.	TDs	Long
2010 *2	0	0	--	0	0
Totals	0	0	--	0	0

11 - JORDAN REED

RS Freshman (SQ) • 6-3 • 240

New London, Conn. (New London)

Career:

Games (starts): 12 (4)

- Has played in 12 games with four starts.

2010 Season:

Games (starts): 12 (4)

- Missed the season opener with a knee injury.
- Had six catches for 79 yards (13.2 avg.) and one touchdown and gained 335 rushing yards on 77 attempts (4.4 avg.) and five touchdowns.
- Earned a starting spot in the Gators' games versus Tennessee, Alabama, LSU and Penn State.
- Rushed for a team-high 75 yards and completed eight of 13 passes for 60 yards in the Gators' win over Penn State in the Outback Bowl.
- Completed two of his four passes for 12 yards and rushed 13 times for 74 yards (5.4 avg) in Florida's game versus Florida State.
- Had a career game versus Appalachian State, gaining 71 yards on 11 rushes and three touchdowns (two one-yard rushes and one three-yard rush).
- Completed two of his three passes for 14 yards and a touchdown to John Brantley versus Appalachian State.
- Went 3-for-7 for 46 yards and one touchdown versus South Carolina. Also rushed eight times for 12 yards and recorded one reception for 15 yards.
- Threw his first career touchdown pass on the first play of the second quarter versus Vanderbilt.

It was his first-career passing attempt and resulted in a 31-yard TD to redshirt junior Deonte Thompson.

- Graded out a Champion and was named Player of the Game in his career game versus Vanderbilt, going 11-for-19 for 130 passing yards and one touchdown. Also rushed 16 times for 84 yards and scored a touchdown.
- Graded out a Champion for the first time as a Gator in Florida's win over Georgia.
- Had three rushes for 19 yards, including a 12-yard rush in UF's victory over Georgia.
- Had one catch for 11 yards in Florida's game versus Mississippi State.
- Recorded his first-career rushing touchdown on a one-yard run versus LSU. Also had one reception for 12 yards.
- Caught one pass for 17 yards in Florida's game versus Alabama.
- Saw time in Florida's victory over Kentucky.
- Had one reception for 22 yards in his first-career start in Florida's victory over Tennessee.
- Saw action for the first time as a Gator and had a two-yard touchdown reception for his first career catch against USF in the fourth quarter to complete the scoring.

Prior To This Season:

- See Page 124 in the 2010 Florida Media Guide

JR Career Receiving Statistics (* games)

Year	No.	Yds	Avg.	TDs	Long
2010 *12	6	79	13.2	1	22
Totals	6	79	13.2	1	22

JR Career Rushing Statistics (* games)

Year	No.	Yds	Avg.	TDs	Long
2010 *12	77	328	4.3	5	22
Totals	77	328	4.3	5	22

JR Career Passing Statistics

Year	Att	Comp	Yds	Pct	Int	TDs	LG	P.Eff
2010	46	26	252	.57	1	3	31	119.71
Totals	46	26	252	.57	1	3	31	119.71

REED'S CAREER HIGHS

- Receiving Touchdowns:** 1 (vs. USF, 2010)
- Receptions:** 1 (6x, last vs. South Carolina, 2010)
- Receiving Yards:** 24 (at Tennessee, 2010)
- Receiving TDs:** 1 (at Tennessee, 2010)
- Longest Reception:** 22 (at Tennessee, 2010)
- Rushing Touchdowns:** 3 (Appalachian State, 2010)
- Rushes:** 16 (at Vanderbilt, 2010)
- Rushing Yards:** 84 (at Vanderbilt, 2010)
- Longest Rush:** 22 (at Vanderbilt, 2010)
- Passing Att.:** 19 (Vanderbilt, 2010)
- Completions:** 11 (Vanderbilt, 2010)
- Longest Pass:** 31 (Vanderbilt, 2010)
- Passing Yards:** 130 (Vanderbilt, 2010)
- Passing TDs:** 1 (3x, last vs. Appalachian State, 2010)

OFFENSIVE LINE

58 - NICK ALAJAJIAN

RS Freshman (SQ) • 6-4 • 295
Garland, Texas (Garland)

Career:

Games (starts): 20 (0)

- A redshirt freshman who enrolled at UF in January of 2009.

2010 Season:

Games (starts): 13 (0)

- Saw action in the season opener and played on UF's special teams' field-goal unit in all 13 games.

Prior To This Season:

- See Page 91 of the 2010 Florida Media Guide

76 - MARCUS GILBERT

RS Senior (3L) • 6-5 • 320
Fort Lauderdale, Fla. (St. Thomas Aquinas)

Career:

Games (starts): 52 (30)

- Played in 52 games and made 30 career starts during his tenure as a Gator.

2010 Season:

Games (starts): 13 (13)

- Has started at both tackle spots.
- Graded out a Champion in six of Florida's games.
- Graded out at 83 percent and recorded three knockdowns in the Gators' win over Miami University.

Prior To This Season:

- See page 100 in the 2010 Florida Media Guide

63 - COLE GILLIAM

RS Freshman (SQ) • 6-4 • 315
Valrico, Fla. (Durant)

Career:

Games (starts): 0 (0)

- Has dressed for five games during his tenure as a Gator, but has yet to make his collegiate debut.

2010 Season:

Games (starts): 0 (0)

- Did not see time for the Gators this year.

Prior To This Season:

- See page 100 in the 2010 Florida Media Guide

75 - CHAZ GREEN

Freshman (HS) • 6-5 • 289
Tampa, Fla. (Tampa Catholic)

Career:

Games (starts): 0 (0)

- A four-star prospect who was rated the No. 6 offensive lineman in the nation according to Rivals.com

2010 Season:

Games (starts): 0 (0)

- Did not see action in the Gators' 13 games.

Prior To This Season:

- See Page 133 of the 2010 Florida Media Guide

67 - JON HALAPIO

RS Freshman (SQ) • 6-3 • 312
St. Petersburg, Fla. (St. Petersburg Catholic)

Career:

Games (starts): 15 (7)

- Has played in 15 games during his career as a Gator and earned seven starts.

2010 Season:

Games (starts): 12 (7)

- Named to the Sporting News All-Freshman Team.
- Earned a starting spot in Florida's final two games versus Florida State and Penn State in the Outback Bowl.
- Saw time in UF's wins over Georgia and Vanderbilt.
- Had his fifth start versus South Carolina.
- Was sidelined for the Mississippi State game with a finger injury.
- Started at right guard in the Gators' game versus LSU and Vanderbilt for his third and fourth starts in 2010.
- Saw time in Florida's game versus Alabama on the offensive line and on the field-goal unit.
- Graded out a Champion in Florida's games versus Kentucky and Georgia.
- Saw time in Florida's win at UT.
- Made his first career start in the season opener at right guard and started in UF's victory over USF.

Prior To This Season:

- See Page 102 of the 2010 Florida Media Guide

72 - JONOTTHAN HARRISON

RS Freshman (SQ) • 6-3 • 300
Groveland, Fla. (South Lake)

Career:

Games (starts): 13 (1)

- Made his career debut as a Gator versus Miami University in the season opener.

2010 Season:

Games (starts): 13 (1)

- Made starting debut against Penn State in the Outback Bowl.
- Graded out a champion in Florida's win over Vanderbilt.
- Saw his first action as a Gator and has played in all 13 games.
- Saw action on Florida's special teams on the field-goal unit in all of UF's SEC competition.

Prior To This Season:

- See Page 103 in the 2010 Florida Media Guide

74 - MAURICE HURT

RS Senior (3L) • 6-3 • 320
Milledgeville, Ga. (Baldwin)

Career:

Games (starts): 41 (17)

- Started 17 games during his Florida career and played in 41 overall.

2010 Season:

Games (starts): 12 (11)

- Started at right tackle, right guard and left guard during the season.
- Was sidelined for Florida's win over Penn State in the Outback Bowl.
- Saw time in Florida's game versus Florida State, the first contest of the season that he did not start.
- Recovered a fumble from Trey Burton that kept Florida's first scoring drive alive against Georgia.
- Also contributed on UF's field-goal unit against LSU.
- Started and graded out a Champion in Florida's win versus Kentucky.
- Graded out a Champion in the Gators' wins over Tennessee, Kentucky and Vanderbilt.
- Was one of three offensive players that graded out a Champion in UF's victory over the USF Bulls.

Prior To This Season:

- See Page 109 of the 2010 Florida Media Guide

PLAYER UPDATES

57 - CARL JOHNSON

RS Senior (3L) • 6-5 • 355
Durham, N.C. (Southern)

Career:

Games (starts): 50 (33)

- Played in 50 career games, earning starts in 33 contests.

2010 Season:

Games (starts): 12 (11)

- Started in 11 of Florida's 13 games.
- Started at left guard and graded out a Champion versus Kentucky and Georgia.
- Started and graded out a Champion in UF's win over Tennessee.
- Started in the Gators' victory over USEF, which was his season debut.

Prior To This Season:

- See Page 112 in the 2010 Florida Media Guide

64 - KYLE KOEHNE

RS Freshman (SQ) • 6-5 • 300
Indianapolis, Ind. (Cathedral)

Career:

Games (starts): 13 (0)

- Dressed in six games for the Gators his freshman season on campus, including the 2009 SEC Championship Game versus Alabama and the 2010 Allstate Sugar Bowl victory over Cincinnati.

2010 Season:

Games (starts): 13 (0)

- Participated in all 13 games during the campaign.
- Played on Florida's field-goal unit in the Gators' SEC games, versus Appalachian State and Florida State.
- Saw action for the first time as a Gator in UF's season opener against Miami University.

Prior To This Season:

- See Page 114 of the 2010 Florida Media Guide

73 - XAVIER NIXON

Sophomore (1L) • 6-5 • 300
Fayetteville, N.C. (Jack Britt)

Career:

Games (starts): 22 (13)

- Has seen action in 22 games as a Gator, with 13 career starts.

2010 Season:

Games (starts): 12 (8)

- Has also seen time at the tight end position and contributes on special teams on the field-goal unit.
- Started in Florida's games versus Tennessee, Kentucky, Alabama, Mississippi State, Georgia, Vanderbilt, Appalachian State and Florida State.
- Graded out a Champion in Florida's win over Kentucky.
- Started at left tackle versus Tennessee.
- Was sidelined for Florida's first game of the season, but saw action versus USEF.

Prior To This Season:

- See Page 119 in the 2010 Florida Media Guide

68 - LEON ORR

Freshman (HS) • 6-4 • 315
New Port Richey, Fla. (Gulf)

Career:

Games (starts): 0 (0)

- A four-star prospect rated the No. 8 defensive tackle in the nation by Rivals.com

2010 Season:

Games (starts): 0 (0)

- Did not see playing time in Florida's first 12 games.

Prior To This Season:

- See Page 133 of the 2010 Florida Media Guide

71 - MATT PATCHAN

RS Sophomore (2L) • 6-6 • 292
Tampa, Fla. (Armwood)

Career:

Games (starts): 15 (1)

- Made 11 appearances as a true freshman on the defensive line, securing a start against Kentucky, but switched back to the offensive line during the spring of 2009.

2010 Season:

Games (starts): 0 (0)

- Was sidelined for the entire season.

Prior To This Season:

- See Page 120 of the 2010 Florida Media Guide

OFFENSIVE LINE

55 - MIKE POUNCEY

Senior (3L) • 6-4 • 310
Lakeland, Fla. (Lakeland)

Career:

Games (starts): 54 (45)

- Saw action in 54 games at Florida, including 45 starts as a Gator.

2010 Season:

Games (starts): 13 (13)

- Named to AP All-SEC Second Team
- Started at center in all 13 games last season.
- Graded out a Champion in Florida's win over Vanderbilt.
- Graded out a team-high 92 percent and was named to UF's Champions' Club for his efforts versus Georgia.
- Started and graded out a Champion in Florida's victory over UK.
- Graded out a Champion in Florida's win over Tennessee.
- Moved to center this year and has started in Florida's victories over Miami University, USEF and Tennessee.
- Received co-offensive player of the game accolades after grading out a Champion at 95 percent in the Gators' victory over USEF.
- Was selected as the SEC Offensive Lineman of the Week after the USEF game.

Prior To This Season:

- See Page 122 in the 2010 Florida Media Guide

50 - SAM ROBEY

RS Sophomore (1L) • 6-4 • 293
Louisville, Ky. (Trinity)

Career:

Games (starts): 25 (0)

- Redshirt sophomore offensive lineman who has seen action in 25 games for the Gators during his tenure on campus.

2010 Season:

Games (starts): 10 (0)

- Played in the Gators' games versus Alabama, LSU, Mississippi State and Penn State on the field-goal unit.
- Saw time at center in Florida's wins over Kentucky, Vanderbilt, Appalachian State and Florida State.
- Played on special teams in the goal-line package and field-goal team in Florida's victory over Tennessee.
- Saw first action of the season in Florida's victory over USEF.

Prior To This Season:

- See Page 124 of the 2010 Florida Media Guide

77 - IAN SILBERMAN**Freshman (HS) • 6-5 • 285****Orange Park, Fla. (Fleming Island)****Career:**

Games (starts): 1 (0)

- A four-star recruit and eighth-ranked offensive tackle according to Rivals.com.

2010 Season:

Games (starts): 1 (0)

- Saw first and only action as a Gator in the season opener.

Prior To This Season:

- See Page 134 of the 2010 Florida Media Guide

60 - WILLIAM STEINMANN**Junior (1L) • 6-5 • 272****Daytona Beach, Fla. (Spruce Creek)****Career:**

Games (starts): 18 (0)

- Junior offensive lineman who has seen action in 18 games during his career as a Gator.

2010 Season:

Games (starts): 12 (0)

- Played on special teams on Florida's field-goal unit in all SEC competition, versus Florida State and in the Gators' win over Penn State in the Outback Bowl.
- Saw time in Florida's victory over USEF.

Prior To This Season:

- See Page 126 in the 2010 Florida Media Guide

66 - JAMES WILSON**RS Junior (2L) • 6-3 • 315****St. Augustine, Fla. (Nease)****Career:**

Games (starts): 26 (5)

- Redshirt junior offensive lineman who has played in 26 games at Florida, including five starts, after redshirting his first year on campus

2010 Season:

Games (starts): 2 (1)

- Did not play in Florida's last 10 games, as he was sidelined with a knee injury.

- Made the start at left guard versus the Miami RedHawks and also saw time against USEF.

Prior To This Season:

- See Page 130 of the 2010 Florida Media Guide

78 - DAVID YOUNG**RS Sophomore (1L) • 6-4 • 304****Edwardsville, Ill. (Edwardsville)****Career:**

Games (starts): 16 (0)

- A redshirt sophomore offensive lineman that has seen action in 16 games during his career as a Gator.

2010 Season:

Games (starts): 2 (0)

- Suffered a knee injury and was sidelined for Florida's last 10 games.
- Saw time on the offensive line and on Florida's field-goal unit in the season opener and in UF's victory over USEF.

Prior To This Season:

- See Page 116 in the 2010 Florida Media Guide

DEFENSIVE LINE

47 - BRANDON ANTWINE

RS Senior (3L) • 6-0 • 290
Garland, Texas (Garland)

Career:

Games (starts): 35 (4)

- Four-year defensive tackle who has served as a backup.

2010 Season:

Games (starts): 9 (1)

- Had nine tackles last season with one sack and three tackles for loss.
- Contributed two tackles, including one for loss, in Florida's win over Penn State in the Outback Bowl.
- Earned his first start of the season at defensive tackle versus Appalachian State and teamed up for a tackle for loss.
- Had two tackles versus South Carolina.
- Contributed one tackle in Florida's win over Vanderbilt.
- Was sidelined for the games against Kentucky, LSU, Mississippi State and Georgia.
- Had his first-career sack for a loss of five yards in Florida's win over Tennessee.

Prior To This Season:

- See Page 91 of the 2010 Florida Media Guide

BA Career Defensive Statistics (* games)

Year	UT-AT	TT	TFL	QBS	FF	FR	PD	INT
2006 *8	1-3	4	0.0	0.0	0	0	1	0
2007 *4	3-4	7	0.5	0.0	0	0	0	0
2008 *7	1-2	3	0.0	0.0	0	0	0	0
2009 *7	2-1	3	1.0	0.0	0	0	0	0
2010 *9	6-3	9	2.0	1.0	0	0	0	0
Totals	13-13	26	3.5	1.0	0	0	1	0

ANTWINE'S CAREER HIGHS

Tackles: 3 (Troy, 2007)
QB Sacks: 1 (Tennessee, 2010)
Forced Fumbles: None
Interceptions: None

61 - GARY BEEMER

RS Senior (SQ) • 5-11 • 263
Valrico, Fla. (Newsome)

Career:

Games (starts): 4 (0)

- A redshirt senior defensive lineman who enrolled at Florida in August of 2006 and walked on in March of 2008.

2010 Season:

Games (starts): 1 (0)

- In his first action, rushed three times for four yards and scored his first-career touchdown against Appalachian State.

- Was named Defensive Scout Team Player of the Week after the Miami University game.

Prior To This Season:

- See page 92 in the 2010 Florida Media Guide

GB Career Defensive Statistics (* games)

Year	UT-AT	TT	TFL	QBS	FF	FR	PD	INT
2010 *1	0-0	0	0.0	0.0	0	0	0	0
Totals	0-0	0	0.0	0.0	0	0	0	0

GB Career Rushing Statistics (* games)

Year	No.	Yds	Avg.	TDs	Long
2010 *1	3	4	1.3	1	3
Totals	3	4	1.3	1	3

Rushing Attempts: 3 (Appalachian State, 2010)

Rushing Yards: 4 (Appalachian State 2010)

Rushing TDs: 1 (Appalachian State, 2010)

Longest Rush: 3 (Appalachian State, 2010)

58 - DOMINIQUE EASLEY

Freshman (HS) • 6-1 • 280
Staten Island, N.Y. (Curtis)

Career:

Games (starts): 5 (0)

- Ranked a five-star prospect and No. 2 defensive tackle in the country by both Scout.com and Rivals.com.

2010 Season:

Games (starts): 5 (0)

- Teamed up for a tackle versus Appalachian State.
- Had one tackle in Florida's victory over Georgia.
- Recorded one tackle in his first game as a Gator on opening day and teamed up for a tackle in Florida's game versus Alabama.
- Did not see action in Florida's games versus LSU Mississippi State, or Vanderbilt.

Prior To This Season:

- See Page 133 in the 2010 Florida Media Guide

DE Career Defensive Statistics (* games)

Year	UT-AT	TT	TFL	QBS	FF	FR	PD	INT
2010 *5	1-3	4	0.0	0.0	0	0	0	0

EASLEY'S CAREER HIGHS

Tackles: 1 (4x, last vs. Appalachian State, 2010)
QB Sacks: None
Forced Fumbles: None
Interceptions: None

73 - SHARRIF FLOYD

Freshman (HS) • 6-3 • 301
Philadelphia, Pa. (George Washington)

Career:

Games (starts): 13 (2)

- Ranked a five-star prospect and No. 1 defensive tackle in the country by Scout.com.

2010 Season:

Games (starts): 13 (2)

- Named to the 2010 Coaches' Freshman All-SEC Team.
- Had 23 tackles, 13 assisted and 10 solo, with 6.5 for loss.
- Was one of seven true freshmen to play in every game and one of four true freshmen to make a start in 2010.
- Earned a starting spot and contributed two tackles, including one for loss, in the Gators' win over Penn State in the Outback Bowl.
- Was named Player of the Game in Florida's win over Vanderbilt.
- Recorded three tackles and one for loss versus Appalachian State.
- Had a career game against Vanderbilt with seven tackles, three tackles for a loss of 10 yards and one quarterback hurry.
- Had two tackles in UF's win over Georgia.
- Teamed up for a tackle in Florida's game versus LSU.
- Recorded two tackles in the Gators' game versus Alabama.
- Recorded his first-career start in Florida's win over Kentucky. Had two tackles and teamed up for a tackle for a loss of one yard.
- Tallied one tackle for a loss of one yard versus USEF.
- In his first game as a Gator in the season opener, he recorded three tackles and received a special mention from his coaches.

Prior To This Season:

- See Page 133 of the 2010 Florida Media Guide

SF Career Defensive Statistics (* games)

Year	UT-AT	TT	TFL	QBS	FF	FR	PD	INT
2010 *13	10-13	23	6.5	0.0	0	0	0	0
Totals	10-13	23	6.5	0.0	0	0	0	0

FLOYD'S CAREER HIGHS

Tackles: 7 (Vanderbilt, 2010)
QB Sacks: None
Forced Fumbles: None
Interceptions: None

96 - WILLIAM GREEN

Junior (2L) • 6-3 • 252
Hoover, Ala. (Spain Park)

Career:

Games (starts): 39 (1)

- Has collected 32 tackles (21 solo, 11 assisted), 9.0 tackles for loss, two quarterback sacks and one punt block in his career.

2010 Season:

Games (starts): 13 (0)

- Played in all 13 games for the Gators in 2010.

PLAYER UPDATES

- Eleven of his 13 tackles were solo and he had four tackles for a loss of 15 yards.
- Contributed a tackle in Florida's win over Penn State in the Outback Bowl.
- Recorded two solo tackles and one for loss versus Florida State.
- Had three tackles and his first sack of the season versus Appalachian State.
- Contributed a solo tackle in Florida's defeat of Vanderbilt and returned a kickoff a career-high 11 yards.
- Recorded a tackle for a loss of five yards in UF's win over Georgia.
- Had a tackle in the Gators' game versus LSU and saw time on special teams on the punt, punt block and kickoff return units.
- Recorded two tackles in Florida's game versus Alabama.
- Recorded two unassisted tackles, including one for a loss of eight yards on UF's one-yard line.
- Played in the season opener and fielded a kickoff return for eight yards.

Prior To This Season:

- See page 132 in the 2010 Florida Media Guide

WG Career Defensive Statistics (* games)

Year	UT-AT	TT	TFL	QBS	FF	FR	PD	INT
2008 *12	4-3	7	2.0	1.0	0	0	0	0
2009 *14	6-6	12	3.0	0.0	0	0	0	0
2010 *13	11-2	13	4.0	1.0	0	0	0	0
Totals	21-11	32	9.0	2.0	0	0	0	0

WG Career Punt Returns (* games)

Year	No.	Yds	Avg.	TDs	Long
2008 *12	1	23	23.0	0	0
2009 *14	0	0	--	0	0
2010 *13	0	0	--	0	0
Totals	1	23	23.0	0	0

WG Career Kickoff Returns (* games)

Year	No.	Yds	Avg.	TDs	Long
2008 *12	0	0	--	0	0
2009 *14	0	0	--	0	0
2010 *13	3	19	6.3	0	11
Totals	3	19	6.3	0	11

GREEN'S CAREER HIGHS

Tackles: 3 (3x, last vs. Appalachian State, 2010)
QB Sacks: 1 (2x, last vs. Appalachian State, 2010)
Forced Fumbles: None
Interceptions: None
Punt Blocks: 1 (Kentucky, 2008)
Kick Returns: 1 (3x, last vs. Vanderbilt, 2010)
Kick Return Yardage: 11 (Vanderbilt, 2010)
Longest Kick Return: 1 (Vanderbilt, 2010)

6 - JAYE HOWARD
RS Junior (2L) • 6-3 • 302
Apopka, Fla. (Jones)

Career:

Games (starts): 31 (12)

- Started at defensive end in Florida's victories over Tennessee and Kentucky, at Alabama and versus Mississippi State.
- Has collected 66 tackles (43 solo, 23 assisted), 15.5 tackles for loss, 5.5 quarterback sacks and a fumble recovery.

2010 Season:

Games (starts): 11 (8)

- Wore jersey number 62 at Alabama in tribute to former Gator Lamar Abel, a former walk-on who was part of the 2008 Florida National Championship team. Abel passed away on May 22, 2010.
- Had 29 tackles on the season with 10.0 tackles for loss.
- Graded out a Champion and was named Player of the Game versus Miami and Kentucky.
- Started at defensive tackle and contributed five tackles, all solo, including one for loss in Florida's win over Penn State in the Outback Bowl.
- Recorded two tackles for a loss of five yards versus Florida State.
- Teamed up for a tackle versus Appalachian State.
- Contributed a tackle in Florida's game versus South Carolina.
- Was sidelined for UF's games versus Georgia and Vanderbilt with a right ankle injury.
- Contributed three tackles, including a half for a loss versus Mississippi State.
- Had five tackles, two for a loss of 11 yards and teamed up for a sack in the Gators' game versus LSU.
- Started and recorded one tackle in Florida's game versus Alabama.
- Was named the player of the game versus Kentucky for his three tackles and one tackle for loss.
- Recorded his first start of the season, had two sacks for a total loss of 12 yards and graded out a Champion versus Miami University.
- Was one of three SEC players to record the most (2) sacks in the first week.
- Only five players in all of college football had more sacks than Howard in the first week.

Prior To This Season:

- See Page 108 of the 2010 Florida Media Guide

JH Career Defensive Statistics (* games)

Year	UT-AT	TT	TFL	QBS	FF	FR	PD	INT
2008 *8	6-2	8	2.5	1.5	0	1	0	0
2009 *12	18-11	29	3.0	1.5	0	0	0	0
2010 *11	19-10	29	10.0	2.5	0	0	0	0
Totals	43-23	66	15.5	5.5	0	1	0	0

HOWARD'S CAREER HIGHS

Tackles: 10 (Alabama, 2009)
QB Sacks: 2.0 (Miami, 2010)
Forced Fumbles: None
Interceptions: None

DEFENSIVE LINE

99 - OMAR HUNTER

RS Sophomore (1L) • 6-0 • 307

Buford, Ga. (Buford)

Career:

Games (starts): 29 (17)

- Has collected 40 tackles, including 17 solo and 23 assisted, 4.5 tackles for loss, a pass breakup and a blocked field goal.

2010 Season:

Games (starts): 13 (6)

- Had 23 tackles in 13 games this year.
- Also contributed to Florida's special teams on the punt and kick return units.
- Contributed two tackles including one for loss, in Florida's win over Penn State in the Outback Bowl.
- Recorded four tackles, including one for loss versus Florida State.
- Had one tackle in the Gators' game versus South Carolina.
- Contributed two tackles in Florida's defeat of Vanderbilt.
- Earned a starting spot in UF's win over Georgia.
- Recorded four tackles in the Gators' game versus Mississippi State.
- Had one tackle in Florida's game versus LSU.
- Started and recorded a tackle in the Gators' game versus Alabama.
- Recorded three tackles and one pass breakup and graded out a Champion versus Kentucky. Also blocked Florida's first kick of the season on a field-goal attempt in the fourth quarter.
- Started in Florida's victory over Tennessee.

Prior To This Season:

- See Page 108 in the 2010 Florida Media Guide

OH Career Defensive Statistics (* games)

Year	UT-AT	TT	TFL	QBS	FF	FR	PD	INT
2008 *2	0-0	0	0.0	0.0	0	0	0	0
2009 *14	8-9	17	2.0	0.0	0	0	0	0
2010 *13	9-14	23	2.5	0.0	0	0	1	0
Totals	17-23	40	4.5	0.0	0	0	1	0

HUNTER'S CAREER HIGHS

Tackles: 6 (Arkansas, 2009)
QB Sacks: None
Forced Fumbles: None
Interceptions: None

93 - KEDRIC JOHNSON

RS Freshman (SQ) • 6-4 • 230

Palmetto, Fla. (Palmetto)

Career:

Games (starts): 12 (0)

- A redshirt freshman defensive end who has played in 12 games as a Gator.

PLAYER UPDATES

2010 Season:

Games (starts): 12 (0)

- Saw action in all 13 games with two solo tackles and two assisted tackles, one tackle for loss and one pass breakup.
- Saw time on Florida's punt block, kickoff and kick return units.
- Recorded a career-high two tackles, one for loss, and a pass breakup versus Appalachian State.
- Collected two of the Gators' four quarterback hurries against the Vols.
- Played on kickoff coverage and kick return team in Florida's win over Tennessee.

Prior To This Season:

- See Page 112 of the 2010 Florida Media Guide

KJ Career Defensive Statistics (* games)

Year	UT-AT	TT	TFL	QBS	FF	FR	PD	INT
2010 *12	2-2	4	1.0	0.0	0	0	1	0
Totals	2-2	4	1.0	0.0	0	0	1	0

JOHNSON'S CAREER HIGHS

Tackles: 2 (Appalachian State, 2010)

QB Sacks: None

Forced Fumbles: None

Interceptions: None

57 - SAMUEL JOHNSON

RS Sophomore (SQ) • 6-1 • 266

Eureka, Mo. (Eureka)

Career:

Games (starts): 0 (0)

- A redshirt sophomore defensive end who walked on to the team in September of 2009. Has dressed for four games as a Gator, but has yet to see game action.

2010 Season:

Games (starts): 0 (0)

- Did not see action in Florida's first 12 games.

Prior To This Season:

- See Page 113 in the 2010 Florida Media Guide

SJ Career Defensive Statistics (* games)

Year	UT-AT	TT	TFL	QBS	FF	FR	PD	INT
2010 *1	0-0	0	0.0	0.0	0	0	0	0
Totals	0-0	0	0.0	0.0	0	0	0	0

44 - DUKE LEMMENS

Senior (3L) • 6-3 • 250

Westlake Village, Calif. (Oaks Christian)

Career:

Games (starts): 45 (14)

- Recorded 66 tackles, including 32 solo and 34 assisted, forced one fumble, recovered one fumble, owns 9.5 tackles for loss, 5.0 quarterback sacks and one quarterback hurry in his career.
- Was one of two defensive players that graded out

a Champion in Florida's victory over USF.

2010 Season:

Games (starts): 13 (13)

- Started all 13 games, contributing on the defensive line and at the linebacker position in 2010. Recorded at least one tackle in every game.
- Had 43 tackles, 25 assisted and 18 solo, including 6.5 tackles for loss and three sacks.
- Had two tackles, including one for loss, in Florida's win over Penn State in the Outback Bowl.
- Contributed a solo tackle versus Florida State.
- Recorded two tackles, one for loss versus Appalachian State.
- Had six tackles, including four solo, versus South Carolina.
- Recorded three tackles and one sack for a loss of seven yards in Florida's defeat of Vanderbilt.
- Teamed up for a tackle and graded out a Champion in UF's win over Georgia.
- Contributed five tackles in Florida's game versus Mississippi State.
- Had five tackles and teamed up for a tackle-for-loss in the Gators' game versus LSU.
- Recorded a career and team-high eight tackles, one sack and one tackle for loss in Florida's game versus Alabama.
- Was named Florida's Defensive Player of the Game for his performance against Tennessee.
- Recorded two tackles and a quarterback hurry and graded out a Champion in UF's win over Kentucky, then a career-high five tackles and one sack for a loss of six yards in Florida's victory over Tennessee.
- Recorded two tackles, one for a three-yard loss, recovered a fumble at UF's 12-yard line and graded out a Champion versus USF.

Prior To This Season:

- See Page 115 of the 2010 Florida Media Guide

DL Career Defensive Statistics (* games)

Year	UT-AT	TT	TFL	QBS	FF	FR	PD	INT
2007 *11	1-5	6	0.0	0.0	0	0	0	0
2008 *10	4-3	7	3.0	2.0	1	0	0	0
2009 *11	9-1	10	0.0	0.0	0	0	0	0
2010 *13	18-25	43	6.0	3.0	0	1	0	0
Totals	32-34	66	9.0	5.0	1	1	0	0

LEMMENS' CAREER HIGHS

Tackles: 8 (Alabama, 2010)

QB Sacks: 2.0 (LSU, 2008)

Forced Fumbles: 1 (LSU, 2008)

Interceptions: None

90 - LAWRENCE MARSH

RS Senior (3L) • 6-5 • 290

Augusta, Ga. (Josey)

Career:

Games (starts): 40 (18)

- Had 50 tackles, 23 solo and 27 assisted, owns 7.5 tackles for loss and 4.0 quarterback sacks.

DEFENSIVE LINE

2010 Season:

Games (starts): 9 (5)

- Saw time in nine games with nine tackles and earned a starting spot in UF's games versus USF, LSU, Mississippi State, Vanderbilt and South Carolina.
- Was sidelined for Florida's final two games versus Florida State and Penn State.
- Recorded one solo tackle in Florida's defeat of Vanderbilt.
- Missed the games versus Tennessee and Kentucky after suffering an arm injury.

Prior To This Season:

- See Page 116 in the 2010 Florida Media Guide

LM Career Defensive Statistics (* games)

Year	UT-AT	TT	TFL	QBS	FF	FR	PD	INT
2007 *8	3-2	5	1.5	0.5	0	0	0	0
2008 *14	14-14	28	5.5	3.0	0	0	0	0
2009 *9	2-6	8	0.5	0.5	0	0	0	0
2010 *9	4-5	9	0.0	0.0	0	0	0	0
Totals	23-27	50	7.5	4.0	0	0	0	0

MARSH'S CAREER HIGHS

Tackles: 5 (Ole Miss, 2008)

QB Sacks: 2 (Hawaii, 2008)

Forced Fumbles: None

Interceptions: None

34 - LERENTEE MCCRAY

RS Sophomore (1L) • 6-2 • 245

Ocala, Fla. (Dunnellon)

Career:

Games (starts): 21 (0)

- Made the switch from linebacker to defensive end in fall of 2009, has 16 tackles (14 solo, two assisted)

2010 Season:

Games (starts): 10 (0)

- Played in 10 games with one tackle in Florida's victory over USF and one tackle for loss versus Kentucky.
- Returned a blocked punt 27 yards for his first-career touchdown in the second quarter of the Outback Bowl against Penn State.
- Contributed a tackle versus Florida State.
- Had two tackles versus South Carolina.
- Recorded one tackle, forced one fumble, had two quarterback hurries and graded out a Champion in Florida's defeat of Vanderbilt.

Prior To This Season:

- See Page 117 of the 2010 Florida Media Guide

PLAYER UPDATES

LM Career Defensive Statistics (* games)

Year	UT-AT	TT	TFL	QBS	FF	FR	PD	INT
2008 *8	5-0	5	0.0	0.0	0	0	0	0
2009 *3	4-1	5	0.0	0.0	0	0	0	0
2010 *10	5-1	6	0.5	0.0	1	0	0	0
Totals	14-2	16	0.5	0.0	1	0	0	0

McCRAVY'S CAREER HIGHS

Tackles: 3 (Charleston Southern, 2009)

QB Sacks: None

Forced Fumbles: 1 (Vanderbilt, 2010)

Fumble Recoveries: None

Interceptions: None

91 - EARL OKINE

RS Sophomore (SQ) • 6-7 • 282
Gainesville, Fla. (Gainesville)

Career:

Games (starts): 16 (0)

• A redshirt sophomore defensive end who has seen action in 16 games as a Gator defensive lineman.

2010 Season:

Games (starts): 11 (0)

- Played in 11 games, recorded five total tackles and played on special teams on the punt block and field-goal units.
- Was sidelined for Florida's games versus Florida State and Penn State.
- Contributed a tackle in Florida's defeat of Vanderbilt.
- Had one tackle, his first-career sack for five yards and one tackle for a five-yard loss against Kentucky.

Prior To This Season:

- See Page 119 of the 2010 Florida Media Guide

EO Career Defensive Statistics (* games)

Year	UT-AT	TT	TFL	QBS	FF	FR	PD	INT
2009 *5	2-0	2	0.0	0.0	0	0	0	0
2010 *11	3-2	5	1.0	1.0	0	0	0	0
Totals	5-2	7	1.0	1.0	0	0	0	0

OKINE'S CAREER HIGHS

Tackles: 2 (Charleston Southern, 2009)

QB Sacks: 1 (Kentucky, 2010)

Forced Fumbles: None

Interceptions: None

7 - RONALD POWELL

Freshman (HS) • 6-4 • 248

Moreno Valley, Calif. (Rancho Verde)

Career:

Games (starts): 13 (1)

• Ranked a five-star prospect, the No. 1 defensive end and the No. 1 overall prospect by Rivals.com.

2010 Season:

Games (starts): 13 (1)

- Named to the 2010 Coaches Freshman All-SEC Team.
- One of seven true freshmen to play in every game in 2010.
- Contributed on Florida's special teams on the kickoff, kickoff return and punt block units.
- Had 25 tackles and one pass breakup through 13 games.
- Recorded one tackle and one pass breakup in Florida's win over Penn State in the Outback Bowl.
- Contributed two tackles versus Florida State.
- Had a career-high nine tackles (six solo) and one tackle for loss versus Appalachian State.
- Recorded two tackles and his first kickoff return for 20 yards versus South Carolina.
- Contributed two tackles and a pass breakup in Florida's defeat of Vanderbilt.
- Had a career-high three tackles in UF's win over Georgia.
- Contributed two tackles in Florida's game versus Mississippi State.
- Recorded one tackle in the Gators' game at Alabama.
- Recorded his first-career sack for a loss of four yards and one tackle versus Tennessee.

Prior To This Season:

- See Page 134 of the 2010 Florida Media Guide

RP Career Defensive Statistics (* games)

Year	UT-AT	TT	TFL	QBS	FF	FR	PD	INT
2010 *13	16-9	25	2.5	1.0	0	0	2	0
Totals	16-9	25	2.5	1.0	0	0	2	0

RP Career Kickoff Returns (* games)

Year	No.	Yds	Avg.	TDs	Long
2010 *13	1	20	20.0	0	20
Totals	1	20	20.0	0	20

POWELL'S CAREER HIGHS

Tackles: 9 (Appalachian State, 2010)

QB Sacks: None

Forced Fumbles: None

Interceptions: None

Kick Returns: 1 (South Carolina, 2010)

Kick Return Yardage: 20 (South Carolina, 2010)

Longest Kick Return: 20 (South Carolina, 2010)

92 - TERRON SANDERS

RS Senior (2L) • 6-1 • 309

Bradenton, Fla. (Southeast)

Career:

Games (starts): 42 (28)

• Recorded 62 tackles with 24 solo and 38 assisted, including 8.5 tackles for loss, a pass deflection and a fumble recovery.

2010 Season:

Games (starts): 11 (8)

DEFENSIVE LINE

- Totaled 18 tackles, 11 assisted and seven solo.
- Also contributed on special teams on the punt unit.
- Earned a starting spot in eight games in 2010.
- Was sidelined for Florida's game versus Penn State.
- Teamed up for a tackle versus Appalachian State.
- Recorded two tackles versus South Carolina.
- Recorded his first fumble recovery and ran it 45 yards for his first-career touchdown and graded out a Champion in Florida's defeat of Vanderbilt.
- The 45-yard fumble return was the longest under Meyer and the longest by a UF player since Kiewan Ratliff's 77-yard fumble return vs. Florida State on Nov. 29, 2003.
- Earned a starting spot in UF's win over Georgia and recorded one tackle.
- Contributed three tackles versus Mississippi State.
- Had four tackles including one tackle for loss in the Gators' game versus LSU.
- Recorded a career-high five tackles in Florida's game versus Alabama.
- Had two tackles, including one for a loss of two yards, versus Tennessee.

Prior To This Season:

- See Page 125 in the 2010 Florida Media Guide

TS Career Defensive Statistics (* games)

Year	UT-AT	TT	TFL	QBS	FF	FR	PD	INT
2007 *5	3-1	4	1.0	0.0	0	0	0	0
2008 *14	8-13	21	4.0	0.0	0	1	0	0
2009 *12	6-13	19	2.0	0.0	0	0	1	0
2010 *11	7-11	18	1.5	0.0	0	1	1	0
Totals	24-38	62	8.5	0.0	0	2	2	0

SANDERS' CAREER HIGHS

Tackles: 5 (Alabama, 2010)

QB Sacks: None

Forced Fumbles: None

Interceptions: None

70 - SHAWN SCHMIEDER

RS Senior (SQ) • 6-4 • 275

Jacksonville, Fla. (Bishop John J. Snyder)

Career:

Games (starts): 17 (0)

- Saw time on special teams in the field-goal unit.
- A redshirt senior defensive lineman who enrolled at Florida in the summer of 2007 and walked on to the team in August of 2007.

2010 Season:

Games (starts): 12 (0)

- Has played on special teams in 12 games in 2010.

Prior To This Season:

- See Page 126 of the 2010 Florida Media Guide

SS Career Defensive Statistics (* games)

Year	UT-AT	TT	TFL	QBS	FF	FR	PD	INT
2008 *3	0-0	0	0.0	0.0	0	0	0	0
2009 *2	0-0	0	0.0	0.0	0	0	0	0
2010 *12	0-0	0	0.0	0.0	0	0	0	0
Totals	0-0	0	0.0	0.0	0	0	0	0

85 - LYNDEN TRAIL

Freshman (HS) • 6-7 • 217

Miami, Fla. (Booker T. Washington)

Career:

Games (starts): 0 (0)

- Ranked a four-star prospect and No. 7 weakside defensive end in the country by Rivals.com.

2010 Season:

Games (starts): 0 (0)

- Did not see action this season.

Prior To This Season:

- See Page 134 of the 2010 Florida Media Guide

LT Career Defensive Statistics (* games)

Year	UT-AT	TT	TFL	QBS	FF	FR	PD	INT
2010 *0	0-0	0	0.0	0.0	0	0	0	0
Totals	0-0	0	0.0	0.0	0	0	0	0

94 - JUSTIN TRATTOU

Senior (3L) • 6-4 • 255

Ramsey, N.J. (Don Bosco Prep)

Career:

Games (starts): 52 (31)

- Recorded 121 tackles (75 solo, 47 assisted), 26.0 tackles for loss, 8.5 sacks, three interceptions, one forced fumble, one fumble recovery, one pass breakup and three pass deflections.

2010 Season:

Games (starts): 13 (13)

- Was fourth on the Gators with 57 tackles, 35 solo and is first on the team with 12 tackles for loss.
- Had a tackle for loss in nine out of the Gators' last 11 games.
- Contributed one solo tackle and one pass breakup in Florida's win over Penn State in the Outback Bowl.
- Had six tackles and two for loss versus Florida State.
- Graded out a Champion in all of Florida's games but one.
- Recorded four tackles, including one for loss versus Appalachian State.
- Contributed four tackles versus South Carolina.
- Recorded two tackles and a sack for a loss of three yards in Florida's defeat of Vanderbilt.

- Contributed eight tackles, seven solo and one tackle for loss in UF's win over Georgia.
- Matched his career-high with nine tackles, including 1.5 for loss versus Mississippi State.
- Had a career-high nine tackles, including one for loss against LSU.
- Recorded two tackles and a tackle for a loss of four yards in the Gators' game versus Alabama.
- Had three tackles and two tackles for a loss of two yards and graded out a Champion versus Kentucky.
- Was named one of Florida's defensive players of the game for his performance against Tennessee
- Teamed up for a sack for a loss of two yards in UF's win over Tennessee. Also recorded three tackles in the victory.
- Had three unassisted tackles and one interception for a 35-yard touchdown versus USF. His interception gave him three for his career, the eighth-most by a defensive end since 1996 and tied for first in the SEC for interception return touchdowns.
- Was one of two defensive players that graded out a Champion in Florida's victory over USF.
- Recorded one solo and two assisted tackles in the season opener, when he started at defensive end and graded out a Champion.

Prior To This Season:

- See Page 128 in the 2010 Florida Media Guide

JT Career Defensive Statistics (* games)

Year	UT-AT	TT	TFL	QBS	FF	FR	PD	INT
2007 *12	12-8	20	6.5	3.5	1	0	1	1
2008 *14	17-10	27	4.0	1.5	0	0	1	0
2009 *13	11-6	17	4.5	2.0	0	1	1	1
2010 *13	35-22	57	10.0	1.5	0	0	1	1
Totals	75-46	121	25.0	8.5	1	1	4	3

TRATTOU'S CAREER HIGHS

Tackles: 9 (2, last vs. Mississippi State, 2010)

QB Sacks: 2 (Florida Atlantic, 2007)

Forced Fumbles: 1 (Michigan, 2008)

Interceptions: 1 (3x, last USF, 2010)

65 - GLEN WATSON

RS Sophomore (SQ) • 6-2 • 299

Pensacola, Fla. (Escambia)

Career:

Games (starts): 2 (0)

- Has played in two games during his tenure as a Gator, but has not recorded any career tackles.

2010 Season:

Games (starts): 0 (0)

- Did not see any action in Florida's 13 games.

Prior To This Season:

- See www.gatorzone.com

LINEBACKERS

25 - GIDEON AJAGBE

Freshman • 6-2 • 212
Coconut Grove, Fla. (Ransom Everglades)

2010 Season:

Games (starts): 0 (0)

- Tore rotator cuff in preseason camp.

Prior To This Season:

- See page 132 of 2010 Florida Media Guide.

GA Career Defensive Statistics (* games)

Year	UT-AT	TT	TFL	QBS	FF	FR	PD	INT
2010 *0	0-0	0	0.0	0.0	0	0	0	0
Totals	0-0	0	0.0	0.0	0	0	0	0

48 - NEIRON BALL

Freshman (HS) • 6-2 • 222
Jackson, Ga. (Jackson)

Career:

Games (starts): 13 (0)

- Rated a four-star prospect by Scout.com and Rivals.com.

2010 Season:

Games (starts): 13 (0)

- Member of kickoff and kickoff return units who saw action in all 13 games.
- Had 10 tackles on the season, three unassisted and seven assisted.
- Matched his season-high with two tackles (one solo) vs. Penn State in the 2011 Outback Bowl.
- Registered an assisted tackle and was credited for his first career tackle-for-loss vs. Appalachian State.
- Tied his season-high with two tackles (one solo) at Vanderbilt.
- Made one tackle vs. LSU.
- Collected one tackle vs. Kentucky.
- Had one solo tackle at Tennessee.
- Recorded the first two tackles of career vs. USF.
- Made collegiate debut against Miami University.

Prior To This Season:

- See Page 132 in the 2010 Florida Media Guide

NB Career Defensive Statistics (* games)

Year	UT-AT	TT	TFL	QBS	FF	FR	PD	INT
2010 *13	3-7	10	0.5	0.0	0	0	0	0
Totals	3-7	10	0.5	0.0	0	0	0	0

BALL'S CAREER HIGHS

Tackles: 2 (3x-last vs. Penn State, 2011 Outback Bowl)

QB Sacks: None
Forced Fumbles: None
Interceptions: None

52 - JONATHAN BOSTIC

Sophomore • 6-1 • 238
Wellington, Fla. (Palm Beach Central)

Career:

Games (starts): 25 (6)

- Started in six games this season after seeing action in 12 games in 2009.

2010 Season:

Games (starts): 13 (6)

- Finished season tied for third on the Gators with 57 tackles, 36 solo and 21 assisted. He completed the season with seven games of five or more tackles.
- Is tied for ninth in the SEC in interceptions (and tied for first among linebackers) and is tied for eighth nationally among linebackers for interceptions with three.
- Had five tackles (four solo) and a career-high two pass break-ups vs. Penn State in the 2011 Outback Bowl.
- Registered five tackles (two solo) at Florida State.
- Credited with three solo tackles vs. Appalachian State and added his first career pass break-up.
- Tallied three solo tackles vs. South Carolina.
- Had four tackles, including one tackle-for-loss at Vanderbilt.
- Notched his first career solo sack vs. Georgia for a three-yard loss.
- Recorded eight tackles vs. Mississippi State, matching his career-high.
- Collected five tackles vs. LSU, which marked the fourth time he had made five or more tackles in a game this season and notched a half-sack.
- Made one tackle at Alabama.
- Had three tackles, a quarterback hit and his third interception of the season (second in as many games) vs. Kentucky.
- Graded out as a Champion vs. Tennessee.
- Led the Gators with a career-high eight tackles at Tennessee (five solo).
- Made a crucial interception in the red zone to end a second-quarter Tennessee drive, preserving a 7-3 Florida lead.
- Held the point of attack on Omarius Hines' 36-yard fake punt run vs. Tennessee.
- Registered six tackles vs. USF and his pressure forced a third-quarter Justin Trattou interception from USF QB B.J. Daniels.
- Recorded his first career start in the season opener at middle linebacker with five tackles and his first career interception.

Prior To This Season:

- See page 94 of 2010 Florida Media Guide.

JB Career Defensive Statistics (* games)

Year	UT-AT	TT	TFL	QBS	FF	FR	PD	INT
2009 *12	14-4	18	0.0	0.0	0	0	0	0
2010 *13	36-21	57	2.5	1.5	0	0	3	3
Totals	50-25	75	2.5	1.5	0	0	3	3

BOSTIC'S CAREER HIGHS

Tackles: 8 (2x-last Mississippi State, 2010)
QB Sacks: 1 (Georgia, 2010)
Forced Fumbles: None
Interceptions: 1 (3x-last vs. Kentucky, 2010)

26 - LORENZO EDWARDS

Senior • 6-1 • 240
Orlando, Fla. (Edgewater)

Career:

Games (starts): 45 (0)

- Top backup linebacker who played a key role on special teams.

2010 Season:

Games (starts): 13 (0)

- Member of the starting kickoff return and punt units and saw action in all 13 contests.
- Had 14 tackles, 11 of which were solo.
- Matched his season high with four tackles (three solo) in his final game in The Swamp vs. Appalachian State.
- Collected three tackles (two solo) and recovered the first fumble of his career at Vanderbilt.
- Was part of the linebacker rotation vs. Georgia in addition to his normal special teams' duties.
- Registered one tackle vs. Kentucky.
- Tallied two solo tackles vs. USF.
- Recorded four solo tackles in the season opener versus Miami.

Prior To This Season:

- See page 98 of 2010 Florida Media Guide.

LE Career Defensive Statistics (* games)

Year	UT-AT	TT	TFL	QBS	FF	FR	PD	INT
2007 *6	1-2	3	0.0	0.0	0	0	0	0
2008 *13	18-9	27	0.0	0.0	0	0	0	0
2009 *13	8-5	13	0.0	0.0	0	0	2	0
2010 *13	11-3	14	0.0	0.0	0	1	0	0
Totals	38-19	57	0.0	0.0	0	1	2	0

EDWARDS' CAREER HIGHS

Tackles: 9 (The Citadel, 2008)
QB Sacks: None
Forced Fumbles: None
Interceptions: None

13 DEE FINLEY

Sophomore • 6-2 • 222
Auburn, Ala. (Auburn)

Career:

Games (starts): 14 (0)

- True sophomore who has appeared in 14 games

PLAYER UPDATES

and recorded seven tackles playing special teams and backing up at safety.

2010 Season:

Games (starts): 4 (0)

- Had been a member of the starting kickoff and kickoff return units but missed the final seven games of the season after fracturing his collarbone in the LSU game.
- Played on the kickoff team vs. Tennessee, Kentucky, Alabama and LSU.
- Collected first tackle of the season at Alabama.
- Saw first action of the season on opening kickoff at Tennessee. Wore jersey #18 since both he and Trey Burton (#13) appeared on special teams.

Prior To This Season:

- See page 99 of 2010 Florida Media Guide

DF Career Defensive Statistics (* games)

Year	UT-AT	TT	TFL	QBS	FF	FR	PD	INT
2009 *10	5-2	7	0.0	0.0	0	0	0	0
2010 *4	0-1	1	0.0	0.0	0	0	0	0
Totals	5-3	8	0.0	0.0	0	0	0	0

FINLEY'S CAREER HIGHS

Tackles: 2 (2x, last vs Florida State, 2009)

QB Sacks: None

Forced Fumbles: None

Interceptions: None

40 - BRANDON HICKS

Senior • 6-2 • 228

Jacksonville, Fla.

(Nathan Bedford Forrest)

Career:

Games (starts): 53 (14)

- Recorded 117 total tackles in his career, along with 12 tackles for loss and 10 QB sacks.
- Was the most experienced defensive player on the team with 53 games played.

2010 Season:

Games (starts): 13 (5)

- Had 38 tackles through 13 games, 25 of which were solo.
- Registered four tackles vs. Penn State in the 2011 Outback Bowl and snared his first career interception which he returned for 14 yards late in the third quarter with the Gators trailing by four. Florida would take a lead they would not relinquish on the ensuing possession.
- Had two tackles at Florida State.
- Selected as the Defensive Player of the Game vs. Appalachian State by the Florida coaching staff.
- Matched his career-high of seven tackles vs. Appalachian State and jarred a ball loose that strong safety Ahmad Black recovered which led to a Florida touchdown. The forced fumble was the second of his career.
- Collected five solo tackles vs. South Carolina.

- Graded out a Champion at Vanderbilt, as he was credited with four tackles (three solo) and a sack of quarterback Larry Smith at Vanderbilt.
- Made second start of the season vs. Georgia in his hometown of Jacksonville.
- Started for the first time in 2010 vs. Mississippi State and recorded three assisted tackles.
- Made four tackles vs. LSU.
- Notched one tackle vs. Kentucky.
- Graded out as a Champion against Tennessee.
- Was the second-leading tackler for UF at Tennessee with six (four solo).
- Put pressure on Tennessee quarterback Matt Simms, as he was credited with one and a half sacks and a quarterback hurry.
- His hurry on B.J. Daniels in the third quarter of the USF game caused a Justin Trattou interception that was returned for a touchdown.
- Had one solo tackle in the season opener vs. Miami University.

Prior To This Season:

- See pages 105-106 of 2010 Florida Media Guide.

BH Career Defensive Statistics (* games)

Year	UT-AT	TT	TFL	QBS	FF	FR	PD	INT
2007 *13	3-10	13	0.5	0.5	0	0	2	0
2008 *14	19-15	34	2.5	2.0	0	0	4	0
2009 *13	22-10	32	5.0	4.0	1	0	2	0
2010 *13	25-13	38	2.5	2.5	1	0	0	1
Totals	69-48	117	10.5	9.0	2	0	8	1

HICKS' CAREER HIGHS

Tackles: 7 (2x-last vs. Appalachian State, 2010)

QB Sacks: 2 (2x, last at Tennessee, 2010)

Forced Fumbles: 1 (2x-last vs. Appalachian State, 2010)

Interceptions: 1 (vs. Penn State, 2011 Outback Bowl)

43 - JELANI JENKINS

Freshman (RS) • 6-1 • 223

Olney, Md. (Our Lady Good Counsel)

Career:

Games (starts): 15 (11)

- Notched two tackles, including one for a loss, in his collegiate debut against Charleston Southern to begin 2009 season.

2010 Season:

Games (starts): 13 (11)

- Selected to the Freshman All-SEC Team.
- Named Fourth Team All-SEC in Phil Steele's Postseason Awards.
- His 76 tackles on the season ranked second on UF's defense and was the most among SEC freshmen and 21st overall in the SEC.
- His 51 tackles in SEC games ranked second on the Gators.
- Had at least six tackles in eight of Florida's 13 games and at least eight tackles four times.

LINEBACKERS

- Started six games at weakside linebacker and five games at middle linebacker.

- Credited with three tackles with a tackle-for-loss vs. Penn State in the 2011 Outback Bowl.

- Paced the Gators at Florida State with nine tackles.

- Came up with four tackles in the victory over Appalachian State.

- Recorded a career-high 11 tackles and added one sack and two tackles-for-loss vs. South Carolina. This marked the first double-digit tackle game of his career.

- Graded out a Champion at Vanderbilt as he led the Gators with eight tackles.

- Graded out as a Champion for his play vs. Georgia.

- Had four tackles (three solo) vs. Georgia and recorded the first pass break-up of his career, along with scooping up an Aaron Murray fumble and returning it 10 yards to set up Florida's second touchdown of the game.

- Tipped pass by UGA's Aaron Murray in overtime that was picked off by Will Hill.

- Made two tackles vs. Mississippi State.

- Registered six tackles and his first career interception which he returned 47 yards vs. LSU.

- Collected six tackles and added a quarterback hurry at Alabama.

- Set a then career-high with eight tackles, including a tackle-for-loss, vs. Kentucky and graded out as a Champion.

- Earned SEC Freshman of the Week honors for his performance against Tennessee and graded out as a Champion.

- Matched his career-high with six tackles at Tennessee.

- Recorded his first career sack at Tennessee, which was initially ruled a safety until overturned by instant replay.

- Collected a then-career-high six tackles vs. USEF.

- Notched three tackles in the season opener versus Miami, when he made his first career start at weakside linebacker.

Prior To This Season:

- See page 111 of 2010 Florida Media Guide.

JJ Career Defensive Statistics (* games)

Year	UT-AT	TT	TFL	QBS	FF	FR	PD	INT
2009 *2	1-1	2	1.0	0.0	0	0	0	0
2010 *13	41-35	76	4.5	2.0	0	1	1	1
Totals	42-36	78	5.5	2.0	0	1	1	1

JENKINS' CAREER HIGHS

Tackles: 11 (vs. South Carolina, 2010)

QB Sacks: 1 (2x-last vs. South Carolina, 2010)

Forced Fumbles: None

Interceptions: 1 (LSU, 2010)

16 - A.J. JONES

Senior (RS) • 6-1 • 226

Tampa, Fla. (Middleton)

Career:

PLAYER UPDATES

Games (starts): 50 (40)

- Collected 162 total tackles in his career, including 15 tackles-for-loss, five sacks and three interceptions.

2010 Season:

Games (starts): 12 (11)

- Was fifth on the Gators with 54 tackles, including 32 solo. Had six tackles-for-loss, a sack, and broke up three passes.
- Recorded five tackles, including two tackles-for-loss vs. Penn State in the 2011 Outback Bowl.
- Had five tackles at Florida State (four solo).
- Missed the Appalachian State game with a hamstring injury.
- Notched five tackles (three solo) vs. South Carolina.
- Graded out a Champion at Vanderbilt as he recorded four tackles, including his first sack of the season.
- Made three tackles vs. Georgia and added a pass break-up.
- Matched his season-high with seven tackles, including a tackle-for-loss vs. Mississippi State.
- Credited with four solo tackles vs. LSU, including a tackle-for-loss.
- Talled four tackles at Alabama.
- Graded out as a Champion vs. Kentucky and was credited with four tackles and a pass break-up vs. Kentucky.
- Registered three tackles at Tennessee.
- Collected a season-high seven tackles vs. USF.
- Recorded three tackles, including one for a six-yard loss in the season opener versus Miami University.

Prior To This Season:

- See pages 113-114 of 2010 Florida Media Guide.

AJ Career Defensive Statistics (* games)

Year	UT-AT	TT	TFL	QBS	FF	FR	PD	INT
2007 *13	23-13	36	2.5	1.0	0	0	1	0
2008 *12	14-21	35	2.5	0.0	1	1	3	0
2009 *11	16-21	37	4.5	3.0	0	0	2	3
2010 *12	32-22	54	5.5	1.0	0	0	3	0
Totals	85-77	162	15.0	5.0	1	1	9	3

JONES' CAREER HIGHS

Tackles: 10 (at LSU, 2009)
QB Sacks: 1 (5x, last at Vanderbilt, 2010)
Forced Fumbles: 1 (at Arkansas, 2008)
Interceptions: 2 (Georgia, 2009)

49 - DARRIN KITCHENS

Freshman • 6-2 • 218
Homestead, Fla. (Homestead)

2010 Season:

Games (starts): 10 (0)

- Saw action on the kickoff team in every game except for the season-opener vs. Miami (OH),

USF and vs. Appalachian State.

- Recorded his first career tackle at Vanderbilt.

Prior To This Season:

- See page 133 of 2010 Florida Media Guide.

DK Career Defensive Statistics (* games)

Year	UT-AT	TT	TFL	QBS	FF	FR	PD	INT
2010 *10	0-2	2	0.0	0.0	0	0	0	0
Totals	0-2	2	0.0	0.0	0	0	0	0

KITCHENS' CAREER HIGHS

Tackles: 1 (2x-last vs. Penn State, 2011 Outback Bowl)
QB Sacks: None
Forced Fumbles: None
Interceptions: None

23 - CHRIS MARTIN

Freshman (RS) • 6-4 • 240
Aurora, Colo. (Grandview)

- Transferred from the University of California, Berkeley over the summer and will sit out until next season.

Prior To This Season:

- See www.GatorZone.com.

53 - SCOTT PEEK

Sophomore (RS) • 6-1 • 216
Tampa, Fla. (Freedom)

Career:

Games (starts): 1 (0)

- Reserve linebacker who made his Gator debut vs. Appalachian State.

2010 Season:

Games (starts): 1 (0)

- Made his Gator debut vs. Appalachian State and recorded his first two tackles.

Prior To This Season:

- See pages 120-121 of 2010 Florida Media Guide.

SP Career Defensive Statistics (* games)

Year	UT-AT	TT	TFL	QBS	FF	FR	PD	INT
2010 *1	2-0	2	0.0	0.0	0	0	0	0
Totals	2-0	2	0.0	0.0	0	0	0	0

PEEK'S CAREER HIGHS

Tackles: 2 (vs. Appalachian State, 2010)
QB Sacks: None
Forced Fumbles: None
Interceptions: None

7 - RONALD POWELL

Freshman (HS) • 6-4 • 248
Moreno Valley, Calif. (Rancho Verde)

LINEBACKERS

Career:

Games (starts): 13 (1)

- Ranked a five-star prospect, the No. 1 defensive end and the No. 1 overall prospect by Rivals.com.

2010 Season:

Games (starts): 13 (1)

- Selected to the Freshman All-SEC Team.
- One of six true freshmen to play in every game in 2010.
- Contributed on Florida's special teams on the kickoff, kickoff return and punt block units.
- Made 25 tackles this season.
- Credited with one tackle and a pass break-up vs. Penn State in the 2011 Outback Bowl.
- Collected two tackles at Florida State.
- Made his first career start vs. Appalachian State and led the Gators with nine tackles (six solo) and a tackle-for-loss.
- Recorded two tackles and his first kickoff return for 20 yards versus South Carolina while also delivering a key block to help spring Andre Debose on his game-opening 99-yard kickoff return touchdown.
- Contributed two tackles and a pass breakup in Florida's defeat of Vanderbilt.
- Had a career-high three tackles in UF's win over Georgia.
- Contributed two tackles in Florida's game versus Mississippi State.
- Recorded one tackle in the Gators' game at Alabama.
- Recorded his first-career sack for a loss of four yards and one tackle versus Tennessee.

Prior To This Season:

- See Page 134 of the 2010 Florida Media Guide

RP Career Defensive Statistics (* games)

Year	UT-AT	TT	TFL	QBS	FF	FR	PD	INT
2010 *13	16-9	25	2.5	1.0	0	0	2	0
Totals	16-9	25	2.5	1.0	0	0	2	0

RP Career Kickoff Returns (* games)

Year	No.	Yds	Avg.	TDs	Long
2010 *13	1	20	20.0	0	20
Totals	1	20	20.0	0	20

POWELL'S CAREER HIGHS

Tackles: 9 (vs. Appalachian State, 2010)
QB Sacks: 1 (at Tennessee, 2010)
Forced Fumbles: None
Interceptions: None

DEFENSIVE BACKS

31 - BRIAN BIADA

Freshman (RS) • 5-8 • 170
Naples, Fla. (Gulf Coast)

2010 Season:

Games (starts): 0 (0)

- Worked with the scout team at cornerback but did not dress for any game in 2010.

Prior To This Season:

- See page 92 of the 2010 Florida Media Guide.

BB Career Defensive Statistics (* games)

Year	UT-AT	TT	TFL	QBS	FF	FR	PD	INT
2010 *0	0-0	0	0.0	0.0	0	0	0	0
Totals	0-0	0	0.0	0.0	0	0	0	0

35 - AHMAD BLACK

Senior • 5-9 • 190
Lakeland, Fla. (Lakeland)

Career:

Games (starts): 48 (39)

- Finished his career first in the SEC and tied for sixth nationally among active players with 13 career interceptions.
- Completed his career tied for first in the country among active players in interceptions returned for touchdowns (3).
- Led the team in 2010 with 108 tackles, 32 more than any other teammate.
- Ranked second on the team in 2009 with 70 tackles.
- Converted from cornerback to safety during the summer of 2008 and has started every game since the switch was made.
- Intercepted seven passes in 2008, tying for the national lead.

2010 Season:

Games (starts): 13 (13)

- One of four UF seniors selected to the 2011 Under Armour Senior Bowl.
- Named Second Team All-America by the Associated Press, First Team All-America by Rivals.com and honorable mention All-America by Sports Illustrated.
- A Consensus First-Team All-SEC pick by the coaches', AP and Phil Steele.
- Named to the SEC Football Community Service Team.
- Named to the Phil Steele Midseason All-American Fourth Team.
- Tied for sixth in the country for defensive backs with a team-leading 108 tackles (fifth in the SEC, first among SEC defensive backs).
- Tied for fourth in the country and first in the

SEC for most interceptions in a game (2 each vs. USF and Penn State). One of just eight players nationally to have multiple two-interception games in 2010.

- Led the team with five interceptions and 171 interception-return yards.
- Recorded at least six tackles in 10 of 13 games this year.
- Was named the MVP of the 2011 Outback Bowl in his final game as a Gator after recording two interceptions and six tackles, including an 80-yard interception return for a touchdown to seal the win for UF in Urban Meyer's last game.
- Tallied a secondary-high six tackles in the game at FSU.
- Recovered his second career fumble and collected three tackles in his last game at The Swamp vs. Appalachian State, grading out a Champion.
- Registered a career-high 16 tackles, including a career-best three for loss, at home vs. South Carolina.
- Forced a fumble in his second-consecutive game, while recording five tackles (four solo, one for loss) in the triumph at Vanderbilt.
- Notched a team-high 12 tackles (two for loss), including a career high-tying one sack and one forced fumble, grading out a Champion in the overtime win in Jacksonville over Georgia.
- Recorded a team-high 10 tackles and a pass breakup against Mississippi State at home.
- Registered a career-high 13 tackles at home vs. LSU, along with his first career fumble recovery.
- Tallied a secondary-best seven tackles, along with his first career forced fumble against Alabama.
- Registered a secondary-high six tackles in the victory vs. Kentucky, grading out a Champion.
- Recorded four tackles, including one for loss, in the win over Tennessee.
- Recorded his second and third interceptions of the season, 10th and 11th of his career, both in the final minute of the second quarter against USF. Black previously intercepted two passes against Hawaii in 2008. The last time a Gator had intercepted two passes in a single game was A.J. Jones on Oct. 31, 2009, against Georgia.
- Tied a career high with two interceptions in the win against USF, while also recording eight tackles, leading the team for the second-straight week.
- Graded out as a Champion vs. USF and was named the defensive player of the game.
- Collected a career-high 12 tackles and returned an interception for 40 yards in the season opener vs. Miami University.
- Graded out as a Champion vs. Miami University

Prior To This Season:

- See pages 92-93 of the 2010 Florida Media Guide.

AB Career Defensive Statistics (* games)

Year	UT-AT	TT	TFL	QBS	FF	FR	PD	INT
2007 *7	6-1	7	0.0	0.0	0	0	0	0
2008 *14	27-32	59	0.5	0.0	0	0	5	7
2009 *14	36-34	70	2.5	1.0	0	0	5	1
2010 *13	73-35	108	10.0	1.0	3	2	5	5
Totals	142-102	244	13.0	2.0	3	2	15	13

BLACK'S CAREER HIGHS

- Tackles:** 16 (vs. South Carolina, 2010)
- QB Sacks:** 1 (2x, last vs. Georgia, 2010)
- Fumble Recovery:** 1 (2x, last vs. Appalachian State, 2010)
- Forced Fumbles:** 1 (3x, last at Vanderbilt, 2010)
- Interceptions:** 2 (3x, last vs. Penn State, 2010)

8 - JEREMY BROWN

Sophomore (RS) • 5-10 • 184
Orlando, Fla. (Boone)

2010 Season:

Games (starts): 11 (10)

- Tied for eighth in the SEC in passes defended (0.80 per game).
- Started at corner and tallied a career-high three tackles in the 2011 Outback Bowl win against Penn State.
- Missed the last two games of the regular season due to injury after playing in the first 10 games, starting in nine of them.
- Before the Appalachian State game, started the previous nine games at one corner spot after coming off the bench in the season opener as he battled an ankle sprain.
- Tied a then career high with two tackles at home vs. South Carolina.
- Registered a tackle for a four-yard loss in the road victory at Vanderbilt.
- Tallied one tackle in the overtime win against Georgia.
- Recorded one pass breakup and a tackle at home vs. LSU.
- Started against Alabama but did not record any stats.
- Recorded an interception for the second-straight week, taking it 52 yards for a touchdown in the win vs. Kentucky. Also recorded a pass breakup and a tackle in the victory, grading out a Champion.
- Picked off his second career interception, broke up a team-high two passes, and tallied two tackles in the victory against Tennessee.
- Picked off his second career interception, broke up a team-high two passes, and tallied two tackles in the victory against Tennessee.
- Registered two tackles again in the win over USF.
- Recorded two tackles and his first career interception against Miami University.
- Graded out as a Champion vs. Miami University.

Prior To This Season:

- See page 96 of the 2010 Florida Media Guide.

PLAYER UPDATES

JB Career Defensive Statistics (* games)

Year	UT-AT	TT	TFL	QBS	FF	FR	PD	INT
2010 *11	11-4	15	1.0	0.0	0	0	5	3
Totals	11-4	15	1.0	0.0	0	0	5	3

BROWN'S CAREER HIGHS

Tackles: 3 (vs. Penn State, 2010)

QB Sacks: None

Forced Fumbles: None

Interceptions: 1 (3x, last vs. Kentucky, 2010)

41 - MIGUEL CARODINE

Senior (RS) • 5-10 • 210

Gainesville, Fla. (P.K. Yonge)

2010 Season:

Games (starts): 2 (0)

- Dressed for the FSU game and the 2011 Outback Bowl victory over Penn State but did not see game action.
- Saw game action for the first time since the season opener, recording a career-high tying one tackle on special teams in his last home game vs. Appalachian State.
- Dressed for the South Carolina game but did not see game action.
- Did not dress for eight games due to an injury.
- Started on the kickoff return unit and saw action on the punt return squad vs. Miami University.

Prior To This Season:

- See page 96 of the 2010 Florida Media Guide.

MC Career Defensive Statistics (* games)

Year	UT-AT	TT	TFL	QBS	FF	FR	PD	INT
2009 *3	1-0	1	0.0	0.0	0	0	0	0
2010 *2	1-0	1	0.0	0.0	0	0	0	0
Totals	2-0	2	0.0	0.0	0	0	0	0

CARODINE'S CAREER HIGHS

Tackles: 1 (2x, last vs. Appalachian State, 2010)

QB Sacks: None

Forced Fumbles: None

Interceptions: None

34 - TIM CLARK

Freshman (RS) • 5-10 • 193

Wellborn, Fla. (Branford)

2010 Season:

Games (starts): 2 (0)

- Dressed for the FSU game and the 2011 Outback Bowl victory over Penn State but did not see game action.
- Made his home debut in the win over Appalachian State, seeing time on kickoff coverage in the second half and defense in the fourth quarter.
- Made his collegiate debut in the road win at Vanderbilt.
- Has dressed in all but two games this year.

- Named Defensive Scout Team Player of the Week vs. Miami University.

Prior To This Season:

- See www.GatorZone.com.

TC Career Defensive Statistics (* games)

Year	UT-AT	TT	TFL	QBS	FF	FR	PD	INT
2010 *2	0-0	0	0.0	0.0	0	0	0	0
Totals	0-0	0	0.0	0.0	0	0	0	0

22 - MATT ELAM

Freshman • 5-10 • 202

Palm Beach Gardens, Fla. (William T. Dwyer)

2010 Season:

Games (starts): 13 (0)

- One of six true freshmen to play in all 12 regular season games and one bowl game.
- A starter on kickoff coverage and kickoff returns all season.
- Recorded 22 tackles on the season, 16 of which were solo, and two tackles for loss.
- One of the first defensive backs off the bench all season, playing primarily in the nickelback spot.
- Saw playing time in the 2011 Outback Bowl victory over Penn State.
- Made one tackle on the road at FSU.
- Registered three tackles in the home victory over Appalachian State.
- Tallied three tackles and a pass breakup in the win at Vanderbilt.
- Registered a quarterback hurry vs. LSU, which led to an interception by teammate Jelani Jenkins.
- Recorded his first-career sack, along with a career-high five tackles, on the road at Alabama.
- Registered a career-high tying four tackles in the victory vs. Kentucky.
- Recorded the team's only fumble recovery in the win against Tennessee.
- Tied for the freshman team lead in tackles with two in the win over USF.
- Collected a freshman-high four tackles, while starting on the punt return squad, kick return squad, kickoff coverage team and field goal coverage team in the season opener against Miami University.
- Graded as a special mention Champion vs. Miami University.

Prior To This Season:

- See page 133 of the 2010 Florida Media Guide.

ME Career Defensive Statistics (* games)

Year	UT-AT	TT	TFL	QBS	FF	FR	PD	INT
2010 *13	16-6	22	1.5	1.0	0	1	1	0
Totals	16-6	22	1.5	1.0	0	1	1	0

ELAM'S CAREER HIGHS

Tackles: 5 (vs. Alabama, 2010)

QB Sacks: 1 (vs. Alabama, 2010)

DEFENSIVE BACKS

Forced Fumbles: None

Fumble Recovery: 1 (vs. Tennessee, 2010)

Interceptions: None

24 - JOSH EVANS

Sophomore • 6-1 • 195

Irvington, N.J. (Irvington)

Career:

Games (starts): 21 (3)

- True sophomore safety, totaled six tackles, including four solo, as a true freshman playing special teams and backing up at safety in 2009.

2010 Season:

Games (starts): 13 (3)

- Ten of his 14 tackles this season were solo.
- Started on the kickoff return unit all season.
- Saw action in all 13 games, while starting the first two games vs. Miami University and USF and the 2011 Outback Bowl vs. Penn State.
- Started the third game of his career and season in the 2011 Outback Bowl triumph against Penn State, collecting a career-high four tackles.
- Made one tackle on the road at FSU.
- Notched his first-career interception in the road win at Vanderbilt, returning it 36 yards.
- Recorded a tackle in the win over Georgia.
- Registered two tackles against Alabama.
- Saw time on defense and special teams in the triumph vs. Kentucky, tallying a career-high three tackles.
- Made his second-career start in the win over USF, tallying one tackle.
- Made his first career start and collected two tackles against Miami University.
- Graded as a special mention Champion vs. Miami University.

Prior To This Season:

- See page 99 of the 2010 Florida Media Guide.

JE Career Defensive Statistics (* games)

Year	UT-AT	TT	TFL	QBS	FF	FR	PD	INT
2009 *8	4-2	6	0.0	0.0	0	0	0	0
2010 *13	10-4	14	0.0	0.0	0	0	0	1
Totals	14-6	20	0.0	0.0	0	0	0	1

EVANS' CAREER HIGHS

Tackles: 4 (vs. Penn State, 2010)

QB Sacks: None

Forced Fumbles: None

Interceptions: 1 (at Vanderbilt, 2010)

PLAYER UPDATES

10 - WILL HILL

Junior • 6-1 • 207

West Orange, N.J. (St. Peter's Prep)

Career:

Games (starts): 38 (15)

- Started five games in 2009, seeing time at both free and strong safety.
- Part-time starter and key special teams' force for the Gators who saw action in 13 games as a true freshman.

2010 Season:

Games (starts): 11 (10)

- Started in all 10 regular season games he played in last season, recording 48 tackles (30 solo and 18 assisted).
- Starter on the punt coverage team the last nine games.
- Tied for a team high with six tackles in the 2011 Outback Bowl victory over Penn State.
- Picked up four solo tackles in the road game at FSU.
- Registered three tackles in the win at home vs. Appalachian State.
- Collected four tackles against South Carolina.
- Tallied two solo tackles in the victory at Vanderbilt.
- Had a career game in the win over Georgia, picking off two passes, including an 89-yard interception return in overtime, while registering six tackles. Collected his first interception of the season in the second quarter that set up a touchdown run by Trey Burton. Also foiled a two-point conversion attempt with a sliding catch in the end zone. His 89-yard return was the second-longest in the country this season (longest in SEC), the 14th-longest in the SEC since 1996 and tied for the longest by a Gator since 1996 (Tony George, 89, 1997). Was named the Defensive Player of the Game and graded out as a Champion for his efforts.
- Tallied seven tackles at home vs. Mississippi State.
- Recorded a season-best nine tackles against LSU, including one for loss.
- Registered two tackles and a pass breakup vs. Alabama.
- Recorded five tackles in the victory over Kentucky.
- Made his first start of the season in the win at Tennessee, tallying a secondary-high six tackles along with his first career forced fumble.
- Did not see game action in the wins over Miami University and USF.

Prior To This Season:

- See page 106-107 of the 2010 Florida Media Guide.

WH Career Defensive Statistics (* games)

Year	UT-AT	TT	TFL	QBS	FF	FR	PD	INT
2008 *13	29-19	48	1.5	0.0	0	0	1	2
2009 *14	31-11	42	1.5	1.5	0	0	1	0
2010 *11	34-20	54	1.0	0.0	1	0	1	2
Totals	94-50	144	4.0	1.5	1	0	3	4

HILL'S CAREER HIGHS

Tackles: 11 (vs. Kentucky, 2008)

QB Sacks: 1.5 (at South Carolina, 2009)

Forced Fumbles: 1 (at Tennessee, 2010)

Interceptions: 2 (vs. Georgia, 2010)

1 - JANORIS JENKINS

Junior • 5-11 • 184

Pahokee, Fla. (Pahokee)

Career:

Games (starts): 39 (36)

- Has started 36 of his first 39 games since debuting for the Orange and Blue as a freshman in 2008.

2010 Season:

Games (starts): 12 (11)

- Named Third Team All-America by Rivals.com.
- A First-Team All-SEC pick by the AP and Second-Team All-SEC selection by the coaches' and Phil Steele.
- Held the trio of South Carolina's Alshon Jeffery, Georgia's A.J. Green and Alabama's Julio Jones to an average of 4.7 receptions for 38 yards per game and allowed just one touchdown between the three. In their other regular-season games, that trio averaged 97.2 yards per game on 6.2 receptions and combined for 25 receiving touchdowns.
- Third in the SEC in passes defended (0.92 per game).
- A starter on the kickoff and punt coverage teams.
- His 67-yard interception return for a touchdown vs. Miami University is the fourth-longest in the SEC.
- Thirty-two of his 44 tackles were solo and he had one sack and six tackles for loss.
- Has returned a team-high 18 punts for 150 yards (8.3 avg.), which is sixth in the SEC.
- Missed the 2011 Outback Bowl win vs. Penn State due to shoulder surgery.
- Made three tackles, including one for loss, in the road game at FSU.
- Tallied four tackles and returned two punts for 17 yards against South Carolina.
- Registered four tackles, including one for a four-yard loss, in the road victory at Vanderbilt.
- Tallied three tackles and an interception on Georgia's first offensive play in the Gators' win over the Bulldogs, grading out a Champion.
- Recorded four tackles against Mississippi State, including one for loss.
- Tallied six tackles at home vs. LSU and had two

DEFENSIVE BACKS

punt returns for 10 yards.

- Recorded six tackles, including one for loss against Alabama. Also had two punt returns for six yards.
- Registered four solo tackles and a pass breakup in the victory vs. Kentucky, grading out as a Champion. Captured career highs in punt returns (3), punt return yards (38) and longest punt return (33).
- Tallied three tackles and a quarterback hurry in the win on the road against Tennessee.
- Recorded his second career sack and his seventh career interception on back-to-back plays in the win against USF. Also returned his first-ever punt return for 30 yards.
- Graded out as a Champion vs. USF.
- Collected five tackles and scored his first career touchdown on a 67-yard interception return against Miami University, the sixth-longest UF interception return since 1996. Also led the team with three pass breakups and ranked second on the Gators with five tackles, all of which were solo.
- Graded out as a Champion vs. Miami University and was named honorable mention Jim Thorpe Defensive Back of the Week.

Prior To This Season:

- See pages 110-111 of the 2010 Florida Media Guide.

JJ Career Defensive Statistics (* games)

Year	UT-AT	TT	TFL	QBS	FF	FR	PD	INT
2008 *14	27-12	39	1.0	1.0	1	0	11	3
2009 *13	33-5	38	3.0	0.0	1	0	6	2
2010 *12	32-12	44	5.5	1.0	0	0	8	3
Totals	92-29	121	9.5	2.0	2	0	25	8

JJ Career Punt Returns (* games)

Year	No.	Yds	Avg.	TDs	Long
2008 *14	0	0	--	0	0
2009 *13	0	0	--	0	0
2010 *12	18	150	8.3	0	33
Totals	18	150	8.3	0	33

JENKINS' CAREER HIGHS

Tackles: 9 (LSU, 2008)

QB Sacks: 1 (2x, last vs. USF, 2010)

Forced Fumbles: 1 (2x, last vs. South Carolina, 2009)

Interceptions: 1 (8x, last vs. Georgia, 2010)

Punt Returns: 3 (Kentucky, 2010)

Punt Return Yards: 38 (Kentucky, 2010)

Longest Punt Return: 33 (Kentucky, 2010)

PLAYER UPDATES

36 - MOSES JENKINS

Senior • 6-2 • 188

Coral Springs, Fla. (Boyd H. Anderson)

Career:

Games (starts): 29 (3)

• Backup cornerback and key member of several special teams' units.

2010 Season:

Games (starts): 6 (3)

• Notched four tackles, his first career interception and a pass breakup in the 2011 Outback Bowl victory over Penn State.

• Recorded his third career start on the road at FSU, registering two tackles and one pass breakup.

• Made his second career start and first since the season opener in the win over Appalachian State, making a career-high seven tackles and grading out a Champion.

• Has played in the last two games after missing the previous seven.

• Made first career start against Miami University in the season opener.

Prior To This Season:

• See page 111 of the 2010 Florida Media Guide.

MJ Career Defensive Statistics (* games)

Year	UT-AT	TT	TFL	QBS	FF	FR	PD	INT
2007 *7	4-0	4	1.0	1.0	0	0	1	0
2008 *12	11-1	12	0.0	0.0	0	0	0	0
2009 *4	4-2	6	0.0	0.0	0	0	0	0
2010 *6	13-2	15	0.0	0.0	0	0	2	1
Totals	32-5	37	1.0	1.0	0	0	3	1

JENKINS' CAREER HIGHS

Tackles: 7 (Appalachian State, 2010)

QB Sacks: 1 (Florida State, 2007)

Forced Fumbles: None

Interceptions: 1 (Penn State, 2010)

31 - CODY RIGGS

Freshman • 5-9 • 166

Ft. Lauderdale, Fla. (St. Thomas Aquinas)

2010 Season:

Games (starts): 13 (3)

• One of six true freshmen to play in all 13 games.

• The only freshman to start on the punt and kickoff coverage teams all season.

• Usually the first corner to sub in on defense all season.

• Twelve of his 16 tackles are solo and he has two pass breakups.

• Started at corner in the 2011 Outback Bowl win vs. Penn State, notching his first-career interception and making two tackles.

• Made one tackle on the road at FSU.

• Collected one tackle in the home win over

Appalachian State.

• Registered two tackles in the road triumph at Vanderbilt, including one for a five-yard loss.

• Talled a freshman game-high three solo tackles in the win over Georgia.

• Made his first career start in the win vs. Kentucky, recording a career-high four tackles and a pass breakup.

• Played gunner on the punt team and appeared at corner in the fourth quarter in the road victory vs. Tennessee.

• Registered one tackle and a pass breakup in the win over USE.

• Started on the kickoff coverage unit against Miami University and recorded two tackles.

Prior To This Season:

• See page 134 of the 2010 Florida Media Guide.

CR Career Defensive Statistics (* games)

Year	UT-AT	TT	TFL	QBS	FF	FR	PD	INT
2010 *13	13-5	18	1.0	0.0	0	0	2	1
Totals	13-5	18	1.0	0.0	0	0	2	1

RIGGS' CAREER HIGHS

Tackles: 4 (Kentucky, 2010)

QB Sacks: none

Forced Fumbles: none

Interceptions: 1 (Penn State, 2010)

31 - BRANDON SANDERS

Freshman • 5-9 • 188

Ocala, Fla. (Carver)

2010 Season:

Games (starts): 0 (0)

• Did not dress for the 2011 Outback Bowl win vs. Penn State.

• Dressed for the home win vs. Appalachian State after not dressing in the previous eight games.

• Dressed but did not see game action in the wins over Miami University and USE.

Prior To This Season:

• See www.GatorZone.com.

BS Career Defensive Statistics (* games)

Year	UT-AT	TT	TFL	QBS	FF	FR	PD	INT
2010 *0	0-0	0	0.0	0.0	0	0	0	0
Totals	0-0	0	0.0	0.0	0	0	0	0

29 - JOSHUA SHAW

Freshman • 6-0 • 191

Palmdale, Calif. (Palmdale)

2010 Season:

Games (starts): 2 (0)

• Did not dress in five of the last six games after dressing but not seeing game action in the previous five games.

• Saw action in the win over USE.

DEFENSIVE BACKS

• Dressed but did not see game action in the season-opening win over Miami University.

Prior To This Season:

• See page 134 of the 2010 Florida Media Guide.

JS Career Defensive Statistics (* games)

Year	UT-AT	TT	TFL	QBS	FF	FR	PD	INT
2010 *2	0-0	0	0.0	0.0	0	0	0	0
Totals	0-0	0	0.0	0.0	0	0	0	0

14 - JAYLEN WATKINS

Freshman • 5-11 • 183

Cape Coral, Fla. (Cape Coral)

2010 Season:

Games (starts): 10 (0)

• Has seen action in all but three games this season, mostly as a gunner on punt returns.

• Notched a career-high three tackles in the 2011 Outback Bowl victory over Penn State.

• Talled two tackles in the home win over Appalachian State, playing on punt return coverage all game and cornerback in the second half.

• Registered his first tackle since the Kentucky game in the road win at Vanderbilt.

• Recorded a career-high tying one tackle in the home victory vs. Kentucky.

• Dressed but did not see action in the road win against Tennessee.

• Recorded his first career tackle and pass breakup in the win over USE.

• Saw action against Miami University in the season opener.

Prior To This Season:

• See page 134 of the 2010 Florida Media Guide.

JW Career Defensive Statistics (* games)

Year	UT-AT	TT	TFL	QBS	FF	FR	PD	INT
2010 *10	5-3	8	0.0	0.0	0	0	1	0
Totals	5-3	8	0.0	0.0	0	0	1	0

WATKINS' CAREER HIGHS

Tackles: 3 (Penn State, 2010)

QB Sacks: None

Forced Fumbles: None

Interceptions: None

SPECIALISTS

98 - ZACHARY BRUST

Junior • 6-1 • 168

Jacksonville, Fla.

(Stanton College Prep)

Career:

Games (starts): 4 (0)

- A junior kicker who enrolled at Florida in August of 2007 and walked on in the fall of 2009.

2010 Season:

Games (starts): 4 (0)

- Participated in four games for the Gators.
- Saw first game action as kickoff specialist vs. Georgia and performed the same duty at Vanderbilt, vs. South Carolina and vs. Appalachian State.
- Had nine kickoffs for 491 yards (61.4 avg.) and attempted his first extra point, which he missed late in the fourth quarter vs. Appalachian State.
- Booted three kickoffs for 193 yards and set a career-high in kickoff average (64.3) against South Carolina.
- Kicked off nine times for 526 yards (58.4 avg.) at Vanderbilt.
- Totaled six kickoffs for 352 yards (58.7 avg.) and recorded his first career tackle vs. Georgia.

Prior To This Season:

- See www.GatorZone.com.

ZB Career Kickoff Stats (* games)

Year	No.	Yds	Avg.	TBs	OB
2010 *4	26	1562	60.1	1	1
Totals	26	1562	60.1	1	1

ZB Career FG-PAT Statistics (* games)

Year	XPM	XPA	Pct	FGM	FGA	Pct	Long	Pts
2010 *4	0	1	.000	0	0	0.0	0	0
Totals	0	1	.000	0	0	0.0	0	0

BRUST'S CAREER HIGHS

Kickoffs: 9 (at Vanderbilt, 2010)

Kickoff Yards: 526 (at Vanderbilt, 2010)

Kickoff Average: 64.3, 3 kicks (vs. South Carolina, 2010)

47 - JOHN CROFOOT

Freshman (RS) • 5-11 • 150

Windermere, Fla. (The First Academy)

Career:

Games (starts): 9 (0)

- Made collegiate debut at Alabama as a holder.
- With his first collegiate action at Alabama, he became the fourth member of his family to play football at an SEC school, as Ike was a long snapper and holder at South Carolina from 2003-06, Chas was a snapper at Auburn in 2004-05 and Clayton

was a holder at Auburn in 2008-09.

2010 Season:

Games (starts): 9 (0)

- Saw first game action as a holder on both of Chas Henry's successful field-goal attempts at Alabama and Georgia, including Henry's game-winning 37-yard field goal in overtime vs. the Bulldogs, and performed the same duty vs. LSU, Mississippi State, Vanderbilt, South Carolina, Appalachian State, Florida State and Penn State in the 2011 Outback Bowl.

Prior To This Season:

- See page 96 of 2010 Florida Media Guide.

59 - JOHN FAIRBANKS

Senior (RS) • 6-4 • 284

Celebration, Fla. (Corona del Mar)

Career:

Games (starts): 41 (0)

- Long snapper has played a key role on special teams.

2010 Season:

Games (starts): 13 (0)

- Was the center on the field-goal unit.
- Played in all 13 games for the Gators.
- Made his season debut against Miami University.

Prior To This Season:

- See page 99 of the 2010 Florida Media Guide.

46 - DREW FERRIS

Freshman • 6-0 • 207

Carlsbad, Calif.

(San Diego Jewish Academy)

Career:

Games (starts): 0 (0)

2010 Season:

Games (starts): 0 (0)

- Did not see action in the 2010 season but dressed for Miami (OH), USF, Kentucky, LSU, Mississippi State, South Carolina, Appalachian State and Florida State.

Prior To This Season:

- See www.GatorZone.com.

54 CHRISTOPHER GUIDO

Long Snapper

Freshman (RS) • 6-2 • 230

Altamonte Springs, Fla. (Lake Brantley)

Career:

Games (starts): 13 (0)

- A redshirt freshman long snapper who enrolled at Florida in June of 2009 and walked on in August of 2009.

2010 Season:

Games (starts): 13 (0)

- Appeared in all 13 games for the Gators.
- Picked up first career tackle at Tennessee.
- Made collegiate debut in the victory over the Miami RedHawks.

Prior To This Season:

- See page 102 of 2010 Florida Media Guide.

50 - CODY HAMPTON

Sophomore (RS) • 5-11 • 220

St. Petersburg, Fla. (Boca Ciega)

Career:

Games (starts): 0 (0)

- A redshirt sophomore long snapper who enrolled at Florida in June of 2008 and walked on in August of 2009.

2010 Season:

Games (starts): 0 (0)

- Did not see action in the 2010 season but dressed for the Miami (OH), USF and Appalachian State games.

Prior To This Season:

- See page 103 of Florida Media Guide.

17 - CHAS HENRY

Senior • 6-3 • 215

Dallas, Ga. (East Paulding)

Career:

Games (starts): 54 (0)

- Appeared in 54 games over the last four seasons handling the punting duties for the Gators.
- Averaged 43.0 yards per punt with 68 of 165 (41.2 percent) of his punts ending up inside the opponents' 20-yard line.
- Was 7-of-11 on field goal attempts with a long of 47 yards and made 28 of his 29 extra-point attempts after taking over for injured kicker Caleb Sturgis.

2010 Season:

Games (starts): 13 (0)

- Selected as 2010 Ray Guy Award Winner and was the second SEC player (Drew Butler, Georgia,

2009) to win the award since it began in 2000.

- Earned First Team All-SEC honors in Phil Steele's Postseason Awards.
- Voted First Team All-SEC by the Associated Press as well as the league's coaches .
- Earned All-America First Team honors from Walter Camp, Scout.com and Rivals.com.
- Named to Phil Steele's Midseason All-American Team as a third-team selection and was a first-team selection on his Midseason All-SEC Team.
- Tied for ninth nationally with 45.1 yards per punt and the Gators have allowed 109 return yards on 13 returns this season.
- In Florida's eight SEC games, Henry averaged 48.5 yards a punt and 14 of his 34 punts (41.2 percent) were 50 yards or more this season.
- 18 of his 50 punts (36.0 percent) were inside the 20 and 14 have been fair caught.
- Was 7-for-11 on field goal attempts this season, with two successful kicks against Alabama and Georgia and a career-high three vs. Penn State in the 2011 Outback Bowl.
- Was 28-for-29 on point-after attempts.
- Was one of 10 players nationally to have four or more 60+ yard punts this season along with Bryan Anger (California), Tyler Campbell (Ole Miss), Ryan Donahue (Iowa), Reid Forrest (Washington State), Mickey Groody (Florida Atlantic), Austin McCoy (Wyoming), Quinn Sharp (Oklahoma State), Alonso Rojas (Kansas) and Cole Wagner (Connecticut).
- Placed two of his six punts vs. Penn State at the 2011 Outback Bowl inside the 20 and averaged 35.2 yards. He also made a career-high three field goals and set a new career-long of 47 yards. Additionally, he handled kickoff duties and set career highs with eight kickoffs for 472 yards.
- Had four punts for 150 yards (37.5 avg.) and placed one inside the 20 at Florida State and also handled kickoff duties, booting two for 129 yards (64.5 avg.)
- Angled his only punt out-of-bounds at the 18-yard line for a 42-yard net and made all six of his PATs vs. Appalachian State.
- Booted six punts for 260 yards (43.3 avg.) and dropped two inside the 20 vs. South Carolina.
- Punted five times for 224 yards (44.8 avg.) at Vanderbilt and placed two of them inside the 20 while converting 7-of-8 extra points.
- Had a punt blocked for the first time in his career that was returned for a touchdown in the third quarter at Vanderbilt.
- Named SEC Co-Special Teams Player of the week on November 1 after his performance vs. Georgia.
- Nailed a game-winning 37-yard field goal in overtime to defeat Georgia and was 2-of-3 on field goals, along with punting six times for 281 yards (46.8 avg.) while dropping two inside the 20.
- Punted four times for 188 yards (47.0 avg.) and had his first career kickoff--a 68-yarder in the third quarter vs. Mississippi State.
- Missed his lone field-goal attempt from 25 yards but his four punts went for 210 yards (52.5 avg.) and he placed one inside the 20 vs. LSU.
- Unleashed a career-high 75-yard punt which is tied for the fourth-longest punt in school history

and averaged 62.3 yards on his three punts while also dropping two inside the 20 at Alabama.

- His 62.3 punt average at Alabama is the highest single-game total (min. two punts) in a game where the player also made multiple field goals since 1996.
- Converted the first two field-goal attempts of his career from 39 and 21 yards, respectively, at Alabama.
- Blasted a 59-yard punt in the second quarter vs. Kentucky and followed that with a then-season-high 61-yarder early in the third quarter. His three punts averaged 56.0 yards which was a single-game SEC-high at the time and the highest average for Urban Meyer as a head coach.
- Had four punts for 174 yards with a net average of 43.5 and landed two inside the 20 vs. USF.
- Had one punt for 27 yards against Miami University and it was not returned.

Prior To This Season:

- See pages 104-105 of the 2010 Florida Media Guide.

CH Career Punting Statistics (* games)

Year	No	Yds	Avg	Long	TB	FC	I20	Blk
2007 *13	37	1453	39.3	54	0	19	14	0
2008 *14	44	1908	43.4	67	8	10	21	0
2009 *14	34	1476	43.4	61	3	12	15	0
2010 *13	50	2253	45.1	75	3	14	18	0
Totals	165	7090	43.0	75	14	55	68	0

CH Career FG-PAT Statistics (* games)

Year	XPM	XPA	Pct	FGM	FGA	Pct	Long	Pts
2010 *13	28	29	.966	7	11	.636	47	49
Totals	28	29	.966	7	11	.636	47	49

CH Career Kickoff Stats (* games)

Year	No.	Yds	Avg.	TBs	OB
2010 *13	11	669	60.8	0	1
Totals	11	669	60.8	0	1

CH Career Passing Statistics

Year	Att	Comp	Yds	Pct	Int	TDs	LG	P.Eff
2007	1	1	15	1.00	0	0	15	226.00
2008	-	-	-	--	0	0	0	
2009	-	-	-	--	0	0	0	
2010	-	-	-	--	0	0	0	
Totals	1	1	15	1.00	0	0	15	226.00

Year	No.	Yds	Avg.	TDs	Long
2007 *13	0	0	--	0	0
2008 *14	1	17	17.0	0	17
2009 *14	0	0	--	0	0
2010 *13	2	8	4.0	0	4
Totals	3	25	8.3	0	17

HENRY'S CAREER HIGHS

Longest Punt: 75 (Alabama, 2010)
Punting Yards: 319 (Miami, 2008)
Punts Attempted: 7 (Miami, 2008)
Punting Average: 62.3 (Alabama, 2010)
FG Attempted: 3 (2x-last vs. Penn State, 2011 Outback Bowl)
FG Made: 3 (Penn State, 2011 Outback Bowl)
FG Long: 47 (Penn State, 2011 Outback Bowl)
Kickoffs: 8 (Penn State, 2011 Outback Bowl)
Kickoff Yards: 472 (Penn State, 2011 Outback Bowl)
Kickoff Average: 68.0, 1 kick (vs. Mississippi State, 2010)

40 - DAVID LERNER
Sophomore (RS) • 6-0 • 209
Gainesville, Fla. (Buchholz)

Career:

Games (starts): 0 (0)

- Has not seen game action for Gators.
- Named to the SEC Academic Honor Roll in the fall of 2009.

2010 Season:

Games (starts): 0 (0)

- Did not see action in the 2010 season but dressed for Miami (OH), USF, Kentucky, LSU, Mississippi State, South Carolina, Appalachian State and Florida State.

Prior To This Season:

- See page 116 of 2010 Florida Media Guide.

97 - BRAD PHILLIPS
Freshman • 5-9 • 178
Gainesville, Fla. (Buchholz)

2010 Season:

Games (starts): 3 (0)

- Saw the first action of his career, as he handled kickoff duties for the Gators at Alabama and was in the same role vs. LSU and Mississippi State.
- Had one kickoff for 43 yards vs. Mississippi State before suffering an injury.
- His five kickoffs vs. LSU averaged 66.2 yards.
- His three kickoffs averaged 66.0 yards at Alabama.

Prior To This Season:

- See www.GatorZone.com.

BP Career Kickoff Stats (* games)

Year	No.	Yds	Avg.	TBs	OB
2010 *3	9	572	63.6	0	0
Totals	9	572	63.6	0	0

PHILLIPS' CAREER HIGHS

Kickoffs: 5 (vs. LSU, 2010)
Kickoff Yards: 331 (vs. LSU, 2010)
Kickoff Average: 66.2, 5 kicks (vs. LSU, 2010)

42 - ERIC STRACK

**Freshman (RS) • 5-10 • 167
Palm City, Fla. (Martin County)**

Career:

Games (starts): 0 (0)

- A redshirt freshman kicker who enrolled at Florida in June of 2009 and walked on in the summer of 2009.

2010 Season:

Games (starts): 0 (0)

- Did not see action in the 2010 season but dressed vs. Appalachian State.

Prior To This Season:

- See www.GatorZone.com.

18 - CALEB STURGIS

Sophomore • 5-10 • 192

St. Augustine, Fla. (St. Augustine)

Career:

Games (starts): 32 (0)

- Handled kickoff duties all last season and the first four games of this season and was the team's primary placekicker during the same time frame.

2010 Season:

Games (starts): 4 (0)

- Was sidelined for the final nine games of the season with a back injury.
- Was 2-for-4 on field goals this season and was 19-for-21 on extra points.
- Went 6-for-7 on extra points and had two touchbacks vs. Kentucky.
- Was perfect 4-for-4 on extra points and made his only field-goal attempt--a 44-yarder at Tennessee.
- Converted all five extra points and was 1-of-2 on field goals vs. USF, while also recording a tackle after a kickoff.
- Converted 4-of-5 extra-point attempts against Miami University, but missed a 44-yarder in the third quarter.

Prior To This Season:

- See pages 126-127 of the 2010 Florida Media Guide.

CS Career FG-PAT Statistics (* games)

Year	XPM	XPA	Pct	FGM	FGA	Pct	Long	Pts
2008 *14	2	2	1.00	0	0	0.0	0	2
2009 *14	44	47	.936	22	30	.733	56	110
2010 *4	19	21	.905	2	4	.500	44	25
Totals	65	70	.929	24	34	.706	56	137

CS Career Kickoff Stats (* games)

Year	No.	Yds	Avg.	TBs	OB
2008 *14	90	5733	63.7	12	8
2009 *14	99	6377	64.4	10	4
2010 *4	27	1765	65.4	4	2
Totals	216	13875	64.2	26	8

STURGIS' CAREER HIGHS

FG Attempted: 4 (3x, last at South Carolina, 2009)

FG Made: 3 (3x, last at Miss. St., 2009)

FG Long: 56 (vs. Georgia, 2009)

Kickoffs: 10 (3x, last vs. FIU, 2009)

Kickoff Yards: 658 (vs. The Citadel, 2008)

Kickoff Average: 69.2, 4 kicks (vs. Alabama, 2009)

2010 Florida Football
Florida Game Results (as of Jan 01, 2011)
All games

Date	Opponent		Score	Overall	Conference	Time	Attend
Sept 4, 2010	MIAMI	W	34-12	1-0	0-0	3:17	90178
Sep 11, 2010	USF	W	38-14	2-0	0-0	3:15	90612
* Sep 18, 2010	at Tennessee	W	31-17	3-0	1-0	3:19	102455
* Sep 25, 2010	KENTUCKY	W	48-14	4-0	2-0	3:13	90547
* Oct 02, 2010	at #1 Alabama	L	6-31	4-1	2-1	2:59	101821
* Oct 9, 2010	#12 LSU	L	29-33	4-2	2-2	3:25	90721
* Oct 16, 2010	MISSISSIPPI STATE	L	7-10	4-3	2-3	2:58	90517
* Oct 30, 2010	vs Georgia	Wo	34-31	5-3	3-3	3:52	84444
* Nov 06, 2010	at Vanderbilt	W	55-14	6-3	4-3	3:29	33848
* Nov 13, 2010	#22 SOUTH CAROLINA	L	14-36	6-4	4-4	3:14	90885
Nov 20, 2010	APPALACHIAN STATE	W	48-10	7-4	4-4	2:54	90119
Nov 27, 2010	at #22 Florida State	L	7-31	7-5	4-4	3:05	82324
\$ Jan 01, 2011	vs Penn State	W	37-24	8-5	4-4	3:50	60574

2010 Florida Football
Florida Overall Team Statistics (as of Jan 01, 2011)
All games

Team Statistics	UF	OPP
SCORING	388	277
Points Per Game	29.8	21.3
FIRST DOWNS	247	231
Rushing	108	104
Passing	122	107
Penalty	17	20
RUSHING YARDAGE	2165	1698
Yards gained rushing	2580	1964
Yards lost rushing	415	266
Rushing Attempts	504	481
Average Per Rush	4.3	3.5
Average Per Game	166.5	130.6
TDs Rushing	31	14
PASSING YARDAGE	2396	2287
Comp-Att-Int	230-381-12	200-372-22
Average Per Pass	6.3	6.1
Average Per Catch	10.4	11.4
Average Per Game	184.3	175.9
TDs Passing	12	17
TOTAL OFFENSE	4561	3985
Total Plays	885	853
Average Per Play	5.2	4.7
Average Per Game	350.8	306.5
KICK RETURNS: #-Yards	53-1392	63-1266
PUNT RETURNS: #-Yards	33-302	13-109
INT RETURNS: #-Yards	22-538	12-116
KICK RETURN AVERAGE	26.3	20.1
PUNT RETURN AVERAGE	9.2	8.4
INT RETURN AVERAGE	24.5	9.7
FUMBLES-LOST	34-15	18-7
PENALTIES-Yards	101-745	75-557
Average Per Game	57.3	42.8
PUNTS-Yards	51-2253	73-2991
Average Per Punt	44.2	41.0
Net punt average	40.9	35.2
TIME OF POSSESSION/Game	28:36	31:24
3RD-DOWN Conversions	64/170	71/187
3rd-Down Pct	38%	38%
4TH-DOWN Conversions	17/33	6/10
4th-Down Pct	52%	60%
SACKS BY-Yards	21-115	24-144
MISC YARDS	0	-27
TOUCHDOWNS SCORED	52	33
FIELD GOALS-ATTEMPTS	9-15	16-18
ON-SIDE KICKS	0-0	0-0
RED-ZONE SCORES	(41-58) 71%	(33-40) 82%
RED-ZONE TOUCHDOWNS	(35-58) 60%	(22-40) 55%
PAT-ATTEMPTS	(47-51) 92%	(29-30) 97%
ATTENDANCE	633579	320448
Games/Avg Per Game	7/90511	4/80112
Neutral Site Games		2/72509

Score by Quarters	1st	2nd	3rd	4th	OT	Total
Florida	56	135	95	99	3	388
Opponents	48	92	65	72	0	277

2010 Florida Football
Florida Overall Individual Statistics (as of Jan 01, 2011)
All games

Rushing	gp	att	gain	loss	net	avg	td	lg	avg/g
Demps, J.	11	92	591	40	551	6.0	3	72	50.1
Rainey, C.	8	51	384	18	366	7.2	2	51	45.8
Burton, T.	13	75	356	7	349	4.7	11	51	26.8
Reed, J.	12	77	359	31	328	4.3	5	22	27.3
Gillislee, M.	12	58	329	4	325	5.6	7	43	27.1
Moody, E.	10	66	290	25	265	4.0	0	22	26.5
Hines, O.	13	12	154	2	152	12.7	2	36	11.7
Brown, M.	2	3	23	0	23	7.7	0	13	11.5
Debose, A.	10	1	9	0	9	9.0	0	9	0.9
Henry, C	13	2	8	0	8	4.0	0	4	0.6
Beemer, G.	1	3	4	0	4	1.3	1	3	4.0
Clark, R.	11	1	0	2	-2	-2.0	0	0	-0.2
TEAM	5	11	0	102	-102	-9.3	0	0	-20.4
Brantley, J.	13	52	73	184	-111	-2.1	0	12	-8.5
Total	13	504	2580	415	2165	4.3	31	72	166.5
Opponents	13	481	1964	266	1698	3.5	14	33	130.6

Passing	gp	effic	comp-att-int	pct	yds	td	lg	avg/g
Brantley, J.	13	116.36	200-329-10	60.8	2061	9	51	158.5
Reed, J.	12	119.71	26-46-1	56.5	252	3	31	21.0
Burton, T.	13	149.53	4-6-1	66.7	83	0	42	6.4
Total	13	117.29	230-381-12	60.4	2396	12	51	184.3
Opponents	13	108.66	200-372-22	53.8	2287	17	63	175.9

Receiving	gp	no.	yds	avg	td	lg	avg/g
Thompson, D.	13	38	570	15.0	1	44	43.8
Burton, T.	13	32	210	6.6	1	21	16.2
Moore, C.	13	27	349	12.9	1	51	26.8
Rainey, C.	8	25	216	8.6	3	40	27.0
Hammond, F.	11	22	276	12.5	2	39	25.1
Hines, O.	13	20	281	14.1	1	42	21.6
Demps, J.	11	18	116	6.4	0	40	10.5
Debose, A.	10	10	96	9.6	0	26	9.6
Clark, R.	11	7	69	9.9	1	20	6.3
Reed, J.	12	6	79	13.2	1	22	6.6
Gillislee, M.	12	6	17	2.8	0	13	1.4
Williams, J.	8	5	53	10.6	0	19	6.6
Patton, S.	10	4	27	6.8	0	12	2.7
Alli, S.	12	3	17	5.7	0	9	1.4
Moody, E.	10	3	9	3.0	0	6	0.9
Postell, J.	2	2	16	8.0	0	10	8.0
Brantley, J.	13	2	-5	-2.5	1	5	-0.4
Total	13	230	2396	10.4	12	51	184.3
Opponents	13	200	2287	11.4	17	63	175.9

Punt Returns	no.	yds	avg	td	lg
Jenkins, Ja.	18	150	8.3	0	33
Rainey, C.	9	67	7.4	0	15
Hammond, F.	2	0	0.0	0	0
Debose, A.	1	4	4.0	0	4
Patton, S.	1	56	56.0	1	42
Watkins, J.	1	-2	-2.0	0	0
Elam, M	1	0	0.0	0	0
McCray, L.	0	27	0.0	1	27
Total	33	302	9.2	2	42
Opponents	13	109	8.4	1	41

Interceptions	no.	yds	avg	td	lg
Black, A.	5	171	34.2	1	80
Jenkins, Ja.	3	68	22.7	1	67
Bostic, J.	3	9	3.0	0	10
Brown, J.	3	56	18.7	1	52
Hill, W.	2	102	51.0	0	89
Jenkins, Je.	1	47	47.0	0	47
Trattou, J.	1	35	35.0	1	35
Hicks, B.	1	14	14.0	0	14
Riggs, C.	1	0	0.0	0	0
Evans, J.	1	36	36.0	0	36
Jenkins, M.	1	0	0.0	0	0
Total	22	538	24.5	4	89
Opponents	12	116	9.7	1	35

Kick Returns	no.	yds	avg	td	lg
Debose, A.	21	587	28.0	2	99
Demps, J.	8	260	32.5	0	54
Rainey, C.	7	162	23.1	0	45
Patton, S.	7	196	28.0	0	48
Gillislee, M.	6	148	24.7	0	50
Green, W.	3	19	6.3	0	11
Powell, R.	1	20	20.0	0	20
Total	53	1392	26.3	2	99
Opponents	63	1266	20.1	0	51

Fumble Returns	no.	yds	avg	td	lg
Sanders, T.	1	45	45.0	1	45
Black, A.	1	3	3.0	0	3
Jenkins, Je.	1	10	10.0	0	10
Total	3	58	19.3	1	45
Opponents	1	8	8.0	0	6

2010 Florida Football
Florida Overall Individual Statistics (as of Jan 01, 2011)
All games

Scoring	td	fg	PAT				dpx	saf	pts
			kick	rush	rcv	pass			
Burton, T.	12	-	-	-	-	-	-	72	
Henry, C	-	7-11	28-29	-	-	-	-	49	
Gillislee, M.	7	-	-	-	-	-	-	42	
Reed, J.	6	-	-	-	-	-	-	36	
Rainey, C.	5	-	-	-	-	-	-	30	
Sturgis, C	-	2-4	19-21	-	-	-	-	25	
Demps, J.	3	-	-	-	-	-	-	18	
Hines, O.	3	-	-	-	-	-	-	18	
Hammond, F.	2	-	-	-	1	-	-	14	
Debose, A.	2	-	-	-	-	-	-	12	
Beemer, G.	1	-	-	-	-	-	-	6	
McCray, L.	1	-	-	-	-	-	-	6	
Clark, R.	1	-	-	-	-	-	-	6	
Moore, C.	1	-	-	-	-	-	-	6	
Brantley, J.	1	-	-	-	-	1-1	-	6	
Thompson, D.	1	-	-	-	-	-	-	6	
Trattou, J.	1	-	-	-	-	-	-	6	
Brown, J.	1	-	-	-	-	-	-	6	
Jenkins, Ja.	1	-	-	-	-	-	-	6	
Patton, S.	1	-	-	-	-	-	-	6	
Black, A.	1	-	-	-	-	-	-	6	
Sanders, T.	1	-	-	-	-	-	-	6	
Brust, Z.	-	-	0-1	-	-	-	-	0	
Total	52	9-15	47-51	-	1	1-1	-	388	
Opponents	33	16-18	29-30	1-2	-	0-1	-	277	

Total Offense	g	plays	rush	pass	total	avg/g
Brantley, J.	13	381	-111	2061	1950	150.0
Reed, J.	12	123	328	252	580	48.3
Demps, J.	11	92	551	0	551	50.1
Burton, T.	13	81	349	83	432	33.2
Rainey, C.	8	51	366	0	366	45.8
Gillislee, M.	12	58	325	0	325	27.1
Moody, E.	10	66	265	0	265	26.5
Hines, O.	13	12	152	0	152	11.7
Brown, M.	2	3	23	0	23	11.5
Debose, A.	10	1	9	0	9	0.9
Henry, C	13	2	8	0	8	0.6
Beemer, G.	1	3	4	0	4	4.0
Clark, R.	11	1	-2	0	-2	-0.2
TEAM	5	11	-102	0	-102	-20.4
Total	13	885	2165	2396	4561	350.8
Opponents	13	853	1698	2287	3985	306.5

Field Goals	fg	pct.	01-19	20-29	30-39	40-49	50-99	lg	blk
Sturgis, C	2-4	50.0	0-0	1-1	0-1	1-2	0-0	44	0
Henry, C	7-11	63.6	0-0	2-3	4-5	1-3	0-0	47	0

Punting	no.	yds	avg	lg	tb	fc	i20	50+	blk
Henry, C	50	2253	45.1	75	3	14	18	16	0
TEAM	1	0	0.0	0	0	0	0	0	1
Total	51	2253	44.2	75	3	14	18	16	1
Opponents	73	2991	41.0	60	6	9	21	12	3

FG Sequence	Florida	Opponents
Miami	44	(33),(31),(31),(33)
USF	39,(22)	-
Tennessee	(44)	(49)
Kentucky	-	35
Alabama	(39),(21)	(28)
LSU	25	(45),(39)
Mississippi State	38,42	(31),40
Georgia	42,(34),(37)	(28)
Vanderbilt	-	-
South Carolina	-	(49),(47),(41)
Appalachian State	-	(33)
Florida State	-	(38)
Penn State	(30),(47),(20)	(20)

Kickoffs	no.	yds	avg	tb	ob	retn	net	ydln
Sturgis, C	27	1765	65.4	4	2			
Brust, Z.	26	1562	60.1	1	1			
Henry, C	11	669	60.8	0	1			
Phillips, B.	9	572	63.6	0	0			
Total	73	4568	62.6	5	4	20.1	43.9	26
Opponents	60	3690	61.5	5	2	26.3	36.6	33

Numbers in (parentheses) indicate field goal was made.

2010 Florida Football
Florida Overall Individual Statistics (as of Jan 01, 2011)
All games

<u>All Purpose</u>	<u>g</u>	<u>rush</u>	<u>rcv</u>	<u>pr</u>	<u>kr</u>	<u>ir</u>	<u>total</u>	<u>avg/g</u>
Demps, J.	11	551	116	0	260	0	927	84.3
Rainey, C.	8	366	216	67	162	0	811	101.4
Debose, A.	10	9	96	4	587	0	696	69.6
Thompson, D.	13	0	570	0	0	0	570	43.8
Burton, T.	13	349	210	0	0	0	559	43.0
Gillislee, M.	12	325	17	0	148	0	490	40.8
Hines, O.	13	152	281	0	0	0	433	33.3
Reed, J.	12	328	79	0	0	0	407	33.9
Moore, C.	13	0	349	0	0	0	349	26.8
Patton, S.	10	0	27	56	196	0	279	27.9
Hammond, F.	11	0	276	0	0	0	276	25.1
Moody, E.	10	265	9	0	0	0	274	27.4
Jenkins, Ja.	13	0	0	150	0	68	218	16.8
Black, A.	13	0	0	0	0	171	171	13.2
Hill, W.	11	0	0	0	0	102	102	9.3
Clark, R.	11	-2	69	0	0	0	67	6.1
Brown, J.	11	0	0	0	0	56	56	5.1
Williams, J.	8	0	53	0	0	0	53	6.6
Jenkins, Je.	13	0	0	0	0	47	47	3.6
Evans, J.	13	0	0	0	0	36	36	2.8
Trattou, J.	13	0	0	0	0	35	35	2.7
McCray, L.	10	0	0	27	0	0	27	2.7
Brown, M.	2	23	0	0	0	0	23	11.5
Powell, R.	13	0	0	0	20	0	20	1.5
Green, W.	13	0	0	0	19	0	19	1.5
Alli, S.	12	0	17	0	0	0	17	1.4
Postell, J.	2	0	16	0	0	0	16	8.0
Hicks, B.	13	0	0	0	0	14	14	1.1
Bostic, J.	13	0	0	0	0	9	9	0.7
Henry, C.	13	8	0	0	0	0	8	0.6
Beemer, G.	1	4	0	0	0	0	4	4.0
Watkins, J.	10	0	0	-2	0	0	-2	-0.2
TEAM	5	-102	0	0	0	0	-102	-20.4
Brantley, J.	13	-111	-5	0	0	0	-116	-8.9
Total	13	2165	2396	302	1392	538	6793	522.5
Opponents	13	1698	2287	109	1266	116	5476	421.2

2010 Florida Football
Florida Overall Defensive Statistics (as of Jan 01, 2011)
All games

##	Defensive Leaders	gp	Tackles				tfl/yds	Sacks	Pass defense			Fumbles		blkd	
			ua	a	tot	no-yds		int-yds	brup	qbh	rcv-yds	ff	kick	saf	
35	Black, A.	13	73	35	108	11-38	1-20	5-171	5	.	2-3	3	.	.	
43	Jenkins, Je.	13	41	35	76	5-23	2-17	1-47	1	1	1-10	.	.	.	
52	Bostic, J.	13	36	21	57	3-9	2-7	3-9	3	1	
94	Trattou, J.	13	35	22	57	12-20	2-5	1-35	1	
16	Jones, A.	12	32	22	54	6-12	1-3	.	3	
10	Hill, W.	11	34	20	54	2-1	.	2-102	1	.	.	1	.	.	
1	Jenkins, Ja.	13	32	12	44	6-21	1-6	3-68	8	1	
44	Lemmens, D.	13	18	25	43	8-23	4-14	.	.	5	1-0	.	.	.	
40	Hicks, B.	13	25	13	38	3-11	3-11	1-14	.	1	.	1	.	.	
6H	Howard, J	11	19	10	29	12-39	3-16	
7P	Powell, R.	13	16	9	25	3-7	1-4	.	2	
73	Floyd, S.	13	10	13	23	8-17	.	.	.	1	
99	Hunter, O.	13	9	14	23	3-6	.	.	1	.	.	.	1	.	
22	Elam, M	13	16	6	22	2-3	1-1	.	1	1	1-0	.	.	.	
92	Sanders, T.	11	7	11	18	2-2	.	.	1	.	1-45	.	.	.	
31	Riggs, C.	13	13	5	18	1-5	.	1-0	2	
36	Jenkins, M.	6	13	2	15	.	.	1-0	2	
8B	Brown, J.	11	11	4	15	1-4	.	3-56	5	
24	Evans, J.	13	10	4	14	.	.	1-36	
26	Edwards, L.	13	11	3	14	1-0	.	.	.	
96	Green, W.	13	11	2	13	4-15	1-1	
48	Ball, N.	13	3	7	10	1-0	
90	Marsh, L.	9	4	5	9	
47	Antwine, B.	9	6	3	9	3-8	1-5	
14	Watkins, J.	10	5	3	8	.	.	.	1	
34	McCray, L.	10	5	1	6	1-1	.	.	.	2	.	1	.	.	
81	Clark, R.	11	2	4	6	
85	Hammond, F.	11	4	2	6	
23	Gillislee, M.	12	3	3	6	
91	Okine, E.	11	3	2	5	1-5	1-5	
83	Patton, S.	10	4	1	5	1	.	
58	Easley, D.	6	1	3	4	
93	Johnson, K.	12	2	2	4	2-3	.	.	1	
8	Burton, T.	13	1	1	2	
53	Peek, S.	2	2	.	2	
4	Debose, A.	10	2	.	2	
49	Kitchens, D.	9	.	2	2	
82	Hines, O.	13	2	.	2	
54	Guido, C.	13	.	1	1	
17	Henry, C	13	1	.	1	
5A	Alajajian, N.	12	1	.	1	
41	Carodine, M.	2	1	.	1	
76	Gilbert, M.	13	1	.	1	
98	Brust, Z.	4	1	.	1	
33	Brown, M.	2	.	1	1	
19	Sturgis, C	4	.	1	1	
89	Alli, S.	12	1	.	1	
11	Reed, J.	12	1	.	1	
13	Finley, D.	4	.	1	1	
3	Rainey, C.	8	2	.	
Total		13	528	331	859	100-273	21-115	22-538	38	13	7-58	6	4	.	
Opponents		13	588	260	848	94-291	24-144	12-116	44	18	15-8	14	3	.	

2010 Florida Football
Florida Individual Season/Career Statistics (as of Jan 01, 2011)
All games

	SEASON									CAREER								
Rushing	gp	att	gain	loss	net	avg	td	lg	avg/g	gp	att	gain	loss	net	avg	td	lg	avg/g
Demps, J.	11	92	591	40	551	6.0	3	72	50.1	39	269	1975	74	1901	7.1	17	72	48.7
Rainey, C.	8	51	384	18	366	7.2	2	51	45.8	40	225	1662	59	1603	7.1	11	76	40.1
Burton, T.	13	75	356	7	349	4.7	11	51	26.8	13	75	356	7	349	4.7	11	51	26.8
Reed, J.	12	77	359	31	328	4.3	5	22	27.3	12	77	359	31	328	4.3	5	22	27.3
Gillislee, M.	12	58	329	4	325	5.6	7	43	27.1	25	89	596	4	592	6.7	8	52	23.7
Moody, E.	10	66	290	25	265	4.0	0	22	26.5	32	182	1104	44	1060	5.8	4	40	33.1
Hines, O.	13	12	154	2	152	12.7	2	36	11.7	26	12	154	2	152	12.7	2	36	5.8
Brown, M.	2	3	23	0	23	7.7	0	13	11.5	2	3	23	0	23	7.7	0	13	11.5
Debose, A.	10	1	9	0	9	9.0	0	9	0.9	10	1	9	0	9	9.0	0	9	0.9
Henry, C.	13	2	8	0	8	4.0	0	4	0.6	54	3	25	0	25	8.3	0	17	0.5
Beemer, G.	1	3	4	0	4	1.3	1	3	4.0	4	3	4	0	4	1.3	1	3	1.0
Clark, R.	11	1	0	2	-2	-2.0	0	0	-0.2	11	1	0	2	-2	-2.0	0	0	-0.2
TEAM	5	11	0	102	-102	-9.3	0	0	-20.4									
Brantley, J.	13	52	73	184	-111	-2.1	0	12	-8.5	30	74	177	213	-36	-0.5	0	23	-1.2
Total	13	504	2580	415	2165	4.3	31	72	166.5									
Opponents	13	481	1964	266	1698	3.5	14	33	130.6									
Passing	gp	effic	comp-att-int	pct	yds	td	lg	avg/g	gp	effic	comp-att-int	pct	yds	td	lg	avg/g		
Brantley, J.	13	116.36	200-329-10	60.8	2061	9	51	158.5	30	128.89	254-405-11	62.7	2706	19	51	90.2		
Reed, J.	12	119.71	26-46-1	56.5	252	3	31	21.0	12	119.71	26-46-1	56.5	252	3	31	21.0		
Burton, T.	13	149.53	4-6-1	66.7	83	0	42	6.4	13	149.53	4-6-1	66.7	83	0	42	6.4		
Total	13	117.29	230-381-12	60.4	2396	12	51	184.3										
Opponents	13	108.66	200-372-22	53.8	2287	17	63	175.9										
Receiving	gp	no.	yds	avg	td	lg	avg/g	gp	no.	yds	avg	td	lg	avg/g				
Thompson, D.	13	38	570	15.0	1	44	43.8	39	80	1182	14.8	8	77	30.3				
Burton, T.	13	32	210	6.6	1	21	16.2	13	32	210	6.6	1	21	16.2				
Moore, C.	13	27	349	12.9	1	51	26.8	26	41	533	13.0	2	51	20.5				
Rainey, C.	8	25	216	8.6	3	40	27.0	40	38	414	10.9	4	40	10.4				
Hammond, F.	11	22	276	12.5	2	39	25.1	22	26	333	12.8	3	39	15.1				
Hines, O.	13	20	281	14.1	1	42	21.6	26	34	453	13.3	2	42	17.4				
Demps, J.	11	18	116	6.4	0	40	10.5	39	41	309	7.5	1	61	7.9				
Debose, A.	10	10	96	9.6	0	26	9.6	10	10	96	9.6	0	26	9.6				
Clark, R.	11	7	69	9.9	1	20	6.3	11	7	69	9.9	1	20	6.3				
Reed, J.	12	6	79	13.2	1	22	6.6	12	6	79	13.2	1	22	6.6				
Gillislee, M.	12	6	17	2.8	0	13	1.4	25	7	23	3.3	1	13	0.9				
Williams, J.	8	5	53	10.6	0	19	6.6	33	11	103	9.4	2	19	3.1				
Patton, S.	10	4	27	6.8	0	12	2.7	10	4	27	6.8	0	12	2.7				
Alli, S.	12	3	17	5.7	0	9	1.4	12	3	17	5.7	0	9	1.4				
Moody, E.	10	3	9	3.0	0	6	0.9	32	11	54	4.9	0	18	1.7				
Postell, J.	2	2	16	8.0	0	10	8.0	2	2	16	8.0	0	10	8.0				
Brantley, J.	13	2	-5	-2.5	1	5	-0.4	30	2	-5	-2.5	1	5	-0.2				
Total	13	230	2396	10.4	12	51	184.3											
Opponents	13	200	2287	11.4	17	63	175.9											
Total Offense	g	plays	rush	pass	total	avg/g	g	plays	rush	pass	total	avg/g						
Brantley, J.	13	381	-111	2061	1950	150.0	30	479	-36	2706	2670	89.0						
Reed, J.	12	123	328	252	580	48.3	12	123	328	252	580	48.3						
Demps, J.	11	92	551	0	551	50.1	39	269	1901	0	1901	48.7						
Burton, T.	13	81	349	83	432	33.2	13	81	349	83	432	33.2						
Rainey, C.	8	51	366	0	366	45.8	40	225	1603	0	1603	40.1						
Gillislee, M.	12	58	325	0	325	27.1	25	89	592	0	592	23.7						
Moody, E.	10	66	265	0	265	26.5	32	182	1060	0	1060	33.1						
Hines, O.	13	12	152	0	152	11.7	26	12	152	0	152	5.8						
Brown, M.	2	3	23	0	23	11.5	2	3	23	0	23	11.5						
Debose, A.	10	1	9	0	9	0.9	10	1	9	0	9	0.9						
Henry, C.	13	2	8	0	8	0.6	54	4	25	15	40	0.7						
Beemer, G.	1	3	4	0	4	4.0	4	3	4	0	4	1.0						
Clark, R.	11	1	-2	0	-2	-0.2	11	1	-2	0	-2	-0.2						
TEAM	5	11	-102	0	-102	-20.4												
Total	13	885	2165	2396	4561	350.8												
Opponents	13	853	1698	2287	3985	306.5												

2010 Florida Football
Florida Individual Season/Career Statistics (as of Jan 01, 2011)
All games

SEASON

CAREER

Scoring	td		PAT				kick			PAT			pts				
	fg		rush	rcv	pass	dxp	saf		td	fg	kick	rush	rcv	pass	dxp	saf	pts
Burton, T.	12	-	-	-	-	-	-	-	12	-	-	-	-	-	-	-	72
Henry, C	-	7-11	28-29	-	-	-	-	-	-	7-11	28-29	-	-	-	-	-	49
Gillislee, M.	7	-	-	-	-	-	-	-	9	-	-	-	-	-	-	-	54
Reed, J.	6	-	-	-	-	-	-	-	6	-	-	-	-	-	-	-	36
Rainey, C.	5	-	-	-	-	-	-	-	16	-	-	-	-	-	-	-	96
Sturgis, C	-	2-4	19-21	-	-	-	-	-	-	24-34	65-70	-	-	-	-	-	137
Demps, J.	3	-	-	-	-	-	-	-	18	-	-	-	-	-	-	-	108
Hines, O.	3	-	-	-	-	-	-	-	4	-	-	-	-	-	-	-	24
Hammond, F.	2	-	-	-	1	-	-	-	3	-	-	-	1	-	-	-	20
Debose, A.	2	-	-	-	-	-	-	-	2	-	-	-	-	-	-	-	12
Brown, J.	1	-	-	-	-	-	-	-	1	-	-	-	-	-	-	-	6
Sanders, T.	1	-	-	-	-	-	-	-	1	-	-	-	-	-	-	-	6
Jenkins, Ja.	1	-	-	-	-	-	-	-	1	-	-	-	-	-	-	-	6
Beemer, G.	1	-	-	-	-	-	-	-	1	-	-	-	-	-	-	-	6
McCray, L.	1	-	-	-	-	-	-	-	1	-	-	-	-	-	-	-	6
Black, A.	1	-	-	-	-	-	-	-	3	-	-	-	-	-	-	-	18
Brantley, J.	1	-	-	-	-	1-1	-	-	1	-	-	-	-	1-1	-	-	6
Patton, S.	1	-	-	-	-	-	-	-	1	-	-	-	-	-	-	-	6
Moore, C.	1	-	-	-	-	-	-	-	2	-	-	-	-	-	-	-	12
Thompson, D.	1	-	-	-	-	-	-	-	8	-	-	-	-	-	-	-	48
Clark, R.	1	-	-	-	-	-	-	-	1	-	-	-	-	-	-	-	6
Trattou, J.	1	-	-	-	-	-	-	-	1	-	-	-	-	-	-	-	6
Brust, Z.	-	-	0-1	-	-	-	-	-	-	-	0-1	-	-	-	-	-	0
Total	52	9-15	47-51	-	1	1-1	-	-	-	-	-	-	-	-	-	-	388
Opponents	33	16-18	29-30	1-2	-	0-1	-	-	-	-	-	-	-	-	-	-	277

Punt Returns	no.	yds	avg	td	lg	no.	yds	avg	td	lg
Jenkins, Ja.	18	150	8.3	0	33	18	150	8.3	0	33
Rainey, C.	9	67	7.4	0	15	14	129	9.2	1	23
Hammond, F.	2	0	0.0	0	0	5	16	3.2	0	16
Patton, S.	1	56	56.0	1	42	1	56	56.0	1	42
Watkins, J.	1	-2	-2.0	0	0	1	-2	-2.0	0	0
Debose, A.	1	4	4.0	0	4	1	4	4.0	0	4
Elam, M	1	0	0.0	0	0	1	0	0.0	0	0
McCray, L.	0	27	0.0	1	27	0	27	0.0	1	27
Total	33	302	9.2	2	42					
Opponents	13	109	8.4	1	41					

Kick Returns	no.	yds	avg	td	lg	no.	yds	avg	td	lg
Debose, A.	21	587	28.0	2	99	21	587	28.0	2	99
Demps, J.	8	260	32.5	0	54	11	354	32.2	0	54
Rainey, C.	7	162	23.1	0	45	14	351	25.1	0	51
Patton, S.	7	196	28.0	0	48	7	196	28.0	0	48
Gillislee, M.	6	148	24.7	0	50	6	148	24.7	0	50
Green, W.	3	19	6.3	0	11	3	19	6.3	0	11
Powell, R.	1	20	20.0	0	20	1	20	20.0	0	20
Total	53	1392	26.3	2	99					
Opponents	63	1266	20.1	0	51					

2010 Florida Football
Florida Individual Season/Career Statistics (as of Jan 01, 2011)
All games

	SEASON				CAREER					
Field Goals	att	good	long	blkd	att	good	long	blkd		
Henry, C	11	7	47	0	11	7	47	0		
Sturgis, C	4	2	44	0	34	24	56	0		
Total	15	9	47	0						
Opponents	18	16	49	1						
Punting		no.	yds	avg	lg	blk				
Henry, C		50	2253	45.1	75	0	165	7090		
TEAM		1	0	0.0	0	1				
Total		51	2253	44.2	75	1				
Opponents		73	2991	41.0	60	3				
Kickoffs	no.	yds	avg	tb	ob	no.	yds	avg	tb	ob
Sturgis, C	27	1765	65.4	4	2	216	13875	64.2	26	14
Brust, Z.	26	1562	60.1	1	1	26	1562	60.1	1	1
Henry, C	11	669	60.8	0	1	11	669	60.8	0	1
Phillips, B.	9	572	63.6	0	0	9	572	63.6	0	0
Total	73	4568	62.6	5	4					
Opponents	60	3690	61.5	5	2					

2010 Florida Football
Florida Overall Team Statistics (as of Jan 01, 2011)
Conference games

Team Statistics	UF	OPP
SCORING	224	186
Points Per Game	28.0	23.2
FIRST DOWNS	151	141
Rushing	58	66
Passing	83	65
Penalty	10	10
RUSHING YARDAGE	1114	1082
Yards gained rushing	1361	1258
Yards lost rushing	247	176
Rushing Attempts	301	307
Average Per Rush	3.7	3.5
Average Per Game	139.2	135.2
TDs Rushing	19	10
PASSING YARDAGE	1710	1404
Comp-Att-Int	155-257-9	116-209-9
Average Per Pass	6.7	6.7
Average Per Catch	11.0	12.1
Average Per Game	213.8	175.5
TDs Passing	6	11
TOTAL OFFENSE	2824	2486
Total Plays	558	516
Average Per Play	5.1	4.8
Average Per Game	353.0	310.8
KICK RETURNS: #-Yards	34-847	35-717
PUNT RETURNS: #-Yards	21-180	10-99
INT RETURNS: #-Yards	9-251	9-113
KICK RETURN AVERAGE	24.9	20.5
PUNT RETURN AVERAGE	8.6	9.9
INT RETURN AVERAGE	27.9	12.6
FUMBLES-LOST	16-7	15-5
PENALTIES-Yards	64-445	39-301
Average Per Game	55.6	37.6
PUNTS-Yards	35-1649	47-1943
Average Per Punt	47.1	41.3
Net punt average	42.6	35.4
TIME OF POSSESSION/Game	29:25	30:35
3RD-DOWN Conversions	43/112	43/113
3rd-Down Pct	38%	38%
4TH-DOWN Conversions	10/21	4/6
4th-Down Pct	48%	67%
SACKS BY-Yards	17-96	19-118
MISC YARDS	0	-27
TOUCHDOWNS SCORED	30	23
FIELD GOALS-ATTEMPTS	5-9	9-11
ON-SIDE KICKS	0-0	0-0
RED-ZONE SCORES	(22-32) 69%	(18-23) 78%
RED-ZONE TOUCHDOWNS	(19-32) 59%	(14-23) 61%
PAT-ATTEMPTS	(27-29) 93%	(19-20) 95%
ATTENDANCE	362670	238124
Games/Avg Per Game	4/90668	3/79375
Neutral Site Games		1/84444

Score by Quarters	1st	2nd	3rd	4th	OT	Total
Florida	28	86	54	53	3	224
Opponents	28	58	38	62	0	186

2010 Florida Football
Florida Overall Individual Statistics (as of Jan 01, 2011)
Conference games

Rushing	gp	att	gain	loss	net	avg	td	lg	avg/g
Burton, T.	8	52	274	6	268	5.2	9	51	33.5
Demps, J.	6	61	279	29	250	4.1	1	18	41.7
Gillislee, M.	7	36	179	4	175	4.9	5	43	25.0
Moody, E.	7	43	162	12	150	3.5	0	19	21.4
Rainey, C.	3	24	136	12	124	5.2	1	25	41.3
Hines, O.	8	10	123	2	121	12.1	1	36	15.1
Reed, J.	8	29	134	19	115	4.0	2	22	14.4
Debose, A.	7	1	9	0	9	9.0	0	9	1.3
Clark, R.	6	1	0	2	-2	-2.0	0	0	-0.3
TEAM	2	4	0	20	-20	-5.0	0	0	-10.0
Brantley, J.	8	40	65	141	-76	-1.9	0	12	-9.5
Total	8	301	1361	247	1114	3.7	19	51	139.2
Opponents	8	307	1258	176	1082	3.5	10	30	135.2

Passing	gp	effic	comp-att-int	pct	yds	td	lg	avg/g
Brantley, J.	8	114.57	137-226-7	60.6	1461	4	51	182.6
Reed, J.	8	125.17	14-26-1	53.8	166	2	31	20.8
Burton, T.	8	179.44	4-5-1	80.0	83	0	42	10.4
Total	8	116.90	155-257-9	60.3	1710	6	51	213.8
Opponents	8	120.69	116-209-9	55.5	1404	11	63	175.5

Receiving	gp	no.	yds	avg	td	lg	avg/g
Burton, T.	8	25	172	6.9	1	21	21.5
Thompson, D.	8	21	341	16.2	1	31	42.6
Moore, C.	8	21	305	14.5	0	51	38.1
Hammond, F.	8	17	236	13.9	2	39	29.5
Hines, O.	8	12	162	13.5	0	42	20.2
Demps, J.	6	11	86	7.8	0	40	14.3
Rainey, C.	3	10	116	11.6	2	40	38.7
Debose, A.	7	10	96	9.6	0	26	13.7
Gillislee, M.	7	6	17	2.8	0	13	2.4
Reed, J.	8	5	77	15.4	0	22	9.6
Clark, R.	6	4	33	8.2	0	14	5.5
Patton, S.	7	4	27	6.8	0	12	3.9
Moody, E.	7	3	9	3.0	0	6	1.3
Postell, J.	1	2	16	8.0	0	10	16.0
Alli, S.	8	2	8	4.0	0	6	1.0
Williams, J.	6	1	19	19.0	0	19	3.2
Brantley, J.	8	1	-10	-10.0	0	0	-1.2
Total	8	155	1710	11.0	6	51	213.8
Opponents	8	116	1404	12.1	11	63	175.5

Punt Returns	no.	yds	avg	td	lg
Jenkins, Ja.	15	95	6.3	0	33
Rainey, C.	4	41	10.2	0	2
Debose, A.	1	4	4.0	0	4
Watkins, J.	1	-2	-2.0	0	0
Patton, S.	0	42	0.0	1	42
Total	21	180	8.6	1	42
Opponents	10	99	9.9	1	41

Interceptions	no.	yds	avg	td	lg
Bostic, J.	2	10	5.0	0	10
Brown, J.	2	56	28.0	1	52
Hill, W.	2	102	51.0	0	89
Jenkins, Je.	1	47	47.0	0	47
Evans, J.	1	36	36.0	0	36
Jenkins, Ja.	1	0	0.0	0	0
Total	9	251	27.9	1	89
Opponents	9	113	12.6	1	35

Kick Returns	no.	yds	avg	td	lg
Debose, A.	15	439	29.3	2	99
Rainey, C.	7	162	23.1	0	45
Demps, J.	4	109	27.2	0	43
Gillislee, M.	3	63	21.0	0	28
Patton, S.	2	43	21.5	0	23
Green, W.	2	11	5.5	0	11
Powell, R.	1	20	20.0	0	20
Total	34	847	24.9	2	99
Opponents	35	717	20.5	0	51

Fumble Returns	no.	yds	avg	td	lg
Sanders, T.	1	45	45.0	1	45
Jenkins, Je.	1	10	10.0	0	10
Total	2	55	27.5	1	45
Opponents	0	2	0.0	0	0

2010 Florida Football
Florida Overall Individual Statistics (as of Jan 01, 2011)
Conference games

Scoring	td	fg	PAT				dpx	saf	pts
			kick	rush	rcv	pass			
Burton, T.	10	-	-	-	-	-	-	60	
Gillislee, M.	5	-	-	-	-	-	-	30	
Henry, C	-	4-8	17-18	-	-	-	-	29	
Rainey, C.	3	-	-	-	-	-	-	18	
Hammond, F.	2	-	-	-	1	-	-	14	
Sturgis, C	-	1-1	10-11	-	-	-	-	13	
Debose, A.	2	-	-	-	-	-	-	12	
Reed, J.	2	-	-	-	-	-	-	12	
Thompson, D.	1	-	-	-	-	-	-	6	
Hines, O.	1	-	-	-	-	-	-	6	
Brown, J.	1	-	-	-	-	-	-	6	
Patton, S.	1	-	-	-	-	-	-	6	
Demps, J.	1	-	-	-	-	-	-	6	
Sanders, T.	1	-	-	-	-	-	-	6	
Brantley, J.	-	-	-	-	-	1-1	-	0	
Total	30	5-9	27-29	-	1	1-1	-	224	
Opponents	23	9-11	19-20	1-2	-	0-1	-	186	

Total Offense	g	plays	rush	pass	total	avg/g
Brantley, J.	8	266	-76	1461	1385	173.1
Burton, T.	8	57	268	83	351	43.9
Reed, J.	8	55	115	166	281	35.1
Demps, J.	6	61	250	0	250	41.7
Gillislee, M.	7	36	175	0	175	25.0
Moody, E.	7	43	150	0	150	21.4
Rainey, C.	3	24	124	0	124	41.3
Hines, O.	8	10	121	0	121	15.1
Debose, A.	7	1	9	0	9	1.3
Clark, R.	6	1	-2	0	-2	-0.3
TEAM	2	4	-20	0	-20	-10.0
Total	8	558	1114	1710	2824	353.0
Opponents	8	516	1082	1404	2486	310.8

Field Goals	fg	pct.	01-19	20-29	30-39	40-49	50-99	lg	blk
Sturgis, C	1-1	100.0	0-0	0-0	0-0	1-1	0-0	44	0
Henry, C	4-8	50.0	0-0	1-2	3-4	0-2	0-0	39	0

Punting	no.	yds	avg	lg	tb	fc	i20	50+	blk
Henry, C	34	1649	48.5	75	3	9	12	14	0
TEAM	1	0	0.0	0	0	0	0	0	1
Total	35	1649	47.1	75	3	9	12	14	1
Opponents	47	1943	41.3	60	5	6	14	6	2

FG Sequence	Florida	Opponents
Tennessee	(44)	(49)
Kentucky	-	35
Alabama	(39),(21)	(28)
LSU	25	(45),(39)
Mississippi State	38,42	(31),40
Georgia	42,(34),(37)	(28)
Vanderbilt	-	-
South Carolina	-	(49),(47),(41)

Kickoffs	no.	yds	avg	tb	ob	retn	net	ydln
Brust, Z.	18	1071	59.5	1	1			
Sturgis, C	14	917	65.5	2	1			
Phillips, B.	9	572	63.6	0	0			
Henry, C	1	68	68.0	0	1			
Total	42	2628	62.6	3	3	20.5	44.1	25
Opponents	38	2372	62.4	3	1	24.9	38.6	31

Numbers in (parentheses) indicate field goal was made.

2010 Florida Football
Florida Overall Individual Statistics (as of Jan 01, 2011)
Conference games

<u>All Purpose</u>	<u>g</u>	<u>rush</u>	<u>rcv</u>	<u>pr</u>	<u>kr</u>	<u>ir</u>	<u>total</u>	<u>avg/g</u>
Debose, A.	7	9	96	4	439	0	548	78.3
Demps, J.	6	250	86	0	109	0	445	74.2
Rainey, C.	3	124	116	41	162	0	443	147.7
Burton, T.	8	268	172	0	0	0	440	55.0
Thompson, D.	8	0	341	0	0	0	341	42.6
Moore, C.	8	0	305	0	0	0	305	38.1
Hines, O.	8	121	162	0	0	0	283	35.4
Gillislee, M.	7	175	17	0	63	0	255	36.4
Hammond, F.	8	0	236	0	0	0	236	29.5
Reed, J.	8	115	77	0	0	0	192	24.0
Moody, E.	7	150	9	0	0	0	159	22.7
Patton, S.	7	0	27	42	43	0	112	16.0
Hill, W.	8	0	0	0	0	102	102	12.8
Jenkins, Ja.	8	0	0	95	0	0	95	11.9
Brown, J.	8	0	0	0	0	56	56	7.0
Jenkins, Je.	8	0	0	0	0	47	47	5.9
Evans, J.	8	0	0	0	0	36	36	4.5
Clark, R.	6	-2	33	0	0	0	31	5.2
Powell, R.	8	0	0	0	20	0	20	2.5
Williams, J.	6	0	19	0	0	0	19	3.2
Postell, J.	1	0	16	0	0	0	16	16.0
Green, W.	8	0	0	0	11	0	11	1.4
Bostic, J.	8	0	0	0	0	10	10	1.2
Alli, S.	8	0	8	0	0	0	8	1.0
Watkins, J.	5	0	0	-2	0	0	-2	-0.4
TEAM	2	-20	0	0	0	0	-20	-10.0
Brantley, J.	8	-76	-10	0	0	0	-86	-10.8
Total	8	1114	1710	180	847	251	4102	512.8
Opponents	8	1082	1404	99	717	113	3415	426.9

2010 Florida Football
Florida Overall Defensive Statistics (as of Jan 01, 2011)
Conference games

##	Defensive Leaders	gp	Tackles			tfl/yds	Sacks no-yds	Pass defense			Fumbles		blkd	
			ua	a	tot			int-yds	brup	qbh	rcv-yds	ff	kick	saf
35	Black, A.	8	51	22	73	8-33	1-20	.	2	.	1-0	3	.	.
43	Jenkins, Je.	8	30	21	51	4-21	2-17	1-47	1	1	1-10	.	.	.
10	Hill, W.	8	24	17	41	2-1	.	2-102	1	.	.	1	.	.
94	Trattou, J.	8	25	15	40	9-17	2-5
44	Lemmens, D.	8	15	20	35	5-15	4-14	.	.	5
1	Jenkins, Ja.	8	23	11	34	3-11	.	1-0	4	1
16	Jones, A.	8	21	13	34	3-5	1-3	.	2
52	Bostic, J.	8	22	11	33	3-9	2-7	2-10	.	1
40	Hicks, B.	8	14	9	23	3-11	3-11	.	.	1
92	Sanders, T.	8	7	10	17	2-2	.	.	1	.	1-45	.	.	.
73	Floyd, S.	8	5	9	14	4-11	.	.	.	1
6H	Howard, J	6	8	6	14	6-14	1-4
99	Hunter, O.	8	4	8	12	.	.	.	1	.	.	.	1	.
22	Elam, M	8	7	5	12	1-1	1-1	.	1	1	1-0	.	.	.
7P	Powell, R.	8	7	4	11	1-4	1-4	.	1
31	Riggs, C.	8	8	3	11	1-5	.	.	1
8B	Brown, J.	8	7	1	8	1-4	.	2-56	4
90	Marsh, L.	6	3	5	8
24	Evans, J.	8	4	2	6	.	.	1-36
47	Antwine, B.	4	4	1	5	1-5	1-5
85	Hammond, F.	8	3	2	5
96	Green, W.	8	4	1	5	1-5
48	Ball, N.	8	2	3	5
91	Okine, E.	8	2	2	4	1-5	1-5
34	McCray, L.	5	3	1	4	1-1	.	.	.	2	.	1	.	.
26	Edwards, L.	8	2	2	4	1-0	.	.	.
83	Patton, S.	7	2	1	3
81	Clark, R.	6	1	2	3
14	Watkins, J.	5	1	1	2
58	Easley, D.	3	1	1	2
8	Burton, T.	8	1	1	2
36	Jenkins, M.	2	1	1	2
82	Hines, O.	8	2	.	2
13	Finley, D.	4	.	1	1
5A	Alajajian, N.	8	1	.	1
33	Brown, M.	1	.	1	1
76	Gilbert, M.	8	1	.	1
54	Guido, C.	8	.	1	1
93	Johnson, K.	8	.	1	1	1-2
49	Kitchens, D.	8	.	1	1
23	Gillislee, M.	7	.	1	1
17	Henry, C	8	1	.	1
98	Brust, Z.	3	1	.	1
4	Debose, A.	7	1	.	1
3	Rainey, C.	3	2	.
Total		8	319	217	536	61-182	17-96	9-251	19	13	5-55	5	3	.
Opponents		8	370	166	536	66-216	19-118	9-113	31	17	7-2	8	3	.

**2010 Florida Football
Florida Game Superlatives (as of Jan 01, 2011)
All games**

INDIVIDUAL GAME HIGHS

Rushes	26	Demps, J. at Tennessee (Sep 18, 2010)
Yards Rushing	139	Demps, J. vs USF (Sep 11, 2010)
TD Rushes	5	Burton, T. vs Kentucky (Sep 25, 2010)
Long Rush	72	Demps, J. vs Miami (Sept 4, 2010)
Pass attempts	39	Brantley, J. vs Mississippi State (Oct 16, 2010)
Pass completions	24	Brantley, J. vs Kentucky (Sep 25, 2010)
	24	Brantley, J. vs Mississippi State (Oct 16, 2010)
Yards Passing	248	Brantley, J. vs Kentucky (Sep 25, 2010)
TD Passes	2	Brantley, J. vs Miami (Sept 4, 2010)
	2	Brantley, J. vs USF (Sep 11, 2010)
	2	Brantley, J. at Vanderbilt (Nov 06, 2010)
Long Pass	51	Brantley, J. vs LSU (Oct 9, 2010)
Receptions	6	Rainey, C. vs Miami (Sept 4, 2010)
	6	Thompson, D. vs USF (Sep 11, 2010)
	6	Thompson, D. vs Appalachian State (Nov 20, 2010)
Yards Receiving	100	Thompson, D. vs Appalachian State (Nov 20, 2010)
TD Receptions	1	Hines, O. vs Miami (Sept 4, 2010)
	1	Rainey, C. vs Miami (Sept 4, 2010)
	1	Reed, J. vs USF (Sep 11, 2010)
	1	Moore, C. vs USF (Sep 11, 2010)
	1	Hammond, F. at Tennessee (Sep 18, 2010)
	1	Burton, T. vs Kentucky (Sep 25, 2010)
	1	Rainey, C. at Vanderbilt (Nov 06, 2010)
	1	Thompson, D. at Vanderbilt (Nov 06, 2010)
	1	Hammond, F. at Vanderbilt (Nov 06, 2010)
	1	Rainey, C. vs South Carolina (Nov 13, 2010)
	1	Brantley, J. vs Appalachian State (Nov 20, 2010)
	1	Clark, R. at Florida State (Nov 27, 2010)
Long Reception	51	Moore, C. vs LSU (Oct 9, 2010)
Field Goals	3	Henry, C vs Penn State (Jan 01, 2011)
Long Field Goal	47	Henry, C vs Penn State (Jan 01, 2011)
Punts	6	Henry, C vs Georgia (Oct 30, 2010)
	6	Henry, C vs South Carolina (Nov 13, 2010)
	6	Henry, C vs Penn State (Jan 01, 2011)
Punting Avg	62.3	Henry, C at Alabama (Oct 02, 2010)
Long Punt	75	Henry, C at Alabama (Oct 02, 2010)
Long Punt Return	42	Patton, S. at Vanderbilt (Nov 06, 2010)
Long Kickoff Return	99	Debose, A. vs South Carolina (Nov 13, 2010)
Tackles	16	Black, A. vs South Carolina (Nov 13, 2010)
Sacks	2.0	Howard, J vs Miami (Sept 4, 2010)
	2.0	Hicks, B. at Tennessee (Sep 18, 2010)
	2.0	Lemmens, D. at Tennessee (Sep 18, 2010)
Tackles For Loss	3.0	Howard, J vs Miami (Sept 4, 2010)
	3.0	Howard, J vs LSU (Oct 9, 2010)
	3.0	Floyd, S. at Vanderbilt (Nov 06, 2010)
	3.0	Black, A. vs South Carolina (Nov 13, 2010)
Interceptions	2	Black, A. vs USF (Sep 11, 2010)
	2	Hill, W. vs Georgia (Oct 30, 2010)
	2	Black, A. vs Penn State (Jan 01, 2011)

**2010 Florida Football
Florida Game Superlatives (as of Jan 01, 2011)
All games**

TEAM GAME HIGHS

Rushes	51	at Vanderbilt (Nov 06, 2010)
Yards Rushing	311	vs Appalachian State (Nov 20, 2010)
Yards Per Rush	7.2	vs Appalachian State (Nov 20, 2010)
TD Rushes	6	vs Appalachian State (Nov 20, 2010)
Pass attempts	39	vs Mississippi State (Oct 16, 2010)
	39	vs South Carolina (Nov 13, 2010)
Pass completions	25	vs Kentucky (Sep 25, 2010)
Yards Passing	290	vs Kentucky (Sep 25, 2010)
Yards Per Pass	9.4	vs Appalachian State (Nov 20, 2010)
TD Passes	3	at Vanderbilt (Nov 06, 2010)
Total Plays	88	at Vanderbilt (Nov 06, 2010)
Total Offense	547	vs Appalachian State (Nov 20, 2010)
Yards Per Play	8.0	vs Appalachian State (Nov 20, 2010)
Points	55	at Vanderbilt (Nov 06, 2010)
Sacks By	6	at Tennessee (Sep 18, 2010)
First Downs	29	vs Appalachian State (Nov 20, 2010)
Penalties	11	vs LSU (Oct 9, 2010)
	11	at Vanderbilt (Nov 06, 2010)
	11	at Florida State (Nov 27, 2010)
Penalty Yards	79	vs Appalachian State (Nov 20, 2010)
	79	at Florida State (Nov 27, 2010)
Turnovers	4	at Alabama (Oct 02, 2010)
	4	at Florida State (Nov 27, 2010)
Interceptions By	5	vs Penn State (Jan 01, 2011)

**2010 Florida Football
Florida Game Superlatives (as of Jan 01, 2011)
All games**

OPPONENT INDIVIDUAL GAME HIGHS

Rushes	40	M. Lattimore, vs South Carolina (Nov 13, 2010)
Yards Rushing	212	M. Lattimore, vs South Carolina (Nov 13, 2010)
TD Rushes	3	M. Lattimore, vs South Carolina (Nov 13, 2010)
Long Rush	33	MURRAY, Demetri, vs USF (Sep 11, 2010)
Pass attempts	44	DYSERT, Zac, vs Miami (Sept 4, 2010)
Pass completions	25	DYSERT, Zac, vs Miami (Sept 4, 2010)
Yards Passing	313	Aaron Murray, vs Georgia (Oct 30, 2010)
TD Passes	3	Aaron Murray, vs Georgia (Oct 30, 2010)
	3	Ponder, C., at Florida State (Nov 27, 2010)
Long Pass	63	Aaron Murray, vs Georgia (Oct 30, 2010)
Receptions	11	ROBINSON, A., vs Miami (Sept 4, 2010)
Yards Receiving	114	Chris Matthews, vs Kentucky (Sep 25, 2010)
TD Receptions	2	Chris Matthews, vs Kentucky (Sep 25, 2010)
	2	T. Toliver, vs LSU (Oct 9, 2010)
Long Reception	63	Tavarres King, vs Georgia (Oct 30, 2010)
Field Goals	4	COOK, Trevor, vs Miami (Sept 4, 2010)
Long Field Goal	49	Lincoln, D., at Tennessee (Sep 18, 2010)
	49	Spencer Lanning, vs South Carolina (Nov 13, 2010)
Punts	10	Kent, Richard, at Vanderbilt (Nov 06, 2010)
Punting Avg	48.8	BROCKHAUS-KANN, vs USF (Sep 11, 2010)
Long Punt	60	Kent, Richard, at Vanderbilt (Nov 06, 2010)
Long Punt Return	41	Julio Jones, at Alabama (Oct 02, 2010)
Long Kickoff Return	51	Brandon Boykin, vs Georgia (Oct 30, 2010)
Tackles	14	Reveiz, N., at Tennessee (Sep 18, 2010)
	14	Bacarri Rambo, vs Georgia (Oct 30, 2010)
	14	D.J. Smith, vs Appalachian State (Nov 20, 2010)
Sacks	3.0	Chris White, vs Mississippi State (Oct 16, 2010)
Tackles For Loss	5.0	Drake Nevis, vs LSU (Oct 9, 2010)
	5.0	Chris White, vs Mississippi State (Oct 16, 2010)
Interceptions	1	Ridge Wilson, vs Kentucky (Sep 25, 2010)
	1	Dre Kirkpatrick, at Alabama (Oct 02, 2010)
	1	C.J. Mosley, at Alabama (Oct 02, 2010)
	1	Nico Johnson, at Alabama (Oct 02, 2010)
	1	Mo. Claiborne, vs LSU (Oct 9, 2010)
	1	Johnthan Banks, vs Mississippi State (Oct 16, 2010)
	1	Branden Smith, vs Georgia (Oct 30, 2010)
	1	Butler, Karl, at Vanderbilt (Nov 06, 2010)
	1	Stephon Gilmore, vs South Carolina (Nov 13, 2010)
	1	D. McDuffie, vs Appalachian State (Nov 20, 2010)
	1	Harris, M., at Florida State (Nov 27, 2010)
	1	Lynn, D'Anton, vs Penn State (Jan 01, 2011)

**2010 Florida Football
Florida Game Superlatives (as of Jan 01, 2011)
All games**

OPPONENT TEAM GAME HIGHS

Rushes	54	vs South Carolina (Nov 13, 2010)
Yards Rushing	244	vs USF (Sep 11, 2010)
Yards Per Rush	6.3	vs USF (Sep 11, 2010)
TD Rushes	4	vs South Carolina (Nov 13, 2010)
Pass attempts	46	vs Miami (Sept 4, 2010)
Pass completions	26	vs Miami (Sept 4, 2010)
Yards Passing	313	vs Georgia (Oct 30, 2010)
Yards Per Pass	9.3	vs LSU (Oct 9, 2010)
TD Passes	3	vs Georgia (Oct 30, 2010)
	3	at Florida State (Nov 27, 2010)
Total Plays	77	vs Penn State (Jan 01, 2011)
Total Offense	439	vs Georgia (Oct 30, 2010)
Yards Per Play	6.2	vs Georgia (Oct 30, 2010)
Points	36	vs South Carolina (Nov 13, 2010)
Sacks By	4	at Vanderbilt (Nov 06, 2010)
First Downs	24	vs South Carolina (Nov 13, 2010)
Penalties	10	vs Appalachian State (Nov 20, 2010)
Penalty Yards	80	vs Appalachian State (Nov 20, 2010)
Turnovers	5	vs USF (Sep 11, 2010)
	5	vs Penn State (Jan 01, 2011)
Interceptions By	3	at Alabama (Oct 02, 2010)

2010 Florida Football
Florida Red-Zone Results (as of Jan 01, 2011)
All games

Florida Inside Opponent Red-Zone

Date	Opponent	Score	Times In RZ	Times Scored	Total Pts	Rush TDs	Pass TDs	FGs Made	Failed to score inside RZ						
									FGA	Down	Int	Fumb	Half	Game	
Sep 4, 2010	MIAMI	W 34-12	5	3	21	3	1	2	0	1	0	0	1	0	0
Sep 11, 2010	USF	W 38-14	4	4	24	3	1	2	1	0	0	0	0	0	0
Sep 18, 2010	at Tennessee	W 31-17	4	4	28	4	3	1	0	0	0	0	0	0	0
Sep 25, 2010	KENTUCKY	W 48-14	6	6	41	6	5	1	0	0	0	0	0	0	0
Oct 02, 2010	at Alabama	L 6-31	4	1	3	0	0	0	1	0	1	1	1	0	0
Oct 9, 2010	LSU	L 29-33	4	3	22	3	3	0	0	1	0	0	0	0	0
Oct 16, 2010	MISSISSIPPI STATE	L 7-10	3	1	7	1	1	0	0	1	0	0	1	0	0
Oct 30, 2010	vs Georgia	W 34-31	6	5	27	3	3	0	2	1	0	0	0	0	0
Nov 06, 2010	at Vanderbilt	W 55-14	3	2	14	2	2	0	0	0	1	0	0	0	0
Nov 13, 2010	SOUTH CAROLINA	L 14-36	2	0	0	0	0	0	0	0	2	0	0	0	0
Nov 20, 2010	APPALACHIAN STATE	W 48-10	9	7	48	7	6	1	0	0	1	1	0	0	0
Nov 27, 2010	at Florida State	L 7-31	3	1	7	1	0	1	0	0	0	1	1	0	0
Jan 01, 2011	vs Penn State	W 37-24	5	4	20	2	2	0	2	0	0	0	1	0	0
Totals			58	41	262	35	27	8	6	4	5	3	5	0	0
41 of 58 (70.7%)															

Opponents Inside Florida Red-Zone

Date	Opponent	Score	Times In RZ	Times Scored	Total Pts	Rush TDs	Pass TDs	FGs Made	Failed to score inside RZ						
									FGA	Down	Int	Fumb	Half	Game	
Sep 4, 2010	MIAMI	W 34-12	4	4	12	0	0	0	4	0	0	0	0	0	0
Sep 11, 2010	USF	W 38-14	3	2	14	2	1	1	0	0	0	0	1	0	0
Sep 18, 2010	at Tennessee	W 31-17	1	0	0	0	0	0	0	0	0	1	0	0	0
Sep 25, 2010	KENTUCKY	W 48-14	3	1	7	1	0	1	0	1	0	0	0	1	0
Oct 02, 2010	at Alabama	L 6-31	4	4	24	3	2	1	1	0	0	0	0	0	0
Oct 9, 2010	LSU	L 29-33	4	4	23	3	2	1	1	0	0	0	0	0	0
Oct 16, 2010	MISSISSIPPI STATE	L 7-10	3	2	10	1	1	0	1	1	0	0	0	0	0
Oct 30, 2010	vs Georgia	W 34-31	3	3	16	2	1	1	1	0	0	0	0	0	0
Nov 06, 2010	at Vanderbilt	W 55-14	2	1	7	1	0	1	0	0	1	0	0	0	0
Nov 13, 2010	SOUTH CAROLINA	L 14-36	3	3	20	3	3	0	0	0	0	0	0	0	0
Nov 20, 2010	APPALACHIAN STATE	W 48-10	3	2	10	1	0	1	1	0	0	0	0	1	0
Nov 27, 2010	at Florida State	L 7-31	3	3	17	2	1	1	1	0	0	0	0	0	0
Jan 01, 2011	vs Penn State	W 37-24	4	4	24	3	2	1	1	0	0	0	0	0	0
Totals			40	33	184	22	13	9	11	2	1	1	1	2	0
33 of 40 (82.5%)															

2010 Florida Football
Florida By-Quarter Statistics (as of Jan 01, 2011)
All games

3rd-Down Conversions

Date	Opponent	Score	Overall	1st Qtr	2nd Qtr	3rd Qtr	4th Qtr	Overtime
Sept 4, 2010	MIAMI	W 34-12	3-12 25.0	1-4 25.0	1-1 100.0	0-4 0.0	1-3 33.3	
Sep 11, 2010	USF	W 38-14	5-13 38.5	1-3 33.3	1-4 25.0	0-1 0.0	3-5 60.0	
Sep 18, 2010	at Tennessee	W 31-17	8-14 57.1	2-4 50.0	1-2 50.0	3-5 60.0	2-3 66.7	
Sep 25, 2010	KENTUCKY	W 48-14	7-11 63.6	2-3 66.7	1-4 25.0	3-3 100.0	1-1 100.0	
Oct 02, 2010	at Alabama	L 6-31	3-13 23.1	1-2 50.0	0-5 0.0	2-4 50.0	0-2 0.0	
Oct 9, 2010	LSU	L 29-33	6-11 54.5	1-2 50.0	1-3 33.3	2-3 66.7	2-3 66.7	
Oct 16, 2010	MISSISSIPPI STATE	L 7-10	6-16 37.5	0-3 0.0	2-6 33.3	3-4 75.0	1-3 33.3	
Oct 30, 2010	vs Georgia	W 34-31	4-14 28.6	2-4 50.0	1-3 33.3	0-2 0.0	1-4 25.0	0-1 0.0
Nov 06, 2010	at Vanderbilt	W 55-14	7-19 36.8	2-5 40.0	1-3 33.3	2-3 66.7	2-8 25.0	
Nov 13, 2010	SOUTH CAROLINA	L 14-36	2-14 14.3	0-3 0.0	0-2 0.0	0-2 0.0	2-7 28.6	
Nov 20, 2010	APPALACHIAN STATE	W 48-10	3-6 50.0	1-1 100.0	0-3 0.0	0-0 0.0	2-2 100.0	
Nov 27, 2010	at Florida State	L 7-31	6-12 50.0	3-4 75.0	0-3 0.0	2-3 66.7	1-2 50.0	
Jan 01, 2011	vs Penn State	W 37-24	4-15 26.7	1-3 33.3	0-2 0.0	1-5 20.0	2-5 40.0	
Florida			64-170 37.6	17-41 41.5	9-41 22.0	18-39 46.2	20-48 41.7	0-1 0.0
Opponents			71-187 38.0	17-49 34.7	21-53 39.6	16-38 42.1	17-46 37.0	0-1 0.0

4th-Down Conversions

Date	Opponent	Score	Overall	1st Qtr	2nd Qtr	3rd Qtr	4th Qtr	Overtime
Sept 4, 2010	MIAMI	W 34-12	3-5 60.0	0-1 0.0	0-0 0.0	1-2 50.0	2-2 100.0	
Sep 11, 2010	USF	W 38-14	2-2 100.0	0-0 0.0	1-1 100.0	0-0 0.0	1-1 100.0	
Sep 18, 2010	at Tennessee	W 31-17	1-2 50.0	0-1 0.0	0-0 0.0	1-1 100.0	0-0 0.0	
Sep 25, 2010	KENTUCKY	W 48-14	1-1 100.0	1-1 100.0	0-0 0.0	0-0 0.0	0-0 0.0	
Oct 02, 2010	at Alabama	L 6-31	1-3 33.3	0-1 0.0	1-1 100.0	0-0 0.0	0-1 0.0	
Oct 9, 2010	LSU	L 29-33	0-0 0.0	0-0 0.0	0-0 0.0	0-0 0.0	0-0 0.0	
Oct 16, 2010	MISSISSIPPI STATE	L 7-10	2-4 50.0	0-1 0.0	1-2 50.0	0-0 0.0	1-1 100.0	
Oct 30, 2010	vs Georgia	W 34-31	0-1 0.0	0-0 0.0	0-0 0.0	0-1 0.0	0-0 0.0	0-0 0.0
Nov 06, 2010	at Vanderbilt	W 55-14	3-5 60.0	0-0 0.0	1-2 50.0	0-0 0.0	2-3 66.7	
Nov 13, 2010	SOUTH CAROLINA	L 14-36	2-5 40.0	0-0 0.0	0-0 0.0	0-1 0.0	2-4 50.0	
Nov 20, 2010	APPALACHIAN STATE	W 48-10	1-2 50.0	0-0 0.0	1-2 50.0	0-0 0.0	0-0 0.0	
Nov 27, 2010	at Florida State	L 7-31	0-1 0.0	0-0 0.0	0-1 0.0	0-0 0.0	0-0 0.0	
Jan 01, 2011	vs Penn State	W 37-24	1-2 50.0	0-0 0.0	0-0 0.0	0-1 0.0	1-1 100.0	
Florida			17-33 51.5	1-5 20.0	5-9 55.6	2-6 33.3	9-13 69.2	0-0 0.0
Opponents			6-10 60.0	0-2 0.0	3-4 75.0	1-1 100.0	2-3 66.7	0-0 0.0

Time of Possession

Date	Opponent	Score	Overall	1st Qtr	2nd Qtr	3rd Qtr	4th Qtr	Overtime
Sept 4, 2010	MIAMI	W 34-12	25:16	6:16	3:27	8:26	7:07	
Sep 11, 2010	USF	W 38-14	31:55	4:23	9:11	6:55	11:26	
Sep 18, 2010	at Tennessee	W 31-17	36:46	8:33	7:35	11:29	9:09	
Sep 25, 2010	KENTUCKY	W 48-14	30:05	8:40	6:18	10:53	4:14	
Oct 02, 2010	at Alabama	L 6-31	32:50	7:07	7:13	12:29	6:01	
Oct 9, 2010	LSU	L 29-33	25:52	6:49	5:07	7:45	6:11	
Oct 16, 2010	MISSISSIPPI STATE	L 7-10	28:46	5:20	10:51	7:33	5:02	
Oct 30, 2010	vs Georgia	W 34-31	30:38	7:49	7:16	5:10	10:23	0:00
Nov 06, 2010	at Vanderbilt	W 55-14	31:11	6:21	6:03	8:49	9:58	
Nov 13, 2010	SOUTH CAROLINA	L 14-36	19:14	4:32	3:34	3:25	7:43	
Nov 20, 2010	APPALACHIAN STATE	W 48-10	25:06	6:28	6:01	5:07	7:30	
Nov 27, 2010	at Florida State	L 7-31	27:01	7:23	6:30	7:50	5:18	
Jan 01, 2011	vs Penn State	W 37-24	27:11	6:47	4:26	8:13	7:45	
Florida			Total	86:28	83:32	104:04	97:47	0:00
Opponents			Avg.	6:39	6:25	8:00	7:31	0:00
Florida			Total	108:32	111:28	90:56	97:13	0:00
Opponents			Avg.	8:20	8:34	6:59	7:28	0:00

2010 Florida Football
Florida Team Game-by-Game (as of Jan 01, 2011)
All games

TEAM STATISTICS

Date	Opponent	Rushing				Receiving				Passing				Kick Returns				Punt Returns				tot off
		no.	yds	td	lg	no.	yds	td	lg	cmp-att-int	yds	td	lg	no.	yds	td	lg	no.	yds	td	lg	
Sept 4	MIAMI	31	99	2	72	17	113	2	25	17-25-0	113	2	25	5	129	0	50	2	15	0	15	212
Sep 11	USF	37	251	2	62	18	172	2	23	18-31-0	172	2	23	2	95	0	54	3	32	0	30	423
Sep 18	at Tennessee	49	150	3	36	14	167	1	24	14-23-0	167	1	24	2	70	0	43	2	6	0	4	317
Sep 25	KENTUCKY	33	176	5	19	25	290	1	42	25-36-1	290	1	42	2	39	0	22	3	38	0	33	466
Oct 02	at Alabama	31	79	0	19	16	202	0	26	16-32-3	202	0	26	5	117	0	28	2	6	0	8	281
Oct 9	LSU	32	89	3	17	16	154	0	51	16-24-1	154	0	51	6	154	1	88	2	10	0	10	243
Oct 16	MISSISSIPPI STATE	35	151	1	31	24	210	0	23	24-39-1	210	0	23	3	63	0	23	1	5	0	5	361
Oct 30	vs Georgia	50	231	4	51	18	219	0	40	18-27-1	219	0	40	6	148	0	45	1	0	0	0	450
Nov 06	at Vanderbilt	51	203	3	43	22	277	3	40	22-37-1	277	3	40	3	43	0	18	6	96	1	42	480
Nov 13	SOUTH CAROLINA	20	35	0	25	20	191	1	26	20-39-1	191	1	26	7	213	1	99	4	19	0	11	226
Nov 20	APPALACHIAN STATE	43	311	6	35	18	236	1	44	18-25-1	236	1	44	3	91	0	46	3	25	0	16	547
Nov 27	at Florida State	47	212	0	18	8	64	1	20	8-16-1	64	1	20	4	125	0	62	0	0	0	0	276
Jan 01	vs Penn State	45	178	2	51	14	101	0	21	14-27-1	101	0	21	5	105	0	48	4	50	1	27	279
Opponents		504	2165	31	72	230	2396	12	51	230-381-12	2396	12	51	53	1392	2	99	33	302	2	42	4561
Opponents		481	1698	14	33	200	2287	17	63	200-372-22	2287	17	63	63	1266	0	51	13	109	1	41	3985

Games played: 13
 Avg per rush: 4.3
 Avg per catch: 10.4
 Pass efficiency: 117.29
 Kick ret avg: 26.3
 Punt ret avg: 9.2
 All purpose avg/game: 522.5
 Total offense avg/gm: 350.8

Date	Opponent	Tackles				Sacks no-yds	Fumble		Pass Defense			Blkd kick	PAT Attempts			saf	pts	
		ua	a	total	tfl-yds		ff	fr-yds	int-yds	qbh	brup		kick	rush	rcv			
Sept 4	MIAMI	38	28	66	11-40	2-12	0	0-0	4-106	0	4	0	4-5	0	0	0	0	34
Sep 11	USF	34	24	58	4-18	1-6	0	1-0	4-38	0	4	0	5-5	0	0	0	0	38
Sep 18	at Tennessee	32	28	60	10-38	6-34	1	1-0	2-4	4	2	0	4-4	0	0	0	0	31
Sep 25	KENTUCKY	42	22	64	7-13	1-5	0	0-0	2-62	2	5	1	6-7	0	0	0	0	48
Oct 02	at Alabama	35	25	60	4-8	2-2	1	0-0	0-0	2	1	0	0-0	0	0	0	0	6
Oct 9	LSU	45	36	81	11-20	1-8	0	1-0	1-47	1	2	0	3-3	0	1	0	0	29
Oct 16	MISSISSIPPI STATE	30	42	72	5-10	0-0	0	0-0	0-0	1	1	0	1-1	0	0	0	0	7
Oct 30	vs Georgia	43	12	55	5-32	2-23	1	1-10	3-102	0	4	0	4-4	0	0	0	0	34
Nov 06	at Vanderbilt	42	28	70	13-47	4-17	2	2-45	1-36	3	2	2	7-8	0	0	0	0	55
Nov 13	SOUTH CAROLINA	50	24	74	6-14	1-7	0	0-0	0-0	0	2	0	2-2	0	0	0	0	14
Nov 20	APPALACHIAN STATE	50	22	72	8-11	1-1	1	1-3	0-0	0	2	0	6-7	0	0	0	0	48
Nov 27	at Florida State	39	20	59	7-9	0-0	0	0-0	0-0	0	2	0	1-1	0	0	0	0	7
Jan 01	vs Penn State	48	20	68	9-13	0-0	0	0-0	5-143	0	7	1	4-4	0	0	0	0	37
Opponents		528	331	859	100-273	24-115	6	7-58	22-538	13	38	4	47-51	0	1	0	0	388
Opponents		588	260	848	94-291	27-144	14	15-8	12-116	18	44	3	29-30	1	0	0	0	277

Date	Opponent	Punting										Field Goals			Kickoffs			
		no.	yds	avg	long	blkd	tb	fc	50+	i20	md-att	long	blkd	no.	yds	avg	tb	ob
Sept 4	MIAMI	1	27	27.0	27	0	0	0	0	0	0-1	0	0	6	383	63.8	0	0
Sep 11	USF	4	174	43.5	50	0	0	2	1	2	1-2	22	0	7	465	66.4	2	1
Sep 18	at Tennessee	3	131	43.7	47	0	0	0	0	2	1-1	44	0	6	395	65.8	0	0
Sep 25	KENTUCKY	3	168	56.0	61	0	1	1	2	0	0-0	0	0	8	522	65.2	2	1
Oct 02	at Alabama	3	187	62.3	75	0	0	0	3	2	2-2	39	0	3	198	66.0	0	0
Oct 9	LSU	4	210	52.5	58	0	1	1	3	1	0-1	0	0	5	331	66.2	0	0
Oct 16	MISSISSIPPI STATE	4	188	47.0	67	0	0	2	1	1	0-2	0	0	2	111	55.5	0	1
Oct 30	vs Georgia	6	281	46.8	61	0	1	1	2	2	2-3	37	0	6	352	58.7	0	0
Nov 06	at Vanderbilt	6	224	37.3	57	1	0	3	2	2	0-0	0	0	9	526	58.4	0	0
Nov 13	SOUTH CAROLINA	6	260	43.3	51	0	0	1	1	2	0-0	0	0	3	193	64.3	1	1
Nov 20	APPALACHIAN STATE	1	42	42.0	42	0	0	0	0	1	0-0	0	0	8	491	61.4	0	0
Nov 27	at Florida State	4	150	37.5	49	0	0	2	0	1	0-0	0	0	2	129	64.5	0	0
Jan 01	vs Penn State	6	211	35.2	58	0	0	1	1	2	3-3	47	0	8	472	59.0	0	0
Opponents		51	2253	44.2	75	1	3	14	16	18	9-15	47	0	73	4568	62.6	5	4
Opponents		73	2991	41.0	60	3	6	9	12	21	16-18	49	1	60	3690	61.5	5	2

2010 Florida Football
Florida Opponent Game-by-Game (as of Jan 01, 2011)
All games

OPPONENT STATISTICS

Date	Opponent	Rushing				Receiving				Passing				Kick Returns				Punt Returns				tot off
		no.	yds	td	lg	no.	yds	td	lg	cmp-att-int	yds	td	lg	no.	yds	td	lg	no.	yds	td	lg	
Sept 4	MIAMI	22	4	0	9	26	208	0	19	26-46-4	208	0	19	6	125	0	27	0	0	0	0	212
Sep 11	USF	39	244	1	33	6	86	1	51	6-23-4	86	1	51	4	100	0	39	1	1	0	1	330
Sep 18	at Tennessee	23	29	0	12	19	259	2	49	19-31-2	259	2	49	6	114	0	25	1	2	0	2	288
Sep 25	KENTUCKY	28	99	0	13	22	253	2	42	22-41-2	253	2	42	5	102	0	24	1	21	0	21	352
Oct 02	at Alabama	34	170	2	30	12	103	1	19	12-18-0	103	1	19	3	58	0	23	1	41	0	41	273
Oct 9	LSU	47	161	2	25	16	224	2	38	16-24-1	224	2	38	5	138	0	32	1	0	0	0	385
Oct 16	MISSISSIPPI STATE	49	212	1	18	4	33	0	30	4-9-0	33	0	30	1	0	0	0	0	0	0	0	245
Oct 30	vs Georgia	34	126	1	19	18	313	3	63	18-37-3	313	3	63	5	111	0	51	2	14	0	16	439
Nov 06	at Vanderbilt	38	46	0	22	10	63	1	21	10-27-1	63	1	21	9	176	0	30	3	21	1	4	109
Nov 13	SOUTH CAROLINA	54	239	4	21	15	156	0	20	15-22-0	156	0	20	1	18	0	18	1	0	0	0	395
Nov 20	APPALACHIAN STATE	36	117	0	13	19	157	1	17	19-29-0	157	1	17	8	138	0	29	0	0	0	0	274
Nov 27	at Florida State	41	112	1	13	16	221	3	39	16-24-0	221	3	39	2	48	0	25	0	0	0	0	333
Jan 01	vs Penn State	36	139	2	23	17	211	1	44	17-41-5	211	1	44	8	138	0	30	2	9	0	6	350
Florida		481	1698	14	33	200	2287	17	63	200-372-22	2287	17	63	63	1266	0	51	13	109	1	41	3985
Florida		504	2165	31	72	230	2396	12	51	230-381-12	2396	12	51	53	1392	2	99	33	302	2	42	4561

Games played: 13
 Avg per rush: 3.5
 Avg per catch: 11.4
 Pass efficiency: 108.66
 Kick ret avg: 20.1
 Punt ret avg: 8.4
 All purpose avg/game: 421.2
 Total offense avg/gm: 306.5

Date	Opponent	Tackles				Sacks no-yds	Fumble		Pass Defense			Blkd kick	PAT Attempts			saf	pts		
		ua	a	total	tfl-yds		ff	fr-yds	int-yds	qbh	brup		kick	rush	rcv				
Sept 4	MIAMI	40	14	54	8-31	0-0	2	3-6	0-0	0	1	0	0-0	0	0	0	0	0	12
Sep 11	USF	42	20	62	3-18	1-11	1	0-0	0-0	1	5	0	2-2	0	0	0	0	0	14
Sep 18	at Tennessee	36	40	76	9-24	1-8	1	2-0	0-0	2	3	0	2-2	0	0	0	0	17	
Sep 25	KENTUCKY	46	12	58	3-8	1-4	0	0-0	1-0	1	4	1	2-2	0	0	0	0	14	
Oct 02	at Alabama	42	20	62	8-25	1-8	1	1-0	3-44	9	8	0	4-4	0	0	0	0	31	
Oct 9	LSU	46	10	56	10-31	3-20	2	1-0	1-15	0	3	0	3-3	0	0	0	0	33	
Oct 16	MISSISSIPPI STATE	47	24	71	12-37	3-18	2	1-0	1-12	1	2	0	1-1	0	0	0	0	10	
Oct 30	vs Georgia	57	20	77	7-28	3-21	1	0-0	1-0	0	2	0	2-2	1	0	0	0	31	
Nov 06	at Vanderbilt	60	22	82	9-35	4-22	1	1-2	1-33	3	3	2	2-2	0	0	0	0	14	
Nov 13	SOUTH CAROLINA	36	18	54	8-28	3-17	0	1-0	1-9	1	6	0	3-4	0	0	0	0	36	
Nov 20	APPALACHIAN STATE	45	18	63	1-5	1-5	0	1-0	1-2	0	2	0	1-1	0	0	0	0	10	
Nov 27	at Florida State	41	24	65	5-8	2-6	3	3-0	1-1	0	3	0	4-4	0	0	0	0	31	
Jan 01	vs Penn State	50	18	68	11-13	1-4	0	1-0	1-0	0	2	0	3-3	0	0	0	0	24	
Florida		588	260	848	94-291	27-144	14	15-8	12-116	18	44	3	29-30	1	0	0	0	277	
Florida		528	331	859	100-273	24-115	6	7-58	22-538	13	38	4	47-51	0	1	0	0	388	

Date	Opponent	Punting										Field Goals			Kickoffs			
		no.	yds	avg	long	blkd	tb	fc	50+	i20	md-att	long	blkd	no.	yds	avg	tb	ob
Sept 4	MIAMI	3	89	29.7	41	0	0	1	0	0	4-4	33	0	5	269	53.8	0	0
Sep 11	USF	5	244	48.8	57	0	0	1	2	2	0-0	0	0	3	202	67.3	1	0
Sep 18	at Tennessee	5	222	44.4	48	0	0	1	0	1	1-1	49	0	4	251	62.8	1	1
Sep 25	KENTUCKY	5	201	40.2	49	0	0	1	0	2	0-1	0	1	3	210	70.0	1	0
Oct 02	at Alabama	4	161	40.2	53	0	0	0	1	1	1-1	28	0	6	408	68.0	1	0
Oct 9	LSU	4	167	41.8	48	0	1	0	0	2	2-2	45	0	6	359	59.8	0	0
Oct 16	MISSISSIPPI STATE	6	260	43.3	50	0	2	0	1	3	1-2	31	0	3	189	63.0	0	0
Oct 30	vs Georgia	5	227	45.4	51	0	1	3	2	3	1-1	28	0	6	390	65.0	0	0
Nov 06	at Vanderbilt	12	443	36.9	60	2	0	1	2	1	0-0	0	0	3	168	56.0	0	0
Nov 13	SOUTH CAROLINA	6	262	43.7	49	0	1	0	0	1	3-3	49	0	7	397	56.7	0	0
Nov 20	APPALACHIAN STATE	6	270	45.0	59	0	0	1	2	1	1-1	33	0	3	169	56.3	0	0
Nov 27	at Florida State	4	161	40.2	49	0	0	0	0	3	1-1	38	0	6	364	60.7	1	1
Jan 01	vs Penn State	8	284	35.5	52	1	1	0	2	1	1-1	20	0	5	314	62.8	0	0
Florida		73	2991	41.0	60	3	6	9	12	21	16-18	49	1	60	3690	61.5	5	2
Florida		51	2253	44.2	75	1	3	14	16	18	9-15	47	0	73	4568	62.6	5	4

2010 Florida Football
Florida Team Game-by-Game Comparison (as of Jan 01, 2011)
All games

Opponent	Score	First Downs				Pen	Rushing Number-Yards	Passing		Total Offense Plays-Yards	Return Yards	Turn- Overs
		Total	Rush	Pass	Comp-Att-Int			Yards				
MIAMI	34 - 12	12 / 16	4 / 3	7 / 10	1 / 3	31-99 / 22-4	17-25-0 / 26-46-4	113 / 208	56-212 / 68-212	250 / 131	3 / 4	
USF	38 - 14	21 / 16	10 / 13	10 / 2	1 / 1	37-251 / 39-244	18-31-0 / 6-23-4	172 / 86	68-423 / 62-330	165 / 101	0 / 5	
Tennessee	31 - 17	18 / 11	6 / 3	11 / 8	1 / 0	49-150 / 23-29	14-23-0 / 19-31-2	167 / 259	72-317 / 54-288	80 / 116	2 / 3	
KENTUCKY	48 - 14	26 / 23	11 / 7	14 / 13	1 / 3	33-176 / 28-99	25-36-1 / 22-41-2	290 / 253	69-466 / 69-352	139 / 123	1 / 2	
Alabama	6 - 31	17 / 18	4 / 10	10 / 7	3 / 1	31-79 / 34-170	16-32-3 / 12-18-0	202 / 103	63-281 / 52-273	123 / 143	4 / 0	
LSU	29 - 33	12 / 20	4 / 9	5 / 9	3 / 2	32-89 / 47-161	16-24-1 / 16-24-1	154 / 224	56-243 / 71-385	211 / 153	2 / 2	
MISSISSIPPI STATE	7 - 10	20 / 16	9 / 14	10 / 1	1 / 1	35-151 / 49-212	24-39-1 / 4-9-0	210 / 33	74-361 / 58-245	68 / 12	2 / 0	
Georgia	34 - 31	23 / 22	10 / 7	12 / 14	1 / 1	50-231 / 34-126	18-27-1 / 18-37-3	219 / 313	77-450 / 71-439	260 / 125	1 / 4	
Vanderbilt	55 - 14	24 / 7	12 / 4	12 / 2	0 / 1	51-203 / 38-46	22-37-1 / 10-27-1	277 / 63	88-480 / 65-109	220 / 232	2 / 3	
SOUTH CAROLINA	14 - 36	11 / 24	2 / 12	9 / 11	0 / 1	20-35 / 54-239	20-39-1 / 15-22-0	191 / 156	59-226 / 76-395	232 / 27	2 / 0	
APPALACHIAN STATE	48 - 10	29 / 20	15 / 8	13 / 9	1 / 3	43-311 / 36-117	18-25-1 / 19-29-0	236 / 157	68-547 / 65-274	119 / 140	2 / 1	
Florida State	7 - 31	17 / 21	12 / 6	3 / 12	2 / 3	47-212 / 41-112	8-16-1 / 16-24-0	64 / 221	63-276 / 65-333	125 / 49	4 / 0	
Penn State	37 - 24	17 / 17	9 / 8	6 / 9	2 / 0	45-178 / 36-139	14-27-1 / 17-41-5	101 / 211	72-279 / 77-350	298 / 147	2 / 5	
Totals	388 - 277	247 / 231	108 / 104	122 / 107	17 / 20	504-2165 / 481-1698	230-381-12 / 200-372-22	2396 / 2287	885-4561 / 853-3985	2290 / 1499	27 / 29	

Opponent	3rd Down Conversions	4th Down Conversions	Time of Possession	TOP Margin	Avg Yds/Rush	Avg Yds/Pass	Avg Yds/Play	Punting Number-Avg	Penalties Number-Yards	Sacks
MIAMI	3-12 / 4-15	3-5 / 1-2	25:16 / 34:44	-9:28	3.2 / 0.2	4.5 / 4.5	3.8 / 3.1	1-27.0 / 3-29.7	6-51 / 9-51	2 / 0
USF	5-13 / 5-12	2-2 / 0-0	31:55 / 28:05	3:50	6.8 / 6.3	5.5 / 3.7	6.2 / 5.3	4-43.5 / 5-48.8	8-56 / 7-45	1 / 1
Tennessee	8-14 / 2-13	1-2 / 1-2	36:46 / 23:14	13:32	3.1 / 1.3	7.3 / 8.4	4.4 / 5.3	3-43.7 / 5-44.4	5-25 / 9-54	6 / 1
KENTUCKY	7-11 / 5-14	1-1 / 1-1	30:05 / 29:55	0:10	5.3 / 3.5	8.1 / 6.2	6.8 / 5.1	3-56.0 / 5-40.2	9-65 / 7-44	1 / 1
Alabama	3-13 / 4-9	1-3 / 0-0	32:50 / 27:10	5:40	2.5 / 5.0	6.3 / 5.7	4.5 / 5.2	3-62.3 / 4-40.2	7-49 / 5-47	2 / 1
LSU	6-11 / 8-16	0-0 / 2-2	25:52 / 34:08	-8:16	2.8 / 3.4	6.4 / 9.3	4.3 / 5.4	4-52.5 / 4-41.8	11-69 / 6-61	1 / 3
MISSISSIPPI STATE	6-16 / 6-14	2-4 / 0-0	28:46 / 31:14	-2:28	4.3 / 4.3	5.4 / 3.7	4.9 / 4.2	4-47.0 / 6-43.3	6-60 / 6-45	0 / 3
Georgia	4-14 / 8-15	0-1 / 0-0	30:38 / 29:22	1:16	4.6 / 3.7	8.1 / 8.5	5.8 / 6.2	6-46.8 / 5-45.4	9-54 / 2-25	2 / 3
Vanderbilt	7-19 / 2-16	3-5 / 0-1	31:11 / 28:49	2:22	4.0 / 1.2	7.5 / 2.3	5.5 / 1.7	6-37.3 / 12-36.9	11-68 / 1-5	4 / 4
SOUTH CAROLINA	2-14 / 8-16	2-5 / 0-0	19:14 / 40:46	-21:32	1.8 / 4.4	4.9 / 7.1	3.8 / 5.2	6-43.3 / 6-43.7	6-55 / 3-20	1 / 3
APPALACHIAN STATE	3-6 / 6-14	1-2 / 0-1	25:06 / 34:54	-9:48	7.2 / 3.2	9.4 / 5.4	8.0 / 4.2	1-42.0 / 6-45.0	7-79 / 10-80	1 / 1
Florida State	6-12 / 8-15	0-1 / 1-1	27:01 / 32:59	-5:58	4.5 / 2.7	4.0 / 9.2	4.4 / 5.1	4-37.5 / 4-40.2	11-79 / 5-51	0 / 2
Penn State	4-15 / 5-18	1-2 / 0-0	27:11 / 32:49	-5:38	4.0 / 3.9	3.7 / 5.1	3.9 / 4.5	6-35.2 / 8-35.5	5-35 / 5-29	0 / 1
Totals	64-170 / 71-187	17-33 / 6-10	371:51 / 408:09	-36:18	4.3 / 3.5	6.3 / 6.1	5.2 / 4.7	51-44.2 / 73-41.0	101-745 / 75-557	21 / 24

Note: Game totals are displayed in the format TEAM/OPPONENT for each category

2010 Florida Football
Florida Passing Game-by-Game (as of Jan 01, 2011)
All games

#12 Brantley, J.	Comp	Att	Int	Pct	Yards	TD	Long	Sacked	Effic
Miami	17	25	0	68.0	113	2	25	0-0	132.37
USF	18	31	0	58.1	172	2	23	1-11	125.96
Tennessee	14	23	0	60.9	167	1	24	1-8	136.21
Kentucky	24	35	1	68.6	248	1	30	1-4	131.81
Alabama	16	31	2	51.6	202	0	26	1-8	93.45
LSU	16	24	1	66.7	154	0	51	3-20	112.23
Mississippi State	24	39	1	61.5	210	0	23	3-18	101.64
Georgia	16	25	1	64.0	193	0	40	3-21	120.85
Vanderbilt	11	18	0	61.1	157	2	40	3-21	171.04
South Carolina	16	31	1	51.6	130	0	22	2-13	80.39
Appalachian State	16	22	1	72.7	222	0	44	1-5	148.40
Florida State	6	12	1	50.0	52	1	20	2-6	97.23
Penn State	6	13	1	46.2	41	0	16	1-4	57.26
TOTALS	200	329	10	60.8	2061	9	51	22-139	116.36

#11 Reed, J.	Comp	Att	Int	Pct	Yards	TD	Long	Sacked	Effic
Vanderbilt	11	19	1	57.9	120	1	31	1-1	117.79
South Carolina	3	7	0	42.9	46	1	26	1-4	145.20
Appalachian State	2	3	0	66.7	14	1	9	0-0	215.87
Florida State	2	4	0	50.0	12	0	9	0-0	75.20
Penn State	8	13	0	61.5	60	0	21	0-0	100.31
TOTALS	26	46	1	56.5	252	3	31	2-5	119.71

#13 Burton, T.	Comp	Att	Int	Pct	Yards	TD	Long	Sacked	Effic
Kentucky	1	1	0	100.0	42	0	42	0-0	452.80
Alabama	0	1	1	0.0	0	0	0	0-0	-200.00
Georgia	2	2	0	100.0	26	0	23	0-0	209.20
South Carolina	1	1	0	100.0	15	0	15	0-0	226.00
Penn State	0	1	0	0.0	0	0	0	0-0	0.00
TOTALS	4	6	1	66.7	83	0	42	0-0	149.53

2010 Florida Football
Florida Rushing/Receiving Game-by-Game (as of Jan 01, 2011)
All games

RUSHING	No-Yds/TD	MU	USF	UT	UK	UA	LSU	MS	GA	VU	SC	ASU	FS	PSU
Demps, J. RB	92-551/3	8-98/1	11-139/1	26-73/0	8-57/0	11-47/0	DNP	5-36/0	9-38/1	DNP	2--1/0	-	9-44/0	3-20/0
Rainey, C. WR	51-366/2	3-1/0	1-15/0	DNP	DNP	DNP	DNP	DNP	16-84/1	3-8/0	5-32/0	6-87/1	11-73/0	6-66/0
Burton, T. QB	75-349/11	2-4/1	2-7/0	2-4/1	5-40/5	4-5/0	9-35/1	8-43/0	17-110/2	6-30/0	1-1/0	8-37/1	9-31/0	2-2/0
Reed, J. TE	77-328/5	DNP	-	-	-	-	2-0/1	-	3-19/0	16-84/1	8-12/0	11-71/3	13-74/0	24-68/0
Gillislee, M. RB	58-325/7	6-55/0	4-29/1	8-27/2	6-32/0	1-6/0	6-20/1	6-33/0	DNP	9-57/2	-	8-56/0	-	4-10/1
Moody, E. RB	66-265/0	5-5/0	14-54/0	5-20/0	10-46/0	6-3/0	8-34/0	-	DNP	13-46/0	1-1/0	4-56/0	DNP	DNP
Hines, O. WR	12-152/2	-	-	1-36/0	-	1-19/0	1-10/0	6-58/1	1--2/0	-	-	-	-	2-31/1
Brown, M. RB	3-23/0	DNP	3-23/0	DNP	-	DNP	DNP	DNP	DNP	DNP	DNP	DNP	DNP	DNP
Debose, A. WR	1-9/0	DNP	-	-	-	-	1-9/0	-	DNP	-	-	DNP	-	-
Henry, C	2-8/0	-	-	-	-	-	-	-	-	-	-	-	1-4/0	1-4/0
Beemer, G.	3-4/1	DNP	DNP	DNP	DNP	DNP	DNP	DNP	DNP	DNP	DNP	3-4/1	DNP	DNP
Clark, R. WR	1--2/0	-	-	-	-	-	-	1--2/0	DNP	DNP	-	-	-	-
TEAM	11--102/0	4--55/0	DNP	3--19/0	DNP	DNP	DNP	DNP	DNP	1--1/0	DNP	DNP	1--8/0	2--19/0
Brantley, J. QB	52--111/0	3--9/0	2--16/0	4-9/0	4-1/0	8--1/0	5--19/0	9--17/0	4--18/0	3--21/0	3--10/0	3-0/0	3--6/0	1--4/0

RECEIVING	No-Yds/TD	MU	USF	UT	UK	UA	LSU	MS	GA	VU	SC	ASU	FS	PSU
Thompson, D. WR	38-570/1	3-24/0	6-83/0	4-55/0	5-86/0	3-60/0	2-20/0	2-25/0	2-36/0	2-39/1	1-20/0	6-100/0	-	2-22/0
Moore, C. WR	27-349/1	-	5-40/1	2-26/0	4-72/0	2-28/0	4-95/0	3-35/0	-	4-32/0	2-17/0	-	1-4/0	-
Hines, O. WR	20-281/1	3-49/1	2-6/0	2-15/0	2-55/0	1-4/0	-	-	4-50/0	-	3-38/0	1-37/0	-	2-27/0
Hammond, F. WR	22-276/2	DNP	DNP	1-7/1	-	2-28/0	-	5-69/0	3-46/0	3-49/1	3-37/0	2-25/0	1-9/0	2-6/0
Rainey, C. WR	25-216/3	6-34/1	-	DNP	DNP	DNP	DNP	DNP	2-9/0	4-75/1	4-32/1	2-23/0	4-25/0	3-18/0
Burton, T. QB	32-210/1	1-2/0	2-5/0	-	5-37/1	4-33/0	3-1/0	5-37/0	5-35/0	-	3-29/0	1-3/0	1-6/0	2-22/0
Demps, J. RB	18-116/0	4-4/0	1-21/0	3-34/0	3-2/0	-	DNP	3-7/0	2-43/0	DNP	-	-	-	2-5/0
Debose, A. WR	10-96/0	DNP	-	-	4-36/0	2-30/0	-	1-3/0	DNP	1-14/0	2-13/0	DNP	-	-
Reed, J. TE	6-79/1	DNP	1-2/1	1-22/0	-	1-17/0	1-12/0	1-11/0	-	-	1-15/0	-	-	-
Clark, R. WR	7-69/1	-	1-15/0	1-8/0	1-4/0	-	-	2-21/0	DNP	DNP	-	-	1-20/1	1-1/0
Williams, J. WR	5-53/0	DNP	DNP	DNP	DNP	-	-	-	-	1-19/0	-	4-34/0	DNP	-
Patton, S. WR	4-27/0	DNP	DNP	DNP	-	-	-	-	-	4-27/0	-	-	-	-
Gillislee, M. RB	6-17/0	-	-	-	1--2/0	-	3-17/0	2-2/0	DNP	-	-	-	-	-
Alli, S. WR	3-17/0	-	-	-	-	1-2/0	-	-	-	1-6/0	-	1-9/0	-	DNP
Postell, J. WR	2-16/0	DNP	DNP	DNP	DNP	DNP	DNP	DNP	DNP	2-16/0	DNP	-	DNP	DNP
Moody, E. RB	3-9/0	-	-	-	-	-	3-9/0	-	DNP	-	-	-	DNP	DNP
Brantley, J. QB	2--5/1	-	-	-	-	-	-	-	-	-	1--10/0	1-5/1	-	-

2010 Florida Football
Florida Return Stats Game-by-Game (as of Jan 01, 2011)
All games

PUNT RETURNS	No-Yds	MU	USF	UT	UK	UA	LSU	MS	GA	VU	SC	ASU	FS	PSU
Jenkins, Ja.	18-150	-	1-30	2-6	3-38	2-6	2-10	1-5	1-0	2-13	2-17	2-25	-	-
Rainey, C.	9-67	1-15	2-2	DNP	DNP	DNP	DNP	DNP	-	2-39	2-2	-	-	2-9
Patton, S.	1-56	DNP	DNP	DNP	-	-	-	-	-	-	-	-	-	1-14
Debose, A.	1-4	DNP	-	-	-	-	-	-	DNP	1-4	-	DNP	-	-
Hammond, F.	2-0	DNP	DNP	-	-	-	-	-	-	-	-	1-0	-	1-0
Elam, M.	1-0	1-0	-	-	-	-	-	-	-	-	-	-	-	-
Watkins, J.	1-2	-	-	DNP	-	-	-	DNP	DNP	1-2	-	-	-	-

KICK RETURNS	No-Yds	MU	USF	UT	UK	UA	LSU	MS	GA	VU	SC	ASU	FS	PSU
Debose, A.	21-587	DNP	-	-	-	2-45	5-154	3-63	DNP	1-18	4-159	DNP	4-125	2-23
Demps, J.	8-260	2-56	2-95	2-70	2-39	-	DNP	-	-	DNP	-	-	-	-
Patton, S.	7-196	DNP	DNP	DNP	-	1-23	-	-	-	-	1-20	2-71	-	3-82
Rainey, C.	7-162	-	-	DNP	DNP	DNP	DNP	DNP	6-148	1-14	-	-	-	-
Gillislee, M.	6-148	2-65	-	-	-	2-49	-	-	DNP	-	1-14	1-20	-	-
Powell, R.	1-20	-	-	-	-	-	-	-	-	-	1-20	-	-	-
Green, W.	3-19	1-8	-	-	-	-	1-0	-	-	1-11	-	-	-	-

INT. RETURNS	No-Yds	MU	USF	UT	UK	UA	LSU	MS	GA	VU	SC	ASU	FS	PSU
Black, A.	5-171	1-40	2-2	-	-	-	-	-	-	-	-	-	-	2-129
Jenkins, Ja.	3-68	1-67	1-1	-	-	-	-	-	1-0	-	-	-	-	-
Brown, J.	3-56	1-0	-	1-4	1-52	-	-	-	-	-	-	DNP	DNP	-
Bostic, J.	3-9	1--1	-	1-0	1-10	-	-	-	-	-	-	-	-	-
Hill, W.	2-102	DNP	DNP	-	-	-	-	-	2-102	-	-	-	-	-
Trattou, J.	1-35	-	1-35	-	-	-	-	-	-	-	-	-	-	-
Jenkins, Je.	1-47	-	-	-	-	-	1-47	-	-	-	-	-	-	-
Evans, J.	1-36	-	-	-	-	-	-	-	-	1-36	-	-	-	-
Riggs, C.	1-0	-	-	-	-	-	-	-	-	-	-	-	-	1-0
Jenkins, M.	1-0	-	DNP	DNP	DNP	DNP	DNP	DNP	DNP	-	-	-	-	1-0
Hicks, B.	1-14	-	-	-	-	-	-	-	-	-	-	-	-	1-14

FUMBLE RETURNS	No-Yds	MU	USF	UT	UK	UA	LSU	MS	GA	VU	SC	ASU	FS	PSU
Sanders, T.	1-45	DNP	-	-	-	-	-	-	-	1-45	-	-	-	DNP
Jenkins, Je.	1-10	-	-	-	-	-	-	-	1-10	-	-	-	-	-
Black, A.	1-3	-	-	-	-	-	-	-	-	-	-	1-3	-	-

2010 Florida Football
Florida All-Purpose Yards Game-by-Game (as of Jan 01, 2011)
All games

ALL-PURPOSE YARDS	Total	MU	USF	UT	UK	UA	LSU	MS	GA	VU	SC	ASU	FS	PSU
Demps, J.	927	158	255	177	98	47	DNP	43	81	DNP	-1	-	44	25
Rainey, C.	811	50	17	DNP	DNP	DNP	DNP	DNP	241	136	66	110	98	93
Debose, A.	696	DNP	-	-	36	75	163	66	DNP	36	172	DNP	125	23
Thompson, D.	570	24	83	55	86	60	20	25	36	39	20	100	-	22
Burton, T.	559	6	12	4	77	38	36	80	145	30	30	40	37	24
Gillislee, M.	490	120	29	27	30	55	37	35	DNP	57	14	76	-	10
Hines, O.	433	49	6	51	55	23	10	58	48	-	38	37	-	58
Reed, J.	407	DNP	2	22	-	17	12	11	19	84	27	71	74	68
Moore, C.	349	-	40	26	72	28	95	35	-	32	17	-	4	-
Patton, S.	279	DNP	DNP	DNP	-	23	-	-	-	69	20	71	-	96
Hammond, F.	276	DNP	DNP	7	-	28	-	69	46	49	37	25	9	6
Moody, E.	274	5	54	20	46	3	43	-	DNP	46	1	56	DNP	DNP
Jenkins, Ja.	218	67	31	6	38	6	10	5	-	13	17	25	-	-
Black, A.	171	40	2	-	-	-	-	-	-	-	-	-	-	129
Hill, W.	102	DNP	DNP	-	-	-	-	-	102	-	-	-	-	-
Clark, R.	67	-	15	8	4	-	-	19	DNP	DNP	-	-	20	1
Brown, J.	56	-	-	4	52	-	-	-	-	-	-	DNP	DNP	-
Williams, J.	53	DNP	DNP	DNP	DNP	-	-	-	-	19	-	34	DNP	-
Jenkins, Je.	47	-	-	-	-	-	47	-	-	-	-	-	-	-
Evans, J.	36	-	-	-	-	-	-	-	-	36	-	-	-	-
Trattou, J.	35	-	35	-	-	-	-	-	-	-	-	-	-	-
McCray, L.	27	-	-	DNP	-	-	DNP	DNP	-	-	-	-	-	27
Brown, M.	23	DNP	23	DNP	-	DNP	DNP	DNP	DNP	DNP	DNP	DNP	DNP	DNP
Powell, R.	20	-	-	-	-	-	-	-	-	-	20	-	-	-
Green, W.	19	8	-	-	-	-	-	-	-	11	-	-	-	-
Alli, S.	17	-	-	-	-	2	-	-	-	6	-	9	-	DNP
Postell, J.	16	DNP	DNP	DNP	DNP	DNP	DNP	DNP	DNP	16	DNP	-	DNP	DNP
Hicks, B.	14	-	-	-	-	-	-	-	-	-	-	-	-	14
Bostic, J.	9	-1	-	-	10	-	-	-	-	-	-	-	-	-
Henry, C.	8	-	-	-	-	-	-	-	-	-	-	-	4	4
Beemer, G.	4	DNP	DNP	DNP	DNP	DNP	DNP	DNP	DNP	DNP	DNP	4	DNP	DNP
Watkins, J.	-2	-	-	DNP	-	-	-	DNP	DNP	-2	-	-	-	-
TEAM	-102	-55	-	-19	-	-	-	-	-	-1	-	-	-8	-19
Brantley, J.	-116	-9	-16	9	1	-1	-19	-17	-18	-21	-20	5	-6	-4

Total Tackles	UA-A	Total	MU	USF	UT	UK	UA	LSU	MS	GA	VU	SC	ASU	FS	PSU
Carodine, M.	1-0	1	-	DNP	DNP	DNP	DNP	DNP	DNP	DNP	DNP	DNP	1-0	DNP	DNP
Alli, S.	1-0	1	-	-	-	-	-	-	-	-	-	-	1-0	-	DNP

2010 Florida Football
Florida Tackle For Loss Game-by-Game (as of Jan 01, 2011)
All games

TACKLES FOR LOSS	UA-A	Total	MU	USF	UT	UK	UA	LSU	MS	GA	VU	SC	ASU	FS	PSU
Howard, J DT	8-4	12	3-17	-	-	1-1	-	3-11	1-1	DNP	DNP	1-1	-	2-5	1-3
Trattou, J. DE	8-4	12	-	-	1-2	2-2	1-4	1-1	2-3	1-2	1-3	-	1-1	2-2	-
Black, A. SS	9-2	11	2-4	-	1-2	-	-	1-1	-	2-22	1-3	3-5	-	-	1-1
Floyd, S. DT	5-3	8	1-1	1-1	-	1-1	-	-	-	-	3-10	-	1-2	-	1-2
Lemmens, D. DE	4-4	8	-	1-3	2-6	-	1-1	1-1	-	-	1-7	-	1-3	-	1-2
Jenkins, Ja. CB	5-1	6	1-4	1-6	-	-	1-2	-	1-5	-	1-4	-	-	1-0	-
Jones, A. LB	5-1	6	1-6	-	-	-	-	1-1	1-1	-	1-3	-	DNP	-	2-1
Jenkins, Je. LB	4-1	5	-	-	1-10	1-3	-	-	-	-	-	2-8	-	-	1-2
Green, W. DE	4-0	4	-	1-8	-	-	-	-	-	1-5	-	-	1-1	1-1	-
Bostic, J. LB	2-1	3	-	-	-	-	-	1-4	-	1-3	1-2	-	-	-	-
Hicks, B. LB	2-1	3	-	-	2-7	-	-	-	-	-	1-4	-	-	-	-
Antwine, B.	1-2	3	-	-	1-5	DNP	-	DNP	DNP	DNP	-	-	1-2	-	1-1
Powell, R. DE	2-1	3	1-2	-	1-4	-	-	-	-	-	-	-	1-1	-	-
Hunter, O.	2-1	3	1-4	-	-	-	-	-	-	-	-	-	-	1-1	1-1
Sanders, T. DT	1-1	2	DNP	-	1-2	-	-	1-0	-	-	-	-	-	-	DNP
Elam, M	1-1	2	1-2	-	-	-	1-1	-	-	-	-	-	-	-	-
Johnson, K. DE	0-2	2	-	-	-	-	-	-	-	-	1-2	-	1-1	-	DNP
Hill, W.	0-2	2	DNP	DNP	-	-	-	2-1	-	-	-	-	-	-	-
McCray, L. DE	0-1	1	-	-	DNP	1-1	-	DNP	DNP	-	-	-	-	-	-
Ball, N. LB	0-1	1	-	-	-	-	-	-	-	-	-	-	1-0	-	-
Okine, E. DE	1-0	1	-	-	-	1-5	-	-	-	-	-	-	-	DNP	DNP
Riggs, C. CB	1-0	1	-	-	-	-	-	-	-	-	1-5	-	-	-	-
Brown, J. CB	1-0	1	-	-	-	-	-	-	-	-	1-4	-	DNP	DNP	-

2010 Florida Football
Florida Sacks Game-by-Game (as of Jan 01, 2011)
All games

SACKS	UA-A	Total	MU	USF	UT	UK	UA	LSU	MS	GA	VU	SC	ASU	FS	PSU
Lemmens, D. DE	2-2	4	-	-	2-6	-	1-1	-	-	-	1-7	-	-	-	-
Hicks, B. LB	2-1	3	-	-	2-7	-	-	-	-	-	1-4	-	-	-	-
Howard, J DT	2-1	3	2-12	-	-	-	-	1-4	-	DNP	DNP	-	-	-	-
Trattou, J. DE	1-1	2	-	-	1-2	-	-	-	-	-	1-3	-	-	-	-
Bostic, J. LB	1-1	2	-	-	-	-	-	1-4	-	1-3	-	-	-	-	-
Jenkins, Je. LB	2-0	2	-	-	1-10	-	-	-	-	-	-	1-7	-	-	-
Okine, E. DE	1-0	1	-	-	-	1-5	-	-	-	-	-	-	-	DNP	DNP
Jones, A. LB	1-0	1	-	-	-	-	-	-	-	-	1-3	-	DNP	-	-
Antwine, B.	1-0	1	-	-	1-5	DNP	-	DNP	DNP	DNP	-	-	-	-	-
Elam, M	1-0	1	-	-	-	-	1-1	-	-	-	-	-	-	-	-
Jenkins, Ja. CB	1-0	1	-	1-6	-	-	-	-	-	-	-	-	-	-	-
Powell, R. DE	1-0	1	-	-	1-4	-	-	-	-	-	-	-	-	-	-
Black, A. SS	1-0	1	-	-	-	-	-	-	-	1-20	-	-	-	-	-
Green, W. DE	1-0	1	-	-	-	-	-	-	-	-	-	-	1-1	-	-

RED ZONE ANALYSIS (20 AND INSIDE)						SPECIAL TEAMS TACKLES							
FLORIDA						Failed				PLAYER	UA	A	TT
Opponent	No.	TDs	FG	Score Pct.	TD Pct.	TO	Dwn.	EOQ	MFG				
Miami (OH)	5	3	0	.600	.600	1	0	0	1	Black	7	4	11
USF	4	3	1	1.000	.750	0	0	0	0	Ball	2	7	9
at Tennessee	4	4	0	1.000	.750	0	0	0	0	Hammond	4	2	6
Kentucky	6	6	0	1.000	1.000	0	0	0	0	R. Clark	1	4	5
at Alabama	4	0	1	.250	.000	2	1	0	0	Elam	3	2	5
LSU	4	3	0	.750	.750	0	0	0	1	Je. Jenkins	3	2	5
Miss. State	3	1	0	.333	.333	1	0	0	1	Gillislee	3	2	5
vs. Georgia	6	3	2	.833	.500	0	0	0	1	Patton	4	1	5
at Vanderbilt	3	2	0	.667	.667	0	1	0	0	Hicks	4	0	4
South Carolina	2	0	0	.000	.000	0	2	0	0	Hill	1	3	4
Appalachian State	9	7	0	.778	.778	1	1	0	0	Riggs	2	2	4
at Florida State	3	1	0	.333	.333	2	0	0	0	M. Jenkins	1	2	3
Penn State	5	2	2	.800	.400	1	0	0	0	Burton	1	1	2
TOTAL	58	35	6	.707	.603	8	5	0	4	Edwards	2	0	2
OPPONENTS						Failed				K. Johnson	2	0	2
Team	No.	TDs	FG	Score Pct.	TD Pct.	TO	Dwn.	EOQ	MFG	Kitchens	0	2	2
Miami (OH)	4	0	4	1.000	.000	0	0	0	0	Bostic	1	0	1
USF	3	2	0	.667	.667	1	0	0	0	M. Brown	0	1	1
at Tennessee	1	0	0	.000	.000	1	0	0	0	Brust	1	0	1
Kentucky	3	1	0	.333	.333	0	0	1	1	Carodine	1	0	1
at Alabama	4	3	1	1.000	.750	0	0	0	0	Evans	1	0	1
LSU	4	3	1	1.000	.750	0	0	0	0	Finley	0	1	1
Miss. State	3	1	1	.667	.333	0	0	0	1	Guido	0	1	1
vs. Georgia	3	2	1	1.000	.667	0	0	0	0	Henry	1	0	1
at Vanderbilt	2	1	0	.500	.500	0	1	0	0	Sturgis	0	1	1
South Carolina	3	3	0	1.000	1.000	0	0	0	0				
Appalachian State	3	1	1	.667	.333	0	0	1	0				
at Florida State	3	2	1	1.000	.667	0	0	0	0				
Penn State	4	3	1	1.000	.750	0	0	0	0				
TOTAL	40	22	11	.825	.550	2	1	2	2				

TO: Turnover; Dwn.: Loss of possession on downs; EOQ: End of quarter/half/game; MFG: Missed/blocked Field Goal

FUMBLE CHART							
Player	Rushes	Receptions	Punt Ret.	Kickoff Ret.	Consec. Touches*	Career High Touches+	Season High Touches!
Alli	0	3	0	0	3	3	3
Brantley	52	2	0	0	54	128	54
Burton	75	32	0	0	3	52	52
Brown, M.	3	0	0	0	3	3	3
Brown, J.	3	0	0	0	3	3	3
R. Clark	1	7	0	0	7	7	7
Debose	1	10	1	21	28	28	28
Demps	92	18	0	8	14	140	30
Elam	0	0	1	0	1	1	1
Gillislee	58	6	0	6	70	70	70
W. Green	0	0	0	3	3	3	3
Hammond, Jr.	0	22	2	0	4	17	17
Hines	12	20	0	0	49	49	32
Ja. Jenkins	0	0	18	0	16	16	16
Moody	66	3	0	0	25	72	40
Moore, C.	0	27	0	0	41	41	27
Patton	0	4	1	7	12	12	12
Powell	0	0	0	1	1	1	1
Rainey	51	25	9	7	22	151	56
Reed	77	6	0	0	11	54	54
Thompson	0	38	0	0	75	75	38
Williams, J.	0	5	0	0	11	11	5

*Current streak without a fumble; + Career-high touches without a fumble; ! Season-high touches without a fumble

POINTS OFF TURNOVERS			PLAYS PER DRIVE			
FLORIDA			FLORIDA			
Miami Univ.	Interception (Ja. Jenkins)	Returned 67 yards for TD	Opponent	Off. Plays	Drives	Avg.
	Interception (Black)	Rushing TD T. Burton (2 yds)	Miami Univ.	56	13	4.3
	Interception (Brown)	Passing TD J. Brantley to C. Rainey (25 yds)	USF	68	12	5.7
USF	Interception (Black)	Passing TD J. Brantley to C. Moore (11 yds)	at Tennessee	72	13	5.5
	Fumble Recovery (Lemmens)	Rushing TD J. Demps (62 yds)	Kentucky	69	11	6.3
	Interception (Trattou)	Returned 35 yards for TD	at Alabama	63	10	6.3
at Tennessee	Interception (Ja. Jenkins)	Passing TD J. Brantley to J. Reed (2 yds)	LSU	56	12	4.7
Kentucky	Interception (Bostic)	Rushing TD M. Gillislee (5 yds)	Miss. State	74	10	7.4
at Alabama	Interception (Brown)	Returned 52 yards for TD	vs. Georgia	77	15	5.1
LSU	Interception (Je. Jenkins)	Rushing TD I. Reed (1 yd)	at Vanderbilt	88	19	4.6
	Fumble Recovery (Black)	Rushing TD T. Burton (1 yd)	South Carolina	59	13	4.5
Miss. State	Fumble Recovery (Je. Jenkins)	Rushing TD J. Demps (2 yds)	Appalachian State	68	11	6.2
vs. Georgia	Interception (Hill)	Rushing TD T. Burton (1 yd)	at Florida State	63	10	6.3
	Interception (Hill)	Field Goal C. Henry (37 yds)-GW in OT	<u>Penn State</u>	<u>72</u>	<u>18</u>	<u>4.0</u>
at Vanderbilt	Blocked Punt (Rainey)	Rushing TD M. Gillislee (3 yds)	TOTALS:	885	167	5.3
	Fumble Recovery (T. Sanders)	Returned 45 yards for TD				
	Blocked Punt (Rainey)	Returned 42 yards for TD by S. Patton				
South Carolina	Fumble Recovery (Black)	Passing TD J. Reed to J. Brantley (5 yds)	OPPONENT	Off. Plays	Drives	Avg.
Appalachian State	Interception (Riggs)	Rushing TD O. Hines (16 yds)	Opponent			
at Florida State	Interception (Hicks)	Rushing TD M. Gillislee (1 yd)	Miami Univ.	68	13	5.2
Penn State	Interception (Black)	Returned 80 yards for TD	USF	62	13	4.8
TOTALS: 29 Turnovers (21 Scores)		20 TD, 1 FG	at Tennessee	54	12	4.5
			Kentucky	69	12	5.8
			at Alabama	52	11	4.7
OPPONENTS			LSU	71	12	5.9
Miami Univ.	Fumble Recovery (Hinkel)	Field Goal, T. Cook (33 yds)	Miss. State	58	11	5.3
USF	Fumble Recovery (Johnson)	Passing TD M. Simms to J. Hunter (35 yds)	vs. Georgia	71	15	4.7
at Tennessee	Interception (Johnson)	Rushing TD M. Ingram (8 yds)	at Vanderbilt	65	19	3.4
Kentucky	Interception (Kirkpatrick)	Passing TD M. Maze to M. Williams (19 yds)	South Carolina	76	14	5.4
at Alabama	Interception (Mosley)	Returned 35 yards for TD	Appalachian State	65	12	5.4
LSU	Fumble Recovery (Mathieu)	Field Goal, J. Jasper (39 yds)	at Florida State	65	11	5.9
	Interception (Claiborne)	Rushing TD J. Jefferson (3 yds)	<u>Penn State</u>	<u>77</u>	<u>17</u>	<u>4.5</u>
Miss. State	Interception (Banks)	Rushing TD C. Relf (6 yds)	TOTALS:	853	172	5.0
vs. Georgia	Blocked Punt (van Rensburg)	Returned 4 yards for TD by J. Marshall				
at Vanderbilt	Interception (Gilmore)	Rushing TD S. Garcia (8 yds)				
South Carolina	Fumble (Dickerson)	Rushing TD M. Lattimore (11 yds)				
Appalachian State	Fumble (Rhodes)	Rushing TD L. Pryor (9 yds)				
at Florida State	Interception (Lynn)	Passing TD M. McGloin to D. Moye (5 yds)				
Penn State						
TOTALS: 25 Turnovers (13 Scores)		11 TD, 2 FG				

OFFENSIVE TOUCHDOWN BREAKDOWN					
YARDS	No. of TD	No. of TD Drives	POSS. TIME	TD Drives	Plays on TD Drive
1-10	19	12	0:01-0:30	4	1: 0
11-20	5	4	0:31-1:00	4	2: 5
21-30	3	4	1:01-1:30	2	3: 2
31-40	1	3	1:31-2:00	6	4: 2
41-50	0	1	2:01-3:00	14	5: 10
51-60	4	7	3:01-4:00	4	6: 4
61-70	5	5	4:01-5:00	3	7: 3
71-80	3	3	5:01-6:00	6	8: 2
81-90	2	3	6:01-7:00	0	9: 4
91-99	2	2	7:01+	1	10: 4
			OT	0	11+: 8
Total TD Drive Time: 117:59 / 7079 seconds					
Total Offensive TD: 43					
Average TD Time: 2:45					
Shortest TD Drive, Yards: 3 (2x, last at Vanderbilt, Gillislee 3-yd run, 2 plays, :27)					
Longest TD Drive, Yards: 98 (at Vanderbilt, Brantley 39-yd pass to Hammond, 14 plays, 3:31)					
Shortest TD Drive Time: 0:10 (vs. Georgia, Burton 1-yd run, 2 plays, 41 yards)					
Longest TD Drive Time: 7:22 (vs. USF, Brantley 2-yd pass to Reed, 13 plays, 57 yards)					
Most Plays on TD Drive: 13 (2x, last vs. Mississippi State, Hines, 5-yd rush, 13 plays, 80 yards)					
Fewest Plays on TD Drive: 2 (4x, last vs Penn State, Hines 16-yd run, 2 plays, 15 yards)					

SEASON/CAREER STARTS **NON-OFFENSIVE SCORES**

OFFENSE	2010	2009	2008	2007	TOT.	STR.
Mike Pouncey, OL	13	14	14	0	41	41
Carl Johnson, OL	11	14	8	0	33	4
Marcus Gilbert, OL	13	14	2	1	30	27
Deonte Thompson, WR	12	12	0	0	24	2
Jeff Demps, RB	5	12	5	0	22	1
Maurice Hurt, OL	11	5	0	1	17	0
John Brantley, QB	13	0	0	0	13	13
Xavier Nixon, OL	8	5	0	0	13	0
Trey Burton, HB	11	0	0	0	11	6
Chris Rainey, RB/WR	6	3	0	0	9	0
Frankie Hammond, Jr., WR	7	0	0	0	7	0
Omarius Hines, WR	7	0	0	0	7	0
Carl Moore, WR	7	0	1	0	7	1
Jon Halapio, OL	7	0	0	0	7	2
Emmanuel Moody, RB	3	2	0	0	5	0
James Wilson, OL	1	4	0	0	5	0
Jordan Reed, TE	4	0	0	0	4	1
Andre Debose, WR	2	0	0	0	2	0
Jonotthan Harrison, OL	1	0	0	0	1	0
T.J. Pridemore, FB	1	0	0	0	1	0

DEFENSE	2010	2009	2008	2007	TOT.	STR.
A.J. Jones, LB	11	11	9	9	40	1
Ahmad Black, FS	13	12	14	0	39	16
Janoris Jenkins, CB	11	13	12	0	35	8
Justin Trattou, DT	13	4	13	1	30	15
Terron Sanders, DT	8	8	12	0	27	24
Omar Hunter, DT	6	11	0	0	17	2
Lawrence Marsh, DT	5	0	13	0	17	0
Will Hill, S	10	5	0	0	15	11
Brandon Hicks, LB	5	3	6	0	14	2
Duke Lemmens, DE	13	1	0	0	14	13
Jaye Howard, DT	8	4	0	0	12	1
Jelani Jenkins, LB	11	0	0	0	11	8
Jeremy Brown, CB	10	0	0	0	10	0
Jonathan Bostic, LB	6	0	0	0	6	1
Mike Pouncey, DT	0	0	0	4	4	0
Brandon Antwine, DT	1	1	1	1	4	0
Josh Evans, S	3	0	0	0	3	1
Cody Riggs, CB	3	0	0	0	3	2
Moses Jenkins, CB	2	0	0	0	2	1
Sharrif Floyd, DE	1	0	0	0	1	1
William Green, DE	0	1	0	0	1	0
Matt Patchan, DT	0	0	1	0	1	0
Ronald Powell, DE	1	0	0	0	1	1

Note: Some starts may be at positions other than the ones listed.

FLORIDA - 7
 Ja. Jenkins, 67-yard INT return TD vs. Miami University
 Trattou, 35-yard INT return TD vs. South Florida
 Brown, 52-yard INT return TD vs. Kentucky
 Debose, 88-yd Kick return TD vs. LSU
 Sanders, 45-yd FR return TD vs. Vanderbilt
 Patton, 42-yd FR return TD vs. Vanderbilt
 Debose, 99-yd Kick return TD vs. South Carolina
 McCray, 27-yd BP return TD vs. Penn State
 Black, 80-yd INT return TD vs. Penn State

TOTALS: 5 INT, 2 FR, 0 PR, 2 KR, 0 Safeties

OPPONENTS - 2
 Mosley, Alabama, 35-yard INT return TD
 Marshall, Vanderbilt, 4-yard Fumble return TD

TOTALS: 1 INT, 1 FR, 0 PR, 0 KR, 0 Safeties

100-YARD GAMES

100+ Yard Receiving Games

Player	2010	2009	2008	2007	Career
Thompson	1	0	0	0	1
TOTAL	1	0	0	0	1

100+ Yard Rushing Games

Player	2010	2009	2008	2007	Career
Demps	1	1	2	0	4
Rainey	0	0	2	0	2
Burton	1	0	0	0	1
Moody	0	0	1	0	1
TOTAL	2	1	5	0	8

200/300-YARD GAMES

200+ Yard Passing Games

	2010	Career
Brantley	4	4
Opponent	3	--

300+ Yard Passing Games

	2010	Career
Brantley	0	0
Opponent	1	--

WHAT HAPPENS ON FIRST DOWN

Team	Plays	Yards	Avg.	Rush	Yards	Avg.	Pct.	Pass	Yards	Avg.	Pct.
FLORIDA	383	1,960	5.1	240	1,140	4.8	62.7	143	820	5.7	37.3
Opponents	371	1,841	4.9	226	862	3.8	60.9	145	979	6.8	39.1

THIRD DOWN CONVERSIONS

3rd down and ...	1	2	3	4	5	6	7	8	9	10	11	12	13	14	15+	Total	Pct.
FLORIDA	1-1	1-1	0-2	0-0	0-0	1-4	0-0	0-2	0-1	0-1	1-2	0-0	0-0	0-0	0-1	4-15	.267
Penn State	0-2	0-0	1-4	2-2	1-1	0-0	1-1	0-2	0-1	0-2	0-1	0-0	0-1	0-1	0-0	5-18	.278
UF TOTALS	13-17	3-6	4-15	3-11	6-16	8-21	6-12	7-19	5-8	2-13	4-9	0-4	0-2	0-3	3-15	60-155	.387
OPPONENT	12-18	10-13	9-17	4-11	6-12	5-17	7-16	5-16	5-12	2-17	1-5	2-7	0-10	1-4	0-7	66-169	.391
UF Percentage	.765	.500	.267	.273	.375	.381	.500	.368	.625	.154	.444	.000	.000	.000	.200		
Opp. Percentage	.667	.769	.529	.364	.500	.294	.438	.313	.417	.118	.200	.286	.000	.250	.000		

BIG PLAYS (20+ YARDS)

Runs +20 (15 runs for 557 yards):

1. J. Demps.....	72 yards (TD) vs. Miami University
2. M. Gillislee.....	41 yards vs. Miami University
3. J. Demps.....	62 yards (TD) vs. USF
4. J. Demps.....	26 yards vs. USF
5. O. Hines.....	36 yards vs. Tennessee
6. O. Hines.....	31 yards vs. Mississippi State
7. C. Rainey.....	20 yards (TD) vs. Georgia
8. T. Burton.....	51 yards (TD) vs. Georgia
9. J. Reed.....	22 yards vs. Vanderbilt
10. M. Gillislee.....	43 yards (TD) vs. Vanderbilt
11. C. Rainey.....	25 yards vs. South Carolina
12. C. Rainey.....	35 yards vs. Appalachian State
13. E. Moody.....	22 yards vs. Appalachian State
14. J. Reed.....	20 yards vs. Appalachian State
15. C. Rainey.....	51 yards vs. Penn State

Receiving +20 (30 catches for 826 yards):

1. O. Hines.....	21 yards vs. Miami University
2. C. Rainey.....	25 yards (TD) vs. Miami University
3. D. Thompson.....	23 yards vs. USF
4. D. Thompson.....	21 yards vs. USF
5. J. Reed.....	22 yards vs. Tennessee
6. D. Thompson.....	24 yards vs. Tennessee
7. D. Thompson.....	20 yards vs. Kentucky
8. D. Thompson.....	30 yards vs. Kentucky
9. C. Moore.....	20 yards vs. Kentucky
10. C. Moore.....	24 yards vs. Kentucky
11. O. Hines.....	42 yards vs. Kentucky
12. D. Thompson.....	21 yards vs. Alabama
13. T. Burton.....	21 yards vs. Alabama
14. A. Debose.....	26 yards vs. Alabama
15. D. Thompson.....	24 yards vs. Alabama
16. C. Moore.....	24 yards vs. LSU
17. C. Moore.....	51 yards vs. LSU
18. F. Hammond.....	23 yards vs. Mississippi State
19. D. Thompson.....	21 yards vs. Georgia
20. J. Demps.....	40 yards vs. Georgia
21. O. Hines.....	23 yards vs. Georgia
22. D. Thompson.....	31 yards (TD) vs. Vanderbilt
23. C. Rainey.....	40 yards (TD) vs. Vanderbilt
24. F. Hammond.....	39 yards (TD) vs. Vanderbilt
25. C. Rainey.....	26 yards (TD) vs. South Carolina
26. O. Hines.....	22 yards vs. South Carolina
27. D. Thompson.....	44 yards vs. Appalachian State
28. O. Hines.....	37 yards vs. Appalachian State

29. R. Clark.....	20 yards (TD) vs. Florida State
30. O. Hines.....	21 yards vs. Penn State

Kick Returns +30/Punt Returns +20 (14 returns for 709 yards):

1. J. Demps.....	34 yards (KR) vs. Miami University
2. M. Gillislee.....	50 yards (KR) vs. Miami University
3. J. Demps.....	41 yards (KR) vs. USF
4. Ja. Jenkins.....	30 yards (PR) vs. USF
5. J. Demps.....	54 yards (KR) vs. USF
6. J. Demps.....	43 yards (KR) vs. Tennessee
7. Ja. Jenkins.....	33 yards (PR) vs. Kentucky
8. A. Debose.....	88 yards (KR, TD) vs. LSU
9. C. Rainey.....	36 yards (KR) vs. Georgia
10. C. Rainey.....	45 yards (KR) vs. Georgia
11. A. Debose.....	99 yards (KR, TD) vs. South Carolina
12. S. Patton.....	46 yards (KR) vs. Appalachian State
13. A. Debose.....	62 yards (KR) vs. Florida State
14. S. Patton.....	48 yards vs. Penn State

Defensive Returns +20 (12 returns for 609 yards):

1. A. Black.....	40 yards (INT) vs. Miami University
2. Ja. Jenkins.....	67 yards (INT, TD) vs. Miami University
3. J. Trattou.....	35 yards (INT, TD) vs. USF
4. J. Brown.....	52 yards (INT, TD) vs. Kentucky
5. Je. Jenkins.....	47 yards (INT) vs. LSU
6. W. Hill.....	89 yards (INT) vs. Georgia
7. T. Sanders.....	45 yards (FR, TD) vs. Vanderbilt
8. S. Patton.....	42 yards (BPR, TD) vs. Vanderbilt
9. J. Evans.....	36 yards (INT) vs. Vanderbilt
10. A. Black.....	49 yards (INT) vs. Penn State
11. L. McCray.....	27 yards (BPR, TD) vs. Penn State
12. A. Black.....	80 yards (INT, TD) vs. Penn State

TOTAL: 71 plays for 2,701 yards (38.0 avg.)

OPPONENT BIG PLAYS

Run (20+).....	7 for 185 yards
Receiving (20+).....	25 for 817 yards
Kick Returns (30+).....	6 for 212 yards
Punt Returns (20+).....	2 for 62 yards
Defensive Returns.....	1 for 35 yards (INT, TD)
TOTAL:	41 for 1,311 yards (32.0 avg.)

GAME-BY-GAME STARTERS

OFFENSE

Game	LT	IG	C	RG	RT	TE/WR	QB	RB/FB/WR	WR/RB	WR	WR
Miami Univ.	M. Gilbert	J. Wilson	M. Pouncey	J. Halapio	M. Hurt	C. Rainey	J. Brantley	T. Pridemore	J. Demps	C. Moore	D. Thompson
USF	M. Gilbert	C. Johnson	M. Pouncey	J. Halapio	M. Hurt	O. Hines	J. Brantley	T. Burton	E. Moody	C. Moore	D. Thompson
at Tennessee	X. Nixon	C. Johnson	M. Pouncey	M. Hurt	M. Gilbert	J. Reed	J. Brantley	T. Burton	J. Demps	C. Moore	D. Thompson
Kentucky	M. Gilbert	C. Johnson	M. Pouncey	M. Hurt	X. Nixon	T. Burton	J. Brantley	A. Debose	J. Demps	F. Hammond	D. Thompson
at Alabama	M. Gilbert	C. Johnson	M. Pouncey	M. Hurt	X. Nixon	J. Reed	J. Brantley	T. Burton	J. Demps	C. Moore	D. Thompson
LSU	M. Gilbert	C. Johnson	M. Pouncey	J. Halapio	M. Hurt	J. Reed	J. Brantley	T. Burton	E. Moody	C. Moore	D. Thompson
Miss. State	M. Gilbert	C. Johnson	M. Pouncey	M. Hurt	X. Nixon	O. Hines	J. Brantley	A. Debose	E. Moody	F. Hammond	D. Thompson
vs. Georgia	M. Gilbert	C. Johnson	M. Pouncey	M. Hurt	X. Nixon	O. Hines	J. Brantley	T. Burton	C. Rainey	F. Hammond	D. Thompson
at Vanderbilt	M. Gilbert	M. Hurt	M. Pouncey	J. Halapio	X. Nixon	O. Hines	J. Brantley	T. Burton	C. Rainey	F. Hammond	D. Thompson
South Carolina	M. Gilbert	C. Johnson	M. Pouncey	J. Halapio	M. Hurt	T. Burton	J. Brantley	O. Hines	C. Rainey	F. Hammond	D. Thompson
Appalachian State	M. Gilbert	C. Johnson	M. Pouncey	M. Hurt	X. Nixon	T. Burton	J. Brantley	O. Hines	C. Rainey	F. Hammond	C. Moore
at Florida State	M. Gilbert	C. Johnson	M. Pouncey	J. Halapio	X. Nixon	J. Brantley	T. Burton	O. Hines	C. Rainey	F. Hammond	D. Thompson
Penn State	M. Gilbert	C. Johnson	M. Pouncey	J. Halapio	J. Harrison	J. Reed	J. Brantley	T. Burton	J. Demps	C. Moore	D. Thompson

DEFENSE

Game	DE	DT	DT/DE	DE/DB	SLB	MLB	WLB/CB	CB	SS	FS	CB
Miami Univ.	J. Trattou	O. Hunter	J. Howard	D. Lemmens	A. Jones	J. Bostic	Je. Jenkins	Ja. Jenkins	A. Black	J. Evans	M. Jenkins
USF	J. Trattou	L. Marsh	J. Howard	D. Lemmens	A. Jones	J. Bostic	Je. Jenkins	Ja. Jenkins	A. Black	J. Evans	J. Brown
at Tennessee	J. Trattou	O. Hunter	T. Sanders	J. Howard	D. Lemmens	J. Bostic	A. Jones	Ja. Jenkins	A. Black	W. Hill	J. Brown
Kentucky	J. Trattou	J. Howard	S. Floyd	D. Lemmens	A. Jones	J. Bostic	Je. Jenkins	C. Riggs	A. Black	W. Hill	J. Brown
at Alabama	J. Trattou	O. Hunter	T. Sanders	J. Howard	D. Lemmens	J. Bostic	A. Jones	Ja. Jenkins	A. Black	W. Hill	J. Brown
LSU	J. Trattou	L. Marsh	T. Sanders	J. Howard	D. Lemmens	Je. Jenkins	A. Jones	Ja. Jenkins	A. Black	W. Hill	J. Brown
Miss. State	J. Trattou	L. Marsh	J. Howard	D. Lemmens	A. Jones	Je. Jenkins	B. Hicks	Ja. Jenkins	A. Black	W. Hill	J. Brown
vs. Georgia	J. Trattou	O. Hunter	T. Sanders	D. Lemmens	A. Jones	Je. Jenkins	B. Hicks	Ja. Jenkins	A. Black	W. Hill	J. Brown
at Vanderbilt	J. Trattou	L. Marsh	T. Sanders	D. Lemmens	A. Jones	Je. Jenkins	B. Hicks	Ja. Jenkins	A. Black	W. Hill	J. Brown
South Carolina	J. Trattou	L. Marsh	T. Sanders	D. Lemmens	A. Jones	Je. Jenkins	C. Riggs	Ja. Jenkins	A. Black	W. Hill	J. Brown
Appalachian State	J. Trattou	B. Antwine	T. Sanders	D. Lemmens	R. Powell	Je. Jenkins	B. Hicks	Ja. Jenkins	A. Black	W. Hill	M. Jenkins
at Florida State	J. Trattou	O. Hunter	T. Sanders	D. Lemmens	B. Hicks	J. Bostic	Je. Jenkins	Ja. Jenkins	A. Black	W. Hill	M. Jenkins
Penn State	J. Trattou	O. Hunter	J. Howard	S. Floyd	A. Jones	Je. Jenkins	D. Lemmens	C. Riggs	A. Black	J. Evans	J. Brown

KICKOFF STATISTICS

Team	No.	TD	TB	Avg. KO	Net	Avg. Start	OB
UF	73	0	5	62.6	43.9	33 yd line	4
Opp.	60	2	5	61.5	36.6	26 yd line	2

FIELD POSITION

	Florida	Opponents
Drives Started	167	172
Cum. Starting Yardline	5695	5338
Avg. Starting Field Position	F26	O33
Times Started Inside Own 20	48	47
Drives Started in Opp. Territory	38	26

THE LAST TIME...

By Florida:

40 RUSHING ATTEMPTS: 41, Errict Rhett vs. Georgia, Oct. 30, 1993 (224 games)
200 YARDS RUSHING: 210, Ciatrick Fason vs. Kentucky, Sept. 25, 2004 (91 games)
300 YARDS RUSHING: 316, Emmitt Smith vs. New Mexico, Oct. 21, 1989 (272 games)
2+ PLAYERS WITH 100+ YARDS RUSHING: Tim Tebow (109 yds) and Percy Harvin (122 yds), Jan. 8, 2009 (BCS National Championship) (27 games)
5 TDs RUSHING: 5, Trey Burton vs. Kentucky, Sept. 25, 2010 (9 games)
3 TDs RECEIVING: Riley Cooper vs. Western Carolina, Nov. 11, 2006 (57 games)
5+ TDs PASSING: 6, Chris Leak vs. South Carolina, Nov. 13, 2004 (83 games)
20+ PASSES COMPLETED: 24, John Brantley vs. Mississippi State, Oct. 16, 2010 (6 games)
30+ PASSES COMPLETED: 31, Tim Tebow vs. Cincinnati, Jan. 1, 2010 (Sugar Bowl) (13 games)
40+ PASSES ATTEMPTED: 40, Chris Leak vs. Iowa, Jan. 2, 2006 (67 games)
300+ YARDS PASSING: 482, Tim Tebow vs. Cincinnati, Jan. 1, 2010 (Sugar Bowl) (13 games)
BACK-TO-BACK 300 YARDS PASSING: Tim Tebow, at South Carolina & vs. Florida Atlantic, 2007 (43 games)
9-STRAIGHT GAMES WITH 300 YARDS PASSING: Rex Grossman, Marshall-South Carolina, 2001 (121 games)
10+ RECEPTIONS: 13, Percy Harvin vs. Ole Miss, Sept. 27, 2008 (37 games)
150+ RECEIVING YARDS: 181, Riley Cooper vs. Cincinnati, Jan. 1, 2010 (Sugar Bowl) (13 games)
2+ PLAYERS WITH 100+ YARDS RECEIVING: Riley Cooper (181 yds) and Aaron Hernandez (111 yds), Jan. 1, 2010 (Sugar Bowl) (13 games)
10+ PLAYS OF 20+ YARDS IN A GAME: 13 vs. Cincinnati (9 offensive, four kickoff returns) Jan. 1, 2010 (Sugar Bowl) (13 games)
KICKOFF RETURN FOR A TD: 99 yards, Andre Debose vs. South Carolina, Nov. 13, 2010 (3 games)
PUNT RETURN FOR A TD: 78 yards, Brandon James at Tennessee, Sept. 20, 2008 (38 games)
150+ RETURN YARDS: 159, Andre Debose vs. South Carolina, Nov. 13, 2010 - 159 kickoff ret. (3 games)
LIMITED AN OPPONENT TO UNDER 100 YARDS TOTAL OFFENSE: 82 vs. Ohio State, Jan. 8, 2007 (54 games)
LIMITED AN OPPONENT TO UNDER 50 YARDS PASSING: 35 vs. Ohio State, Jan. 8, 2007 (54 games)
LIMITED AN OPPONENT TO UNDER 50 YARDS RUSHING: 46 vs. Vanderbilt, Nov. 6, 2010 (4 games)
INTERCEPTION RETURN FOR A TD: 80 yards, Ahmad Black vs. Penn State, Jan. 1, 2011 (0 games)
2+ INTERCEPTIONS RETURNED FOR A TD: 2, vs. Hawaii, Aug. 30, 2008; Major Wright 32-yd return for TD, Ahmad Black 80-yd return for TD (40 games)
INTERCEPTED PAT RETURNED FOR A DEFENSIVE EXTRA POINT: Keiwan Ratliff vs. Kentucky, Sept. 28, 2002 (112 games)
MULTIPLE DEFENSIVE TOUCHDOWNS: 2, vs. Hawaii, Aug. 30, 2008, Major Wright 32-yd interception return; Ahmad Black 80-yd interception return (40 games)
2+ INTERCEPTIONS IN A GAME: 2, Ahmad Black vs. Penn State, Jan. 1, 2011 (0 games)
2+ INTERCEPTIONS IN BACK-TO-BACK GAMES: Ryan Smith - 2 vs. Alabama, Sept. 30, 2006 & 2 vs. LSU Oct. 7, 2006 (62 games)
3+ PLAYERS WITH AN INTERCEPTION: 5 vs. Penn State, Jan. 1, 2011 - Ahmad Black (2x), Moses Jenkins, Brandon Hicks, Cody Riggs (0 games)
FUMBLE RETURN FOR A TD: 45 yards, Terron Sanders, at Vanderbilt, Nov. 6, 2010 (4 games)
FUMBLE RECOVERED IN THE ENDZONE FOR A TD: Wondy Pierre-Louis vs. Arkansas, Dec. 2, 2006 (55 games)
FLORIDA RECORDED A SAFETY: Sept. 6, 2008 vs. Miami; blocked punt by Jeff Demps went out the back of the endzone, team safety (39 games)
BLOCKED A PUNT: Solomon Patton, vs. Penn State, Jan. 11, 2011 (0 games)
BLOCKED A FIELD GOAL: Omar Hunter vs. Kentucky, Sept. 25, 2010 (9 games)
BLOCKED A PAT: Team Block at Florida State, Nov. 28, 2008 (28 games)
BLOCKED A PUNT FOR A TD: Blocked by Solomon Patton and recovered by Lerentee McCray for a 27-yard touchdown, Jan. 1, 2011 vs. Penn State (0 games)
BLOCKED FG RETURNED FOR A TD: Blocked by Marcus Thomas, returned by Reggie Lewis, 52 yards vs. Florida State, Nov. 26, 2005 (69 games)
BLOCKED PAT RETURNED FOR A DEFENSIVE EXTRA POINT: Blocked by Marcus Thomas, returned by Dee Webb, vs. South Carolina, Nov. 12, 2005 (55 games)
BLOCKED 2 KICKS IN A GAME (ANY COMBINATION: PUNT, FG, PAT): 2 at Vanderbilt, Nov. 6, 2010: Chris Rainey blocked two punts (4 games)
BLOCKED 3 KICKS IN A GAME (ANY COMBINATION: PUNT, FG, PAT): 3 vs. Kentucky, Oct. 25, 2008: William Green blocked punt, Jeffery Demps blocked punt, Joe Haden blocked field goal (34 games)
BLOCKED 2 PUNTS IN A GAME: 2 at Vanderbilt, Nov. 6, 2010: Chris Rainey blocked two punts (4 games)
BLOCKED 2 FIELD GOALS IN A GAME: Nov. 11, 2006 vs. South Carolina: 1 - Ray McDonald, 1 - Jarvis Moss (58 games)
PLAYER BLOCKED 2 KICKS IN A GAME (ANY COMBINATION: PUNT, FG, PAT): 2 at Vanderbilt, Nov. 6, 2010: Chris Rainey, two punts (4 games)
50+ YARD FIELD GOAL: 56 yards, Caleb Sturgis vs. Georgia, Oct. 31, 2009 (19 games)
MISSED A PAT: Zack Brust vs. Appalachian State, Nov. 20, 2010 (2 games)
MISSED A FIELD GOAL: Missed from 42 yards, Chas Henry vs. Georgia, Oct. 30, 2010 (5 games)
PLAYER PLAYED BOTH WAYS: Earl Okine, vs. Miami University, Sept. 4, 2010; played defensive line and tight end in goal line (12 games)
PLAYER STARTED BOTH WAYS: Keiwan Ratliff vs. Florida State, Nov. 30, 2002; Ratliff played cornerback and wide receiver (105 games)
WR or RB THREW A TD PASS: Andre Caldwell vs. Arkansas (SEC Championship), Dec. 2, 2006 (55 games)
TD BY AN OFFENSIVE LINEMAN: Thomas Moody vs. South Carolina, Nov. 11, 2000; Moody scored on a six-yard reception (133 games)
PLAYER SCORED A TD RUSHING & RECEIVING IN A GAME: Trey Burton vs. Kentucky, Sept. 25, 2010, (9 games)
4 FRESHMEN SCORED A TD IN A GAME: Nov. 18, 2006 vs. Western Carolina - Riley Cooper 3 receiving, Tim Tebow 2 rushing, Jarrod Fayson 1 rushing, Brandon James 1 punt return (57 games)
SCORED A TD ON THE FIRST THREE POSSESSIONS OF A GAME: Nov. 20, 2010 vs. Appalachian State (2 games)
SCORED A TD ON THE FIRST FOUR POSSESSIONS OF A GAME: Nov. 22, 2008 vs. The Citadel (29 games)
SCORED A TD ON THE FIRST SEVEN POSSESSIONS OF A GAME: Nov. 22, 2008 vs. The Citadel (29 games)
PLAYER FORCED A FUMBLE AND RECOVERED A FUMBLE IN A GAME: Jermaine Cunningham, vs. Troy, Sept. 12, 2009 (25 games)
RECORDED A SHUTOUT: Nov. 18, 2006 defeated Western Carolina, 62-0 (57 games)
HELD TIME OF POSSESSION FOR OVER 40 MINUTES IN A GAME: 40:48 vs. Ohio State, Jan 8, 2007 (54 games)
FORCED AN OPPONENT TO HAVE 5 DRIVES FOR NEGATIVE YARDAGE IN A GAME: 5 vs. Ohio State, Jan. 8, 2007 (54 games)

THE LAST TIME...

By an Opponent:

30 RUSHING ATTEMPTS: 40, Marcus Lattimore, South Carolina, Nov. 13, 2010 (3 games)

100 YARDS RUSHING: 212, Marcus Lattimore, South Carolina, Nov. 13, 2010 (3 games)

200 YARDS RUSHING: 212, Marcus Lattimore, South Carolina, Nov. 13, 2010 (3 games)

3 RUSHING TDs: 3, Marcus Lattimore, South Carolina, Nov. 13, 2010 (3 games)

20+ PASSES COMPLETED: 21, Mike Hartline, Kentucky, Sept. 25, 2010 (9 games)

30+ PASSES COMPLETED: 35, Andre Woodson, Kentucky, Oct. 20, 2007 (46 games)

40+ PASSES ATTEMPTED: 44, Zac Dysert, Miami University, Sept. 4, 2010 (12 games)

300+ YARDS PASSING: 313, Aaron Murray, Georgia, Oct. 30, 2010 (5 games)

400+ YARDS PASSING: 415, Andre Woodson, Kentucky, Oct. 20, 2007 (46 games)

300+ YARDS TOTAL OFFENSE: 349, Chad Henne, Michigan, Jan. 1, 2008 (Capital One Bowl) (Chad Henne passed for 373 and rushed for -24) (40 games)

100+ YARDS RECEIVING: 108, Orson Charles, Georgia, Oct. 30, 2010 (5 games)

150+ YARDS RECEIVING: 153, Adrian Arrington, Michigan, Jan. 1, 2008 (Capital One Bowl) (40 games)

2+ PLAYERS WITH 100+ YARDS RECEIVING: Orson Charles (108) and Tavarres King (104), Georgia, Oct. 30, 2010 (5 games)

BLOCKED KICK RETURNED FOR A TD: 78, Devin Hester, Miami (Chick-Fil-A Peach Bowl), Dec. 31, 2004 (80 games)

50+ YARD FIELD GOAL: 50, Matt Boshier, Miami, Sept. 6, 2008 (39 games)

KICKOFF RETURN FOR A TD: 93, Ted Ginn, Jr., Ohio State (BCS NC Game), Jan. 8, 2007 (64 games)

PUNT RETURN FOR A TD: 72, Roscoe Parrish, Miami (Chick-Fil-A Peach Bowl), Dec. 31, 2004 (80 games)

FAKE PUNT FOR A TD: 57, Tim Sesley, SW Louisiana, Nov. 6, 1993 (224 games)

FAKE FIELD GOAL FOR A TD: 11, Chris Matthews, Kentucky, Sept. 25, 2010 (9 games)

INTERCEPTION RETURN FOR A TD: 35-yard return, C.J. Mosley, Alabama, Oct. 2, 2010 (8 games)

3+ INTERCEPTIONS: 3, Corey Webster, LSU, Oct. 12, 2002 (111 games)

FUMBLE RETURN FOR A TD: 36, Darlron Spread, Vanderbilt, Nov. 3, 2007 (45 games)

BLOCKED PUNT: Ryan van Rensburg, Vanderbilt, Nov. 6, 2010 (4 games)

BLOCKED PUNT RETURN FOR A TOUCHDOWN: Javon Marshall, Vanderbilt, Nov. 6, 2010 (4 games)

BLOCKED FIELD GOAL FOR A TOUCHDOWN: Thomas Carroll, Miami, Dec. 31, 2004 (Chick-Fil-A Peach Bowl); Carroll blocked the Matt Leach kick and Devin Hester returned it 78-yards for a TD (80 games)

BLOCKED PAT RETURNED FOR A DEFENSIVE EXTRA POINT: Wayne Williams, LSU, Oct. 6, 1990 (263 games)

FLORIDA PLAYER TACKLED FOR A SAFETY: Chris Leak vs. South Carolina, Nov. 15, 2003 (94 games)

FLORIDA PLAYER INTENTIONALLY TAKES A SAFETY: Bobby Kane vs. Kentucky, kicked ball out of endzone on botched punt, Oct. 25, 2008 (34 games)

FLORIDA PLAYER ALLOWS A SAFETY BY PENALTY: Bobby Kane vs. Kentucky, kicked ball out of endzone on botched punt, Oct. 25, 2008 (34 games)

MISSED A FIELD GOAL: Craig McIntosh, Kentucky, Sept. 25, 2010, (9 games)

MISSED A PAT: Spencer Lanning, South Carolina, Nov. 13, 2010 (3 games)

BLOCKED A PAT: Matt Roark, Kentucky, Sept. 25, 2010 (9 games)