

UNIVERSITY OF FLORIDA

2007 GATOR FOOTBALL

2007 SEASON REVIEW
RELEASED: JAN. 22, 2008

FLORIDA FOOTBALL 2007

■ In 2007, the Gators finished with a 9-4 record and went 5-3 in Southeastern Conference play. Florida finished in the Top 25 of the Coaches' Poll for the 18th-straight season and played in a January bowl game for the 14th time in the last 15 years and the 18th time overall. In addition, UF produced the first sophomore ever to win the Heisman Trophy, the Davey O'Brien Award and the Maxwell Award.

SEASON NOTES

■ UF finished with nine wins on the season for the third-straight year for the first time since 1999-2001. Florida has finished with nine-or-more victories 22 seasons and in 15 of the last 18 years. Urban Meyer joined Steve Spurrier as the only head coaches in school history to lead the Gators to nine-plus wins in each of their first three seasons at UF. Coach Meyer's 31 wins through three years is the highest amount by any Gator head coach to open his UF career.

■ UF's 31 wins under Coach Meyer are tied for the third best total in the nation over the past three years. In addition, UF's 17-7 record against SEC opponents is the best over the span among teams in the SEC East.

■ NCAA stats show Florida with the No. 3-ranked toughest schedule in the nation based on cumulative opposition (based on final NCAA rankings).

■ The Gators made their 17th-straight bowl appearance to extend their current school record. The mark is the longest active streak among SEC teams and represents the third-longest in the nation.

SEC Active Bowl Streak

1. Florida	17
2. Georgia	11
3. Auburn	8
LSU	8

NCAA Active Bowl Streak

1. Michigan	33
2. Florida State	25
3. Florida	17

■ The Gator offense had one of its best seasons in school history finishing with the second-highest point total ever by a UF unit (551), and the top single season marks for rushing touchdowns (39) and third down conversion percentage (53.4).

■ In 2007, the national averages scoring (28.4) and average total team offense (392.0) for Division I teams reached all-time highs. UF's offense set the standard in the SEC by finishing first in the league in both departments. The Gators averaged 42.5 points per game and produced 457.2 yards per game of total offense, which ranked third and 14th nationally, respectively.

■ The Florida defense set a school record with 81.5 tackles for loss in 2007 after returning only two starters from the 2006 unit.

COACH MEYER IN BOWL GAMES

■ The Capital One Bowl was the 12th bowl game UF head coach Urban Meyer has participated in (all as a coach). As a head coach, Meyer is 4-1 in bowl games. In 2006, Coach Meyer led the Gators to a national title with a 41-14 win over Ohio State in the BCS National Championship Game. In 2005, he guided UF to its first bowl victory in four years with a 31-24 triumph over Iowa in the Outback Bowl. At Utah, Coach Meyer led the Utes to a 17-0 win over Southern Miss in the 2003 Liberty Bowl and in 2004 Utah defeated Pittsburgh, 35-7 at the Fiesta Bowl.

■ Including bowl games, bye weeks, mid-week games and season openers, Urban Meyer is 23-3 (.885) all-time when having more than one week to prepare for a game.

■ Coach Meyer is one of only eight coaches to direct a team his team to a top-12 finish in the final version of the BCS poll in at least three of the last four seasons:

Coach	School	Seasons
Urban Meyer	Utah/Florida	2004, 2006, 2007
Pete Carroll	USC	2004, 2005, 2006, 2007
Jim Tressel	Ohio State	2005, 2006, 2007
Bob Stoops	Oklahoma	2004, 2006, 2007

GATOR STORYLINE

■ Current Consecutive Seasons in the final Coaches' Poll:

Rk.	School	Years
1.	FLORIDA	18
2.	Texas	11

SEASON REVIEW

THE POLLS	UF
Associated Press	13th
USA Today Coaches'	16th
BCS	12th

FINAL RECORD	UF
Overall	9-4
Conference	5-3

TEAM CAPTAINS

OFFENSE

Drew Miller (Sr., Offensive Lineman)
Andre Caldwell (Sr., Wide Receiver)
Phil Trautwein (Sr., Offensive Lineman)

DEFENSE

Tony Joiner (Sr., Safety)
Derrick Harvey (Jr., Defensive Lineman)

2007 SCHEDULE

FLORIDA (9-4, 5-3 SEC)

S1	_____ WESTERN KENTUCKY, W, 49-3
S8	_____ TROY, W, 59-31
S15	_____ No. 22 TENNESSEE, W, 59-20
S22	_____ at Ole Miss, W, 30-24
S29	_____ AUBURN, L, 17-20
O6	_____ at No. 1 LSU, L, 24-28
O20	_____ at No. 8 Kentucky, W, 45-37
O27	_____ vs. No. 20 Georgia [^] , L, 30-42
N3	_____ VANDERBILT (HC), W, 49-22
N10	_____ at South Carolina, W, 51-31
N17	_____ FLORIDA ATLANTIC, W, 59-20
N24	_____ FLORIDA STATE, W, 45-12
J1	_____ vs. Michigan ⁺ , L, 41-35

HC - Homecoming

[^] - Jacksonville, Fla., (Jacksonville Municipal Stadium)

⁺ - Orlando, Fla., (Capital One Bowl, Florida Citrus Bowl Stadium)

2007 FLORIDA FOOTBALL REVIEW...

Tommy Tuberville	Auburn	2004, 2005, 2006
Frank Beamer	Virginia Tech	2004, 2005, 2007
Mark Richt	Georgia	2004, 2005, 2007
Les Miles	LSU	2005, 2006, 2007

2007 SENIOR CLASS

■ The 2007 senior class finished their career by posting a record of 38-13 (.745) overall and went 21-11 (.656) in SEC action. The group finished with a 24-2 (.923) record in "The Swamp". The following were the members of the 2007 senior class: Vernon Shelton, Alex Harrell (RFR eligibility), Moise Paul, Derek Baldry (RJr eligibility), Lutrell Alford (Graduate School), Tate Casey, Joey Ijjas, Eric Rutledge, Kyle Jackson, Clint McMillan, Carlton Medder, Drew Miller, Tony Joiner and Andre Caldwell.

■ The following players graduated from Florida on December 15: Derek Baldry, Moise Paul, Clint McMillan, Carlton Medder, Markus Manson and Andre Caldwell.

70 IN SEVEN YEARS

■ UF's Urban Meyer ended the regular season with his 70th career victory (70-15, .824). He is one of nine head coaches that totaled 70 wins in seven seasons or less in NCAA history:

Coach (First Seven Seasons)

George Woodruff (1892-97)
Walter Camp (1888-92, 94-95)
Bob Pruett (1996-2002)
Bob Stoops (1999-2005)
Pete Carroll (2001-07)
Barry Switzer (1973-79)
Henry Williams (1891, 1900-05)
Mark Richt (2001-07)
Urban Meyer (2001-07)

School(s) - Seven Year Mark

Pennsylvania, 94-6
Yale and Stanford, 81-5-3
Marshall 80-13
Oklahoma, 75-16
USC, 75-12
Oklahoma, 73-7-2
Army and Minnesota, 70-5-6
Georgia, 72-19
Bowling Green, Utah, Florida, 70-16

FLORIDA PLAYING THE NATION'S BEST

■ Again this season, the Gators played one of the nation's toughest schedules, as Florida's slate ranked as the third-toughest by the NCAA. The chart below shows the NCAA's toughest schedules in 2006 and where those programs were ranked this past season:

2006 NCAA Toughest Schedules	2007 Ranking
1. Florida	3
2. Michigan	25
3. Cincinnati	53
4T. South Carolina	9
4T. Kentucky	10
6. Connecticut	56
7. Southern California	73
8. Arizona	15
9. Arkansas	41
10. Tennessee	12

GATORS YOUNG IN 2007

■ Overall, 51 players who have saw action in a game this year were either freshmen or sophomores. Eighteen of the 51 were true freshmen this season and 33 were either true or redshirt freshmen.

■ UF returned 10 scholarship seniors and 11 scholarship juniors in 2007. Other than Florida's 21 combined upperclassmen, there was not a school in the Southeastern Conference and only one in the state of Florida (FIU) that had fewer than 28 combined juniors and seniors returning in 2007 and the average in the SEC was 34.

■ The following chart breaks down the 286 starts made by Gators this season by class:

Senior - 77 (26.9 pct.)
Junior - 70 (24.4 pct.)
Sophomore - 84 (29.4 pct.)
Freshman - 55 (19.3 pct.)
True Freshman - 37 (12.9 pct.)

■ The following is a breakdown of positions by the percentage of scholarship players that were underclassmen in 2007:

QB - 75.0 DL - 78.5
TE - 33.3 DB - 71.4
RB - 83.3 LB - 100.0
WR - 70.0 K - 50.0
OL - 68.7

■ A total of 22 Gators made their first career start this season (Tebow, Ma. Pouncey, Pupello, Hernandez, Henry, Cooper, Cunningham, A.J. Jones, Pierre-Louis, Haden, Munroe, Antwine, Nelson, Hurt, James, Wright, Fayson, Rickerson, Stamper, Mi. Pouncey, Anderson, Gilbert).

2007 FINAL SEC STANDINGS

EASTERN DIVISION

Team	SEC	Pct.	Overall
Tennessee	6-2	.750	10-4
Georgia	6-2	.750	11-2
Florida	5-3	.625	9-4
Kentucky	3-5	.375	8-5
South Carolina	3-5	.375	6-6
Vanderbilt	2-6	.250	5-7

WESTERN DIVISION

Team	SEC	Pct.	Overall
LSU	6-2	.750	12-2
Auburn	5-3	.625	9-4
Arkansas	4-4	.429	8-5
Mississippi State	4-4	.500	8-5
Alabama	4-4	.500	7-6
Ole Miss	0-8	.000	3-9

DATES TO KNOW

FEB. 6, 2008 (WED.)

National Letter of Intent Signing Day.

MARCH 18, 2008 (TUES.)

Florida will hold its Pro Scout day.

MARCH 19 (WED.)

The University of Florida football team will begin spring practices.

APRIL 12, 2008 (SAT.)

Florida will hold the annual Orange and Blue Game at Ben Hill Griffin Stadium.

APRIL 26-27, 2008 (SAT. & SUN)

73rd Annual NFL Draft - Radio City Music Hall
- Rounds 1-3 will be held on April 26th. Rounds 4-7 will follow on Sunday, April 27th. Times are to be determined. Updated information on all of Florida's draft eligible athletes can be found on www.gatorzone.com. Should you need to secure an interview with any former Florida athletes, please contact the player's agent or respective NFL team. For more information on Florida's NFL Draft history visit <http://gatorzone.com/football/draft/>.

JULY 23-25, 2008 (WED. - FRI.)

July 23-25 (Wednesday-Friday) - SEC Football Media Days - Florida is scheduled to appear Wednesday, July 23 from 1:10 p.m. - 3:10 p.m.

AUG. 25, 2008 (MON.)

Florida head coach Urban Meyer will hold his first weekly press conference along with selected Florida players.

AUG. 30, 2008 (SAT.)

Florida will open the 2008 season against Hawaii in Gainesville.

SEPT 2, 2008 (SUN.)

Florida head coach Urban Meyer will hold his first in-season weekly teleconference at 11 a.m.

2007 FLORIDA FOOTBALL REVIEW...

2007 STAT RANKINGS

■ The chart below shows where UF ranked as a team and individuals in the SEC and nationally

	SEC	NTNL
Scoring Offense (42.5)	1	3
Scoring Defense (25.5)	8	46
Pass Offense (257.0)	4	38
Rushing Offense (200.2)	3	23
Rushing Defense (103.3)	1	10
Total Offense (457.2)	1	14
Total Defense (361.8)	7	41
Punting (38.7)	1	9
Pass Efficiency (170.1)	1	2
First Downs (305)	3	NA
3rd Down Conversion (53.0)	1	1
Opp. 1st Downs (262)	8	NA
Opp. 3rd Down Conv. (41.0)	9	75
Sacks By (29)	4	54
Sacks Against (13)	2	T5
Red Zone Offense (87.7)	4	NA
Red Zone Defense (84.6)	9	NA
Tebow (172.4 Pass Effic.)	1	2
Tebow (10.6 points per game)	1	5
Tebow (321.6 total off. per game)	1	10
Harvin (78.0 rec. yds./game)	3	T37
James (18.1 punt ret. yd avg.)	1	2
James (28.0 kickoff ret. yd. avg.)	2	17

■ Florida completed the year with the top scoring offense in the SEC. The Gators led the league in the category for the first time since 2001 and the 10th time in school history (1952, '84, '91, '94, '95, '96, '97, '00, '01, '07).

■ Florida also finished with the top total offense in the SEC. The last time UF finished the season with the top total offense in the conference was 2004. UF has done so 13 times in school history (1965, '66, '67, '69, '75, '76, '90, '95, '96, '01, '02, '04, '07).

■ For the second-straight season, the Gators boasted the top rushing defense in the SEC. The only prior time UF finished as the best in the league in back-to-back years was 1990 and 1991. Overall, UF has led the SEC in the category 10 years (1965, '84, '89, '90, '91, '94, '97, '98, '06, '07).

■ Tim Tebow led the SEC in total offense. He look joined the following former Gators who led the league in total offense: Steve Spurrier (1965, '66), John Reaves (1969), Jimmy Fisher (1976), Shane Matthews (1990, '91, '92), Danny Wuerffel (1995, '96), Rex Grossman (2001, '02), Chris Leak (2004).

■ Tim Tebow led the league in scoring. The following UF players have led the SEC in scoring: Bobby Forbes (1947), Tommy Durrance (1969), Bobby Raymond (1983, '84), Arden Czyzewski (1991), Judd Davis (1994), Reidel Anthony (1996), Jeff Chandler (2001), Matt Leach (2004).

■ Brandon James finished the year with the best punt return average in the SEC. UF players led the league in the category in 1984 (Ricky Nattiel), 1997 (Jacquez Green) and 2000 (Lito Sheppard).

■ Entering the Ole Miss game (UF's first road game of the year), 35 members of the Florida travel roster had not played in a road game. Among the total were 18 true freshmen who were making the first road trip of their careers.

■ There were 57 players on the Florida scholarship roster that were either a freshman or sophomore (73 percent) in 2007.

■ Of the 25 true freshmen on the Florida squad, 14 spent the previous season on a team that played for a state championship during their senior year.

■ Florida returned 38 letterwinners to the 2007 team. The total was the lowest in the SEC and tied with six others for the 99th-lowest total in the nation.

■ Florida lost 25 letterwinners from the 2006 national championship team. The total was tied with Tennessee for the most lost in the SEC and it was tied for the 13th-highest amount lost in the nation.

■ Going into 2006, the Gators brought back 10 players who began playing for UF in the fall semester of 2002. In 2007, Florida returned three that started in the fall of 2003 (Andre Caldwell, Clint McMillan and Carlton Medder).

Florida Freshmen Notes From 2007 Season

■ Four freshmen (Joe Haden, Maurkice Pouncey, A.J. Jones and Major Wright) were selected to the Coaches' Freshman All-SEC team. The total was the most for Florida since placing seven on the team in 2003. Florida led the SEC in defensive players on the 2007 All-SEC Freshman Team with three.

■ UF started a true freshman on opening day for the third-straight year under head coach Urban Meyer.

■ UF started three true freshmen on opening day for the first time in school history (Maurkice Pouncey, Joe Haden and Chas Henry). Haden and Pouncey became the first true freshmen to start on opening day in UF history at cornerback and offensive guard, respectively. Chas Henry was the eighth true freshman punter to start on opening day.

■ Tight end Aaron Hernandez started the Troy game and became the first true freshman to start at the position since Tate Casey did so against Middle Tennessee State in 2004. Also, free safety Major Wright started the Auburn game. The last true freshman to start at free safety for Florida was Lester Norwood against The Citadel in 1998.

■ Overall, 42 players who saw action in the 2007 season opener were either freshmen or sophomores. Fourteen true freshmen played, as did 10 redshirt freshmen. UF played 64 players total, 21 of those made their first-ever appearance in "The Swamp."

■ Florida's 14 true freshmen and 24 overall freshmen that played in the season opener were the most by any team in the Southeastern Conference.

HEAD COACH URBAN MEYER

■ Urban Meyer is one of four active coaches who have coached a national championship team, a Heisman Trophy winner and an NFL first-round draft pick.

■ Florida has been ranked in the AP, Coaches' and BCS polls each week since Urban Meyer's arrival in Gainesville, which is a streak of 47-straight AP and Coaches' polls (based on final polls of 2007).

■ With the wins over Tennessee and Florida State, Urban Meyer became the only head coach in Florida history to open his career with three-straight wins over both the Vols and Seminoles.

■ Coach Meyer has started his Florida career with a 19-1 (.950) record in "The Swamp" and is 41-3 (.932) at home as a head coach. In addition, Coach Meyer has opened his career at UF with a 23-3 (.885) record in games played in the state of Florida.

THE TEAM

■ Starting with the Kentucky game, the Gators wore a sticker on their helmets that read "Sunshine" in honor of Michael Guilford, who passed on Oct. 12, 2007. Florida team members also wore a bracelet that says "Never Let Your Teammate Down" on one side and "Sunshine" on the other.

■ During the month of October, Florida completed a stretch of three-straight games against ranked

2007 FLORIDA FOOTBALL REVIEW...

opponents away from home for only the third time in school history (at No. 1 LSU, at No. 8 Kentucky, vs. No. 20 Georgia). The 1997 and 2003 teams also played three-consecutive games against ranked opponents away from home.

■ In the final AP rankings, the SEC East featured three teams ranked in the top-15 nationally, which was as many or more than the entire ACC (2), Big East (1), Big 10 (1), Conference USA (0), Mid-American (0), Mountain West (1), Pac-10 (1), Sun Belt (0) and the WAC (0). Overall, five SEC teams were ranked in that poll and each was included in the top 15.

■ This season, Florida scored consecutive points against its opponents in impressive stretches:

Opponent	Stretch
Western Kentucky	Opened game with a 28-0 lead
Troy	Led 49-7 at the half
Tennessee	Closed game on 31-0 streak
LSU	Scored on four of its first six possessions
Kentucky	Scored on seven of 10 possessions in the game (six TDs, one FG)
Vanderbilt	Opened game scoring five TDs on first six possessions
South Carolina	Opened the game scoring on its first two possessions and closed scoring on four of its last five
FAU	Scored touchdowns on seven of its first nine possessions
FSU	Scored on first five possessions and seven of 10 overall

■ In Florida's SEC opener, the Gators defeated Tennessee, 59-20. The loss was the worst for the Volunteers since a 44-0 loss to Georgia in 1981 and the 39-point margin was the highest in the Tennessee series ever for a Gator win.

■ Florida's 33-point margin of victory over FSU this year was the biggest for UF in the series since a 53-14 win in 1983 and the third-largest margin of victory for the Gators over the Seminoles in the history of the series. In addition, Florida has won four in a row against Florida State for the first time since 1983-86. The four wins have come by an average margin of victory of 18 points. Florida has already defeated FSU more times in this decade than it did in the 1990s.

■ Florida finished the month of November 4-0 for the second-straight season and has gone 10-1 in the month under Coach Meyer.

THE OFFENSE

■ Florida was the only school in the nation to have rushed for a touchdown and passed for a touchdown in every game this season. UF has passed for a TD and rushed for a TD in 24 straight games (last game without one of both was 21-20 win at Tennessee, Sept. 16, 2006).

■ Florida finished the season by scoring 30-or-more point in each of its last seven games. The streak is the longest since 2000 (seven-straight).

■ Florida's scoring offense finished the year ranked third nationally and first in the Southeastern Conference (42.5). The last time Florida ended a season ranked first in scoring offense was in 2001 (43.8). The Gator offense scored on 83 of its 152 drives this year for a league-best 54.6 percent, which is the best mark since the league started tracking the stat in 2000. UF scored 30-or-more points in 11 games this season after doing so only five times in 2006. UF scored 30-or-more points in four-consecutive SEC games for the first time since 2000. UF scored 50-or-more points in two SEC games this year for the first time since 2001.

■ This Gators have scored 552 points this season, which was the highest total for UF under Coach Meyer and ranked as the second-highest in school history (559, 1996).

■ Florida scored 49-or-more points in three of its last five games and did so in three-consecutive games twice this season after opening the season in the same fashion. The last time UF scored 49-points-or-more in three-consecutive games prior to this season was in 1995, when it happened in four-consecutive games (Auburn, Georgia, Northern Illinois, South Carolina).

■ The Florida offense averaged 200.2 yards rushing per game, which was the highest since the 1989 season (244.8).

■ Against Michigan, UF rushed for its 39th touchdown of the season, which was the highest single-season total in UF history. UF had rushed for 25 in 1975, 1976 and 1996. Florida's 39 rushing touchdowns this season were the fourth-highest total in the country and were the most by an SEC team.

2007 UF TEAM STATS

Florida	Category	Opponents
257.0	Passing Offense	258.5
200.2	Rushing Offense	103.3
457.2	Total Offense	361.8
42.5	Scoring Offense	25.5
258.5	Passing Defense	257.0
103.3	Rushing Defense	200.2
361.8	Total Defense	457.2
25.5	Scoring Defense	42.5
305	1st Downs For	262
.530	3rd Down Conv.	.410
.540	4th Down Conv.	.580
29-207	Sacks By-Yards	13-78
107-805	Penalties-Yards	83-600
16-9	Fumbles-Lost	21-9
29:18	Avg. Time of Poss.	30:03

2007 UF INDIVIDUAL LEADERS

Rushing

Florida	G	Att.	Net	Avg.	TD	YPG
Tebow	13	210	895	4.3	23	68.8
Harvin	11	83	764	9.2	6	69.5
Moore	13	104	580	5.6	6	44.6
James	11	24	133	5.5	0	12.1
Newton	5	16	103	6.4	3	20.6
Fayson	11	19	89	4.7	0	8.1
Caldwell	11	12	58	4.8	1	5.3
Manson	6	3	24	8.0	0	4.0
Walker	5	4	14	3.5	0	2.8
Murphy	13	1	12	12.0	0	0.9
Rainey	5	1	10	10	0	2.0

Passing

Florida	A-C-I	Pct.	Yds.	TD	YPG
Tebow	350-234-6	66.9	3,286	32	252.8
Newton	10-5-0	50.0	40	0	8.0

Receiving

Florida	G	Rec.	Yds.	Avg.	TD	YPG
Harvin	11	59	858	14.5	4	78.0
Caldwell	11	56	761	13.6	7	69.2
Murphy	13	37	548	14.8	5	42.2
Ingram	13	34	508	14.9	7	39.1
Moore	13	13	81	6.2	1	6.2
Fayson	11	12	148	12.3	3	13.5
Hernandez	13	9	151	16.8	2	11.6
Cooper	10	8	182	22.8	3	18.2
James	11	8	69	8.6	0	6.3
Nelson	13	4	35	8.8	0	2.7

Defense

Florida	UT-AT-TT	TFL	S	INT	FF	FR
Spikes	81-50-131	16.0	1.5	0	1	3
Doe	43-42-85	5.0	0	0	0	2
Wright	47-20-67	0	0	1	4	1
Joiner	29-35-64	4.0	0	2	1	0
Cunningham	34-30-64	12.0	6.5	1	0	0
Haden	43-20-63	3.5	0	1	0	1
Harvey	31-18-49	17.0	8.5	0	1	0
Jones	23-13-36	2.5	1.0	0	0	0

2007 FLORIDA FOOTBALL REVIEW...

TOP TEAM PERFORMANCES

Rushing

Attempts 48 at South Carolina
 Yards 279 vs. Florida State
 TD's 5 vs. Troy
 at South Carolina

Passing

Attempts 38 vs. Florida Atlantic
 Comp. 26 vs. Florida Atlantic
 Yards 346 vs. Florida Atlantic
 TD's 4 at Kentucky

Offense

Plays 80 at South Carolina
 Total Offense ... 554 vs. Tennessee
 Yards Per Play 9.4 vs. Western Kentucky
 Points 59 vs. Troy
 First Downs 29 vs. Vanderbilt
 vs. Florida State
 Penalties 14 at Ole Miss
 Penalty Yards .. 127 at Ole Miss
 Turnovers 3 at South Carolina

Defense

Sacks By 6 at Kentucky
 Interceptions 2 vs. Tennessee
 vs. Vanderbilt
 vs. Michigan

TOP INDIVIDUAL PERFORMANCES

Individual

Rushing

Attempts 27 Tim Tebow, at Ole Miss
 Yards 166 Tim Tebow, at Ole Miss
 TD's 5 ... Tim Tebow, at South Carolina
 Long 66 Percy Harvin, vs. Michigan

Receiving

Catches 13 Andre Caldwell, vs. FAU
 Yards 164 Andre Caldwell, vs. FAU
 TD's 2 Riley Cooper, vs. WKU
 Andre Caldwell, vs. Vanderbilt
 Cornelius Ingram, vs. FAU
 Louis Murphy, vs. Florida State
 Andre Caldwell, vs. Michigan
 Long 66 Louis Murphy, at Kentucky

Passing

Attempts 34 Tim Tebow, at Ole Miss
 Tim Tebow, vs. FAU
 Comp. 25 Tim Tebow vs. FAU
 Yards 338 Tim Tebow, vs. FAU
 Long 66 Tim Tebow, at Kentucky
 TD's 4 Tim Tebow, at Kentucky

Defense

Tackles 17 J. Cunningham, at LSU
 Sacks 2.5 J. Cunningham, at Kentucky
 Interceptions 1 9 different players

Kicking

Punts 4 Chas Henry, at Ole Miss
 Chas Henry, vs. Auburn
 Chas Henry, vs. FAU
 Long Punt 54 .. Chas Henry, vs. Florida State
 FG 1 Joey Iijas, 10 times
 Long FG 43 Joey Iijas, vs. Georgia

Kick Return Long

Punt Return 83 Brandon James, vs. Tenn.
 KO Return 61 Brandon James at Kentucky

■ In the month of November, UF scored 204 points, which was the highest total in the nation. In addition, UF's offense also accounted for 2,077 yards during the month (fourth-highest total nationally).

■ Florida's offense averaged 39.5 points per game against ranked opponents this season. The total was the second-highest nationally and best among teams that played more than one ranked opponent.

■ The Gator offense averaged 7.0 yards per play this season. Only three teams in school history had averages that were equal or higher (1995, 7.4; 1996, 7.1; 2001, 7.4).

■ This season, Florida averaged 5.3 yards per rush, which was the second-best total in school history (record is 5.9 in 1976) and the Gators are completed 66.9 percent of their passes, also second-best in UF history (68.8 in 1982).

■ On the season, the Gators are 78-of-146 on third-down conversions (53.4 pct.). UF ranked first in the nation on third-down conversions in 2007. In records dating back to 1979, the previous best mark in a single-season by the Gators on third downs was 51.9 in 1994 (82 of 158).

■ The Florida offense was 64-of-73 in the red zone this season, with 55 touchdowns and nine field goals. This season, UF was perfect in the red zone in six games (including four of the last eight games). UF was perfect in the red zone in three games during 2006.

■ UF started the year with four-consecutive games with 500-plus yards in total offense. The streak of four was the longest since UF started the 2001 season with five games of 500-plus yards of total offense.

■ Under head coach Urban Meyer, the Gators have out-rushed 33 of 38 opponents (10-of-12 in 2005, 12-of-13 in 2006, 11-of-13 in 2007).

QUARTERBACKS (SEE PAGE 13 FOR TIM TEBOW RECORDS)

■ In receiving the Heisman Trophy on Dec. 8, Tim Tebow enabled Florida to become:

- One of eight schools with at least three Heisman Trophy winners
- The first SEC school with three Heisman Trophy winners and all at quarterback
- One of two schools with three Heisman Trophy winners at quarterback
- One of two schools with multiple winners since 1996
- One of four programs to win the Heisman and have a first-team Academic All-American (Alan Ameche, 1954, Wisconsin; Pete Dawkins, 1958, Army; Danny Wuerffel, 1996, Florida)

■ Tim Tebow was the just the second sophomore football player at UF to earn Academic All-American honors (Carlos Alvarez) and the fourth sophomore in school history to accomplish the feat.

■ This season, Tim Tebow became the first player in NCAA Division I-A history to run and pass for 20-or-more touchdowns in the same season (23 rush, 32 pass).

■ Against Michigan, Tim Tebow rushed for a touchdown to bring his total to 23 on the year, which set the NCAA record for most rushing touchdowns in a season by a quarterback. The total bettered that of Air Force's Chance Harridge, who had 22 in 2002.

■ Tim Tebow rushed for 23 touchdowns in 2007. The total was the most by any player in SEC history. Tebow's 31 career rushing touchdowns are tied for the fourth-highest total in school history with Fred Taylor, 1994-97 (Emmitt Smith had a school record 36 from 1987-89).

■ Tim Tebow accounted for 55 TDs this year, which was the highest single-season total in SEC history (previous record was Danny Wuerffel, 41, 1996 with 39 passes and two rushing scores).

■ Against Florida State, Tim Tebow broke Rex Grossman's single-season school record for total offense; Grossman totaled 3,904 in 2001. Tebow finished the year with 4,181 yards of total offense.

■ Tim Tebow finished the Florida State game with 262 yards passing. It was his 11th 200-yard passing game of the year, tying the school record set by Rex Grossman in 2001, Danny Wuerffel in 1996 and Shane Matthews in 1991.

■ Tim Tebow's passer rating of 172.5 was the second-highest in the nation. He has completed 66.9 percent of his passes, which is the 11th-highest mark in the country and was the best in the SEC.

2007 FLORIDA FOOTBALL REVIEW...

Tebow threw 15 passes for 40-or-more yards this season, which was 10 higher than last season.

■Tim Tebow has rushed for at least one touchdown and passed for at least one touchdown in 14-straight games. In research available dating back to 1989, no quarterback in the country has had a longer streak.

■Against South Carolina, Tim Tebow rushed for five touchdowns (UF single-game record). His five matched the highest total by any player nationally in a game this season (Matt Forte, Tulane vs. SE La and Rice.; DeMarco Murray, Oklahoma vs. N. Texas). He finished with 104 rushing yards to become the only QB in UF history to have two 100-yard games (166 vs. Ole Miss, 2007).

■Against South Carolina, Tim Tebow completed 22-of-32 passes for a then-career-high 304 yards and two touchdowns. The Gamecock defense entered the game ranked number one nationally in pass defense (149.2).

■In Florida's bowl game against Michigan, Tim Tebow rushed for two touchdowns to bring his career total to 31 and his season total to 23. Tebow's 23 rushing touchdowns in 2007 ranked as the top total in the nation by a quarterback and were tied for third nationally among all players:

Quarterback	Rushing TD Total
1. Tim Tebow (UF)	22
2. Dan LeFevour (CMU)	19
3. Pat White (WVU)	14

■Tim Tebow finished the 2007 season with 23 rushing touchdowns, which was as many or more than 83 Division I-A teams had on the year combined. Tebow averaged 321.6 yards of total offense a game, which was a higher total than 12 teams in Division I-A.

■Against Michigan in the Capital One Bowl, Tim Tebow rushed for a touchdown for the 14th-straight game, which built upon his own school record (Errict Rhett, seven-straight, 1991-92 seasons). The current streak is longer than that of any other player in the nation.

■Tim Tebow is Florida's active career leader in rushing yards with 1,364, which is a school record for rushing yards by a quarterback. The previous career record for rushing yards by a quarterback at UF was 786 by Larry Libetore (1960-62).

■Over the past three seasons, Tim Tebow has been a part of teams that have gone 35-7 overall. As the starting quarterback at Nease High School as a senior in 2005, he helped lead the school to its first-ever Class 4A state championship. As a freshman at UF in 2006, he played in all 14 games in his role as the backup QB on the national championship squad. He was 9-4 as a starting QB in 2007.

■Against Ole Miss, Tim Tebow finished the game with 427 yards of total offense which is the second-highest performance in the SEC this year and the sixth-highest in school history. Tebow rushed for 166 yards on 27 carries. His rushing total was the eighth-highest by any quarterback in the nation this season, while his carries were tied for the third-highest.

■Tim Tebow's 166 rushing yards against Ole Miss set a single-game record for a UF quarterback and were the most by any UF player since Ciatrick Fason rushed for 170 on 26 carries vs. Vanderbilt in 2004. The previous single-game rushing high by a quarterback was 109 by Larry Rentz (vs. Tulane, 10/14/67). Tebow's 27 carries were the most by a UF player since Fason rushed 31 times against Kentucky in 2004. The total was also one short of the single game record by a UF sophomore held by Emmitt Smith (vs. Kentucky, 1988).

RUNNING BACKS

■Kestahn Moore finished in a tie for second on the team with six rushing touchdowns this season. He had only three rushing touchdowns in his career prior to the 2007 season.

■In the LSU game, UF averaged 4.9 yards per rush against a Tiger squad that was ranked No. 1 in the nation allowing just 1.3 yards per rush entering the game. Kestahn Moore averaged 6.6 yards per carry (third-highest total of any player against LSU in a game this season who had double-digit carries). Florida finished with 156 yards on the game after the Tigers surrendered just 195 rushing yards in its five previous games (nation's best 39.0 yards per game).

■This season, the Florida running backs carried the ball 136 times for 761 yards and six rushing touchdowns. As a group, they averaged 5.6 yards per carry.

PASSING YARDS SINCE 1996

Since 1996, the Gators rank third in the country in combined passing yards:

NATIONAL LEADERS

1. Louisiana Tech	42,056
2. Marshall	41,430
3. FLORIDA	40,882

TD PASSES SINCE 1990

1. FLORIDA	575
2. BYU	456
3. Florida State	451
4. Louisiana Tech	377
5. Nevada	346

300-YARD PASSING GAMES SINCE 1996

1. FLORIDA	66
2. Kentucky	62
3. Louisiana Tech	59

SINCE 1990, FLORIDA IS...

■141-5 when holding opponents to 21 points or less.

■112-8 when it rushes for 150 or more yards in a game and is 73-42-1 when held under 150 yards.

■153-22 when it rushes for at least 100 yards in a game and is just 22-28-1 when held under 100 yards.

■76-7 when a back rushes for 100 or more yards in a game.

■137-12 when UF out-rushes its opponent and just 39-38-1 when it is out-rushed.

■123-17 when UF scores first and 51-34-1 when its opponent scores first.

■158-11-1 when leading at the half and 17-38 when tied or trailing at the half.

■UF has been out-rushed in 38 of the 49 games it has lost.

■The Gators have posted a 105-6-1 record when they hold an opponent to less than 100 team rushing yards.

■UF is 33-4 in games in which it blocks a punt.

■The Gators are 120-25-1 in games played in the state of Florida (100-12 in Gainesville, 14-3 in Jacksonville, 2-2 in Orlando, 1-0 in Miami, 2-6-1 in Tallahassee, 1-2 in Tampa).

■115-8 vs. unranked teams at game time.

2007 LEADERSHIP COMMITTEE

The 2007 Gator Football Leadership Committee was voted on by the team. The Committee is charged with acting as spokesmen for the team and handling situations related to team policy issues, academic affairs, off-campus circumstances and other topics. The players for the 2007 season were:

Andre Caldwell _____	RSr., WR
Javier Estopinan _____	RJr., DL
Derrick Harvey _____	RJr., DE
Percy Harvin _____	So., WR
Maurice Hurt _____	RFr., OL
Cornelius Ingram _____	TE, RJr.,
A.J. Jones _____	RFr., LB
Drew Miller _____	Sr., OL
Dorian Munroe _____	RSo., S
James Smith* _____	RJr., LS
Brandon Spikes _____	So., LB
Tim Tebow* _____	So., QB
Bryan Thomas _____	RFr., S
Phil Trautwein _____	Sr., OL

* -Named to the committee for the second straight year.

TEAMS RANKED IN AP PRESEASON POLL

SEC _____	6
Big 10 _____	4
Big 12 _____	4
Big East _____	3
Pac 10 _____	3
ACC _____	2
WAC _____	2
Mountain West _____	1

■ The SEC was the only conference in the nation with four teams ranked inside the AP preseason top 15 (No. 2 LSU, No. 6 Florida, No. 13 Georgia, No. 15 Tennessee). The SEC was one of four conferences in the nation to have two teams ranked inside the AP preseason top 10 (Big East, Big 10, Big 12).

■ In 11 of the past 12 seasons, the SEC has had five-or-more teams ranked in the AP preseason top 25. In 2003, the SEC had four and in 2001 and 2007, the SEC had six (including preseason No. 1 Florida). Every other season, the year started off with five league teams ranked in the AP top 25 to begin with.

WIDE RECEIVERS AND TIGHT ENDS

■ Andre Caldwell finished with 185 career catches to establish a school record. The previous mark (172) was held by Carlos Alvarez (1969-71).

■ In 2007, Percy Harvin missed two games due to illness (South Carolina and Florida Atlantic). Following those contests, he carried the ball 16 times for 157 yards and one touchdown against Florida State and had 13 carries for 165 yards against Michigan in the Capital One Bowl. Harvin had three 100-yard rushing efforts on the season and has had four in his career.

■ In the last three games he played in (Vanderbilt, Florida State and Michigan), Percy Harvin touched the ball 63 times for 689 yards (10.9 yards per touch) and he had five touchdowns.

■ In the four games in the month of November, Andre Caldwell has had 37 receptions for 471 yards. His 37 receptions over the span ranked as the third-highest total nationally:

Receiver (School)	Receptions over the last four games
1. Jordy Nelson (KSU)	46
2. Jarett Dillard (Rice)	39
3. Andre Caldwell (Fla.)	37

■ With his 164-yard receiving performance against Florida Atlantic, Andre Caldwell had his third-straight 100-yard receiving game to join Percy Harvin, who had three-straight (UT, Ole Miss, Auburn). Prior to Harvin, the last player to have three-straight 100-yard receiving games was Reche Caldwell, who put together a four-game stretch during the 2001 season (vs. Kentucky, Mississippi State, LSU and Auburn).

■ Cornelius Ingram caught 34 passes this season, seven of which were for touchdowns. One in every five receptions for Ingram was a touchdown.

■ Aaron Hernandez has had nine catches for 151 yards and two touchdowns on the season. Seven of his catches, 144 of his yards and one of his touchdowns came in the last four games of the year.

■ In the Vanderbilt game, Percy Harvin became the first player in school history to rush for more than 100 yards and have more than 100 yards receiving in the same game. Against Vanderbilt, he totaled 223 yards on 20 touches (11.2 avg.). Harvin set then-career highs in rushing attempts (11), rushing yards (113) and a career high in rushing touchdowns (two). He added nine receptions for 110 yards.

■ Against Vanderbilt, Percy Harvin finished with 110 receiving yards and Andre Caldwell had 103. The two were the second Gator duo in 2007 to have 100 yards receiving in the same game (Riley Cooper, 122; Caldwell, 103; vs. Western Kentucky).

■ Percy Harvin has 1,192 rushing yards in his career, which are the most by a Florida wide receiver in school history. The second-highest total is Wes Chandler's 356 (1976-77). Harvin's 764 rushing yards this year were the top single-season total by a UF receiver in school history. The mark bettered his own record he established in 2006 of 428 yards. Wes Chandler (1977) owns the third-highest total with 353 yards.

Florida WR All-Time Leaders in Total Yards (Season)

Player	Rec. Yards	Rush Yards	Total Yards
Percy Harvin (07)	858	764	1,622
Travis McGriff (98)	1,357	-3	1,354
Carlos Alvarez (69)	1,329	0	1,329
Reidel Anthony (96)	1,293	27	1,320

SEC WR All-Time Leaders in Total Yards (Season)

Player	Rec. Yards	Rush Yards	Total Yards
Josh Reed (LSU, 01)	1,740	7	1,747
Percy Harvin (07)	858	764	1,622
Craig Yeast (UK, 98)	1,311	87	1,398
Travis McGriff (UF, 98)	1,357	-3	1,354
Carlos Alvarez (UF, 96)	1,329	0	1,329

■ This season, Percy Harvin saw the ball 142 times (59 receptions and 83 carries) and averaged 11.4 yards per touch. He averaged 9.2 yards per carry, which was the highest by any player in the nation in 2007 and the second-highest by any player in the country since at least 1996 (Anthony Alridge, Houston, 2006, 10.1).

■ As a group, the Florida wide receivers carried the ball 115 times for 943 yards and seven touchdowns (avg. 8.2 yards per carry).

2007 FLORIDA FOOTBALL REVIEW...

■ This season was the third time in school history that UF has had four different players with 100-yard receiving games (1985, 1993). UF has never had five different players with 100-yard games in a season. Against Tennessee, Percy Harvin became the fourth Gator to have a 100-yard receiving game. Last season, only two Florida receivers went over 100 yards and they did so four times.

■ This season, three Florida wide receivers took direct snaps, as Andre Caldwell, Percy Harvin and Jarred Fayson did so. Running back Kestahn Moore also took a direct snap.

OFFENSIVE LINE

■ Florida opened the bowl game against Michigan with the following lineup on the offensive line: Jason Watkins (LT), Jim Tartt (LG), Drew Miller (C), Maurkice Pouncey (RG), Carlton Medder (RT). UF used this lineup to start 11 of 13 games this season (all but Ole Miss and Florida Atlantic).

■ Drew Miller, Carlton Medder and Jim Tartt combined for 87 starts on the offensive line during their careers. Miller and Medder started 27 consecutive games, which was the longest active streaks on the Florida squad.

■ The offensive line has not allowed a sack in seven out of 13 games this season (WKU, UT, Ole Miss, Auburn, Vanderbilt, South Carolina and FAU) and has allowed 13 all season (T-fifth nationally and T-second fewest in the SEC). In 2006, the unit allowed only 23 sacks after giving up 35 in 2005. In 2006, UF gave up only one or less sacks seven times and in 2005 they did so on only three occasions.

■ Against Western Kentucky, Drew Miller was the third different senior in three years at starting center under head coach Urban Meyer at Florida (2005, Mike Degory; 2006, Steve Rissler).

THE DEFENSE

■ Over the past three seasons, UF has ranked first in the SEC and second in the nation in rushing defense allowing just 89.7 yards per game. Only one other SEC team ranks in the top 20 in the category during the span (LSU, 10th, 98.4):

Team	Yds./Game
1. Ohio State	85.2
2. Florida	89.7
3. TCU	90.3
4. Virginia Tech	90.3
5. Boston College	91.0

■ UF opponents gained 1,343 yards rushing for an average of 3.0 per carry (T-10th nationally).

■ Florida finished the year by holding four of its last five opponents to under 100 yards rushing and two of its last five opponents to under 300 total yards.

■ In its last outing of the regular season, the UF defense held Florida State without a touchdown for the first time in the series since 1981 (35-3 win). The Seminoles had just 84 yards of offense in the second half after posting 203 in the first two quarters.

■ The Florida defense has caused a turnover in 10 of 13 games on the year

■ This season, the Gators scored two defensive touchdowns. The first came when Dustin Doe returned a fumble 18 yards against Tennessee. Wondy Pierre-Louis had the second when he intercepted a pass and ran it back 25 yards against Georgia.

■ Against Kentucky, the Florida defense recorded a season-high six sacks, the most by a Gator team since six against the Wildcats last season. Florida's six tied for the third-best single-game effort in the SEC this season.

■ Against Auburn, UF had 12 tackles behind the line of scrimmage as a team, which was the highest team total since 13 against The Citadel in 1998.

■ Dating back to 2006, the Gator defense has held six of its last 16 opponents to under 60 yards rushing. In 19 of the last 26 games, the Gators have held their opponents to 100 yards rushing or less.

■ In the last 63 games, the Gators have scored points off turnovers in 43 games. 261 of UF's points under head coach Urban Meyer have come off turnovers.

■ The Florida defensive staff finished the 2007 season with 119 years of combined collegiate coaching experience: Chuck Heater (32), Doc Holliday (30), Greg Mattison (32), Charlie Strong (25).

2007 RECORDS WATCH

■ The following records were set by the 2007 Florida Gators either as a team or individually:

Team - Rushing TDs in a Season

The team finished the year with 39 and the prior record was 25 in 1974, '75 and '96.

Team - Third-Down Pct. in a Season

UF finished by converting 53.0 of its third down attempts and the prior record record was 51.9 set in 1994.

Team - Tackles for Loss in a Season

The team had 88 and the prior school record was 79 in 2006.

Team - Points in a Season

UF finished the year with 552 points, which ranks as the second-highest single-season total in UF history. The 1996 team posted 559.

Team - First Downs in a Season

Florida finished with 305 first downs in 2007, which was the second-highest total in a single year. The 1996 squad completed the season with 327.

Team - Kickoff Return Yards in a Season

UF completed 2007 with 1,034 kickoff return yards. The total is the second-highest in UF history and was just six yards shy of the school record (1,040) established in 1992.

James - Kickoff Return Yardage in a Season

Brandon James had 841 kickoff return yards in 2007, which set a new single year high by a Gator. The previous record was 666 set by Kerry Watkins in 1996.

Iijas - Extra Points Made in a Season

Joey Iijas finished the year by going 72-of-73 on extra point attempts. He passed Bart Edmiston who had 71 in 1995 for first on UF's all-time single-season list.

Caldwell - Receptions in a Career

Andre Caldwell completed his career with 185 receptions to set a new school record. The previous mark was held by Carlos Alvarez (172, 1969-71).

Tebow - Rushing TDs in a Season

Tim Tebow finished 2007 with 23 rushing touchdowns. The total was the highest in a season by any player in SEC history and by any quarterback national in NCAA history.

Tebow - Rushing TDs in a Career

Tim Tebow has rushed for 31 touchdowns in his career and will enter the 2008 season five short of Emmitt Smith's UF career record of 36 (1987-89).

Tebow - Passing TDs in a Season

Tim Tebow finished 2007 with 32 passing touchdowns. The effort ranked as the fourth-highest single-season total by a Gator quarterback.

LOOKING AHEAD TO 2008

THE SCHEDULE

■UF opens the season on Aug. 30, 2008, against Hawaii in Gainesville. The Gators start the year with two-straight home games, as Miami visits "The Swamp" for the first time since 2002 on Sept. 6.

■Arkansas returns to the SEC portion of the schedule, with Florida making the trip to Fayetteville, Ark., on Oct. 4. The game will be the first for the Gators at Arkansas since the 2003 season.

THE OFFENSE

■The offense expects to return eight starters after returning six in 2007.

■The Florida offense is projected to return its top passer (Tim Tebow), rusher (Tebow) and receiver (Percy Harvin). Each of Florida's top-five rushers are expected to return and all of the top-five receivers except Andre Caldwell are expected to do so.

■Drew Miller and Carlton Medder are the only players not expected to return to the offensive line. The unit is projected to return players who have combined for 72 career starts after combining for 62 starts entering the 2007 season and 17 entering the 2006 campaign.

THE DEFENSE

■Florida is projected to return eight starters on defense in 2008 after bringing back only two in 2007.

■Entering 2007, the Gators returned six players to the unit who had made at least one career start. In 2008, the Gators are projected to return 14.

SPECIAL TEAMS

■UF is projected to return its punter (Chas Henry), long-snapper (James Smith), holder (Butch Rowley) and kick and punt returner (Brandon James). Kickoff specialist and placekicker Joey Iijas is a member of the 2007 senior class.

2008 SCHEDULE

A30	_____	HAWAII
S6	_____	MIAMI (FLA.)
S20	_____	at Tennessee
S27	_____	OLE MISS
O4	_____	at Arkansas
O11	_____	LSU
O25	_____	KENTUCKY (HC) [^]
N1	_____	vs. Georgia*
N8	_____	at Vanderbilt
N15	_____	SOUTH CAROLINA
N22	_____	THE CITADEL
N29	_____	at Florida State
D6	_____	SEC Championship Game#

* - at Jacksonville, Fla.
[^] - Homecoming
- Atlanta, Ga.

LINEBACKERS

■Brandon Spikes was a consensus first-team All-SEC selection in 2007. It marked the first time since 1999 (Jamie Winborn, Vanderbilt) that an underclassman linebacker earned Coaches' First-Team All-SEC honors.

■This season, Brandon Spikes and Dustin Doe were Florida's leading tacklers with 131 and 85, respectively. Last season, Earl Everett finished with 85 tackles to lead the Gators. A linebacker has led the Gators in the department each of the last three seasons and five of the last six.

■In the Capital One Bowl against Michigan, Brandon Spikes recovered a fumble. He led the gators this season with three recoveries, while Doe had two. The pair combined for five of UF's nine recovered fumbles in 2007.

■Brandon Spikes finished first among all linebackers and second the team overall with 16.0 tackles for a loss in 2007.

DEFENSIVE LINE

■Starting with the Vanderbilt game, injuries to defensive tackles Brandon Antwine, Lutrell Alford, Javier Estopinan and Terron Sanders left UF with a rotation of seven players featuring six freshmen, including five true freshmen. Clint McMillan, the lone senior, was the only player who had started a game heading into the contest. Michael Pouncey moved to the defensive side of the ball the week of the game, and made the first start of his career against the Commodores.

■Against Michigan, Michael Pouncey made the first interception of his career. Pouncey was the eighth different Gator to make an interception in 2007 after only five players had one in 2006. Pouncey was the third defensive lineman to make an interception on the year and fourth to do so for UF under Coach Meyer (Joe Cohen, 2005; Justin Trattou and Jermaine Cunningham, 2007).

■Defensive end Derrick Harvey recorded two sacks against Michigan in the Capital One Bowl to finish his career with 20.5. With the effort, Harvey improved to ninth on Florida's all-time career list. Harvey also had a tackle for a loss in 10 of UF's 13 games in 2007 (each game except Troy, USC and FAU).

■Against LSU, Jermaine Cunningham had a career-high 17 tackles. The total was the second-best effort in the SEC this past season and the most by a Florida player since Channing Crowder had 18 against Miss. State on Oct. 23, 2004.

SECONDARY

■Tony Joiner and Wondy Pierre-Louis led the Gators with a pair of interceptions each in 2007. Overall, UF finished the year with 11 with the secondary accounting for eight.

■Florida's defense has intercepted 85 passes since 2003, when Charlie Strong took over as defensive coordinator. The five-year total is tied for the seventh-highest in the nation over the time period and is the best among SEC teams:

Total Interceptions from 2003-Present

1. Boise State	93
Boston College	93
3. Virginia Tech	92
4. Oregon State	90

■Florida has had an interception in 34 of the past 51 games. In 2006, Florida led the SEC with 21 interceptions. UF's 16 in 2005 tied with Georgia for the highest amount by any team in the league.

■Since 2003, 35 of Florida's 85 interceptions have come against teams ranked inside the top 25. The total is the second-highest among all teams nationally:

Interceptions vs. AP Top-25 teams Since 2003

1. Georgia	38
2. Florida	35

SPECIAL TEAMS

■Florida was the only school in the nation to allow only five punt returns in 2007. The Gators gave up only 22 yards on the five returns, which is also the lowest total in the country, and established a new school record. The total was also the lowest allowed in any season by a team since at least 1996. The previous low for fewest punt return yards allowed in a season was 47 yards on 11 punt

returns in 1990.

■ **Lowest Total Punt Return Yards Allowed 2005-2007**

1. Florida 153
2. Iowa 240
3. Ohio State 272

■ This season was the first for UF punter Chas Henry and placekicker Joey Ijjas. On the year, Henry punted the ball 37 times for an average of 39.3 yards. His season-long of 54 yards came in UF's last outing of the regular season against Florida State. In that game, Henry punted twice and both pinned the Seminoles inside of the five-yard line. Henry has placed 14 inside the 20-yard line in. Ijjas was 72-of-73 on extra points on the year and was 10-of-15 on field goals.

■ Against Florida Atlantic, Joey Sorrentino blocked the first punt of his career. It was the fourth time in 2007 that Florida blocked a punt and second in as many games (John Curtis at USC). The other two came in the Troy game (Carlos Dunlap and Roderick Blackett).

■ Following Joey Sorrentino's blocked punt in the first quarter of the Florida Atlantic game, Markus Manson returned it 19 yards for a touchdown. The last time the Gators blocked a punt for a touchdown was Jan. 2, 2006 against Iowa in the Outback Bowl.

■ Brandon James has had seven returns of 50-plus yards on the year. Last season, James had just one kick return over 50 yards (77-yard punt return for a touchdown against Western Carolina). James' seven kick returns this season lead all players nationally:

Name	Punt Returns	Kick Returns	Total Returns of 50+ Yards
Brandon James (Florida)	2	5	7
Javier Arenas (Alabama)	4	1	5
Kevin Robinson (Utah St.)	2	3	5

■ Brandon James had 20 returns of 20-or-more yards this season. One of his returns was for a touchdown and the UF offense has scored 12 touchdowns and no field goals following the other 19. The return for a touchdown and 10 of the 12 scores came in Florida's nine wins in 2007.

■ Brandon James averaged 28.0 yards per kickoff return (17th nationally, second in the SEC). The single-season school record is 28.2 by Jack Jackson in 1993. James also averaged 18.1 yards per punt return (second nationally, first in the SEC), the top mark by a Gator player since Allen Trammell averaged 17.1 during the 1964 season.

■ Against Tennessee, Brandon James returned the first punt of the game for an 83-yard touchdown. It was the longest punt return of his career and tied for the fifth-longest in school history (George Gandy, vs. Tulane, 1966). James finished the day with three punt returns for 91 yards and four kick-off returns for 102 yards (193 total on the day).

■ Brandon James' 83-yard punt return for a touchdown against Tenn. was the second of his career. The Florida record punt returns for a touchdown in a career belongs to Jacquez Green (4, 1995-97).

■ The chart below reflects how Urban Meyer-coached teams make a difference on special teams:

Punt Returns for a TD Under Urban Meyer (6)		Blocked Kicks Under Urban Meyer (37)	
2007	1	2007	4 (4 punts)
2006	1	2006	8 (5 punts, 2 FG, 1 XP)
2005	1	2005	5 (2 punts, 2 FG, 1 XP)
2004	1	2004	9 (7 punts, 2 FG)
2003	1	2003	2 (2 FG)
2002	0	2002	8 (7 punts, 1 FG)
2001	1	2001	1 (1 FG)

■ Under head coach Urban Meyer, UF has been perfect on executing fake punts on fourth down:

Date	Opponent	Converted
10/1/05	at Alabama	Everett, 32-yard reverse
10/29/05	vs. Georgia	Wilbur, 20-yard run
1/2/06	vs. Iowa	Latsko, five-yard run
12/2/06	vs. Arkansas	Cornelius, 17-yard run
1/1/07	vs. Michigan	Henry 15-yard pass to Hernandez

CURRENT CONSECUTIVE GAMES WITHOUT BEING SHUTOUT

NATIONAL LEADERS

1. Michigan _____ 277
2. Washington State _____ 273
3. **FLORIDA** _____ **242**
4. Colorado _____ 234

SOUTHEASTERN CONFERENCE LEADERS

1. **FLORIDA** _____ **242**
2. Tennessee _____ 171
3. Georgia _____ 155
4. Arkansas _____ 151
5. Ole Miss _____ 105
6. LSU _____ 69
7. Auburn _____ 60
8. Vanderbilt _____ 46
9. Alabama _____ 35
10. South Carolina _____ 24
11. Kentucky _____ 18
12. Mississippi State _____ 12

following 2007 season

BOWL OPPONENTS FACED

■ Florida played nine teams this past year that made appearances in 2007 bowl games. UF opponents went 8-1 in bowl games and the only UF opponent that lost was FSU, which played Kentucky. UF defeated both teams in the regular season.

2007 Opponents in Bowls

Team	Bowl
FAU 44, Memphis 27	New Orleans
Alabama 30, Colorado 24	Independence
Kentucky 35, FSU 28	Music City
Auburn 23, Clemson 20 (OT)	Chick-fil-A
Tennessee 21, Wisconsin 17	Outback
Michigan 41, Florida 35	Capital One
Georgia 41, Hawaii 10	Sugar
LSU 38, Ohio State 24	BCS

2007 opponents are in **bold**

THE STADIUM...

ATTENDANCE NOTES

■ In 2007, Florida ranked eighth nationally in average attendance with a total of 90,388.

■ The attendance of 90,716 for the Tennessee game on Sept. 17, 2005 established a school record. The previous school record of 90,707 was set against Wyoming in the 2005 season opener on Sept. 3. The school-record-setting crowd was the largest ever to watch a football game in the state of Florida. The state has hosted 13 Super Bowls, two BCS national title games and has featured a team that went on to win at least a share of the national title in a bowl game 18 times.

■ The attendance for the '05 season opener (90,707) was the largest opening-day crowd in Florida history. The previous record was 90,011 against San Jose State in the 2003 opener. The Gators opened the 2004 season against Eastern Michigan in front of a crowd of 90,009.

■ The attendance of Florida's game at Tennessee (109,061) on Sept. 18, 2004, was the largest ever to see a Gator team play.

■ The attendance for the 2004 Florida-Georgia game was an Alltel Stadium record (84,753). The previous record of 84,433 was set at the Florida-Georgia game in 2002.

■ The Gators have ranked among the nation's top-15 schools in average home attendance in each of the last 26 years (1982-2007) and have ranked among the nation's top-nine schools in each of the last 17 years (1991-2007).

■ UF's average of 90,409 fans per home game in 2006 ranked as the best single-season mark in school history. The mark bettered that of the 2005 season, in which the Gators averaged 90,406.

■ Florida maintains a current streak of 116-consecutive home sellouts dating back to the 1989 season. Here is where UF ranks nationally for current consecutive sellouts:

- 1. Nebraska 289
- 2. Notre Dame 199
- 3. Michigan 147
- 4. **FLORIDA**..... 116

BEN HILL GRIFFIN STADIUM AT FLORIDA FIELD "THE SWAMP"

■ A look at the Gators at home since 1990:
 Overall: 100-12
 SEC: 55-8
 SEC East: 33-2
 SEC West: 22-6
 Non-Conference: 45-4
 Top-25 Teams: 21-10
 Top-10 Teams: 11-6
 Top-5 Teams: 8-4
 Unranked Teams: 78-2
 At Night (6 p.m. or later) 33-3

■ Florida's home winning percentage of .893 (100-12) ranks second-best in the nation since 1990.

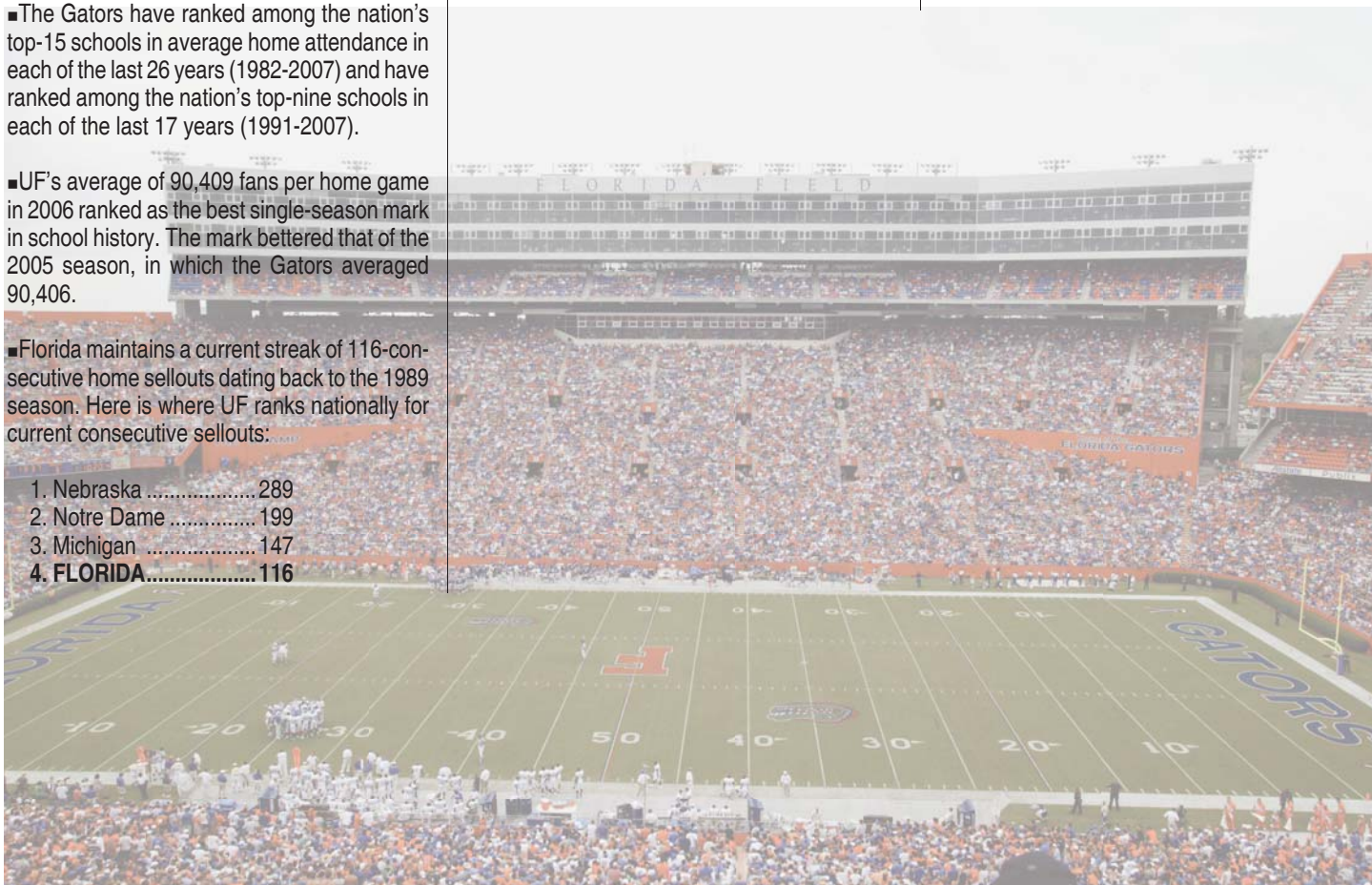
■ The Gators had two significant streaks at "The Swamp" in the 1990s: a 23-game win streak from 1990-93 and a 30-game streak from 1994-99. In 110 home games since 1990, UF has scored 30 or more points **79** times and has held its opponent to 14 or less points **60** times.

■ Since 1990, UF has outscored its opponents at "The Swamp" by a combined total of 4,532-1,752 (an average of 40.5 to 15.6 for an average victory margin of 24.7).

■ Since 1990, Florida has lost only six times at home to a team ranked below the top five.

HOME RECORDS SINCE 1990

- 1. Florida State 89-10-1895
- 2. **FLORIDA**..... **100-12** **.893**
- 3. Nebraska 107-14884
- 4. Kansas State 100-17-1852
- 5. Texas A&M 92-20-1819



RECORDS WATCH...

SEC Rushing Touchdowns (Season)

1. 23 _____ Tim Tebow, Florida, 2007
2. 19 _____ Garrison Hearst, Georgia, 1992
- 19 _____ Shaun Alexander, Alabama, 1999
- 19 _____ LaBrandon Toefield, LSU, 2001
5. 18 _____ Herschel Walker, Georgia, 1981

UF Rushing Touchdowns (Season)

1. 23 _____ Tim Tebow, 2007
2. 14 _____ Emmitt Smith, 1989
- 14 _____ Buford Long, 1952
4. 13 _____ Fred Taylor, 1997
- 13 _____ Emmitt Smith, 1987
6. 12 _____ Tommy Durrance, 1969
7. 11 _____ Earnest Graham, 2002
- 11 _____ Errict Rhett, 1993
9. 10 _____ Ciatrick Fason, 2004
- 10 _____ Errict Rhett, 1991

SEC Quarterback

Rushing Touchdowns (Season)

1. 23 _____ Tim Tebow, Fla., 2007
2. 13 _____ John Bond, Miss. State, 1983
- 13 _____ Derrick Ramsay, Kentucky, 1977
- 13 _____ Andy Johnson, Georgia, 1971

NCAA Record: 23 _____ Tim Tebow, Florida, 2007
22 _____ Chance Harridge, Air Force, 2002

UF Quarterback

Rushing Touchdowns (Season)

1. 23 _____ Tim Tebow, 2007
2. 8 _____ Tim Tebow, 2006
- 8 _____ Jimmy Fisher, 1976

UF TD Responsibility (Season)

1. 55 _____ Tim Tebow, 2007 (32 pass, 23 run)
2. 41 _____ Danny Wuerffel, 1996 (39 pass, 2 run)
3. 39 _____ Rex Grossman, 2001 (34 pass, 5 run)
4. 37 _____ Danny Wuerffel, 1995 (35 pass, 2 run)
5. 31 _____ Chris Leak, 2004 (29 pass, 2 run)
6. 30 _____ Shane Matthews, 1991 (28 pass, 1 run, 1 rec.)
7. 27 _____ Shane Matthews, 1990 (23 pass, 4 run)
8. 26 _____ Chris Leak, 2005 (20 pass, 6 run)
- 26 _____ Chris Leak, 2006, (23 pass, 3 run)

SEC TD Responsibility (Season)

1. 55 _____ Tim Tebow, 2007, UF (32 pass, 23 run)
2. 41 _____ Danny Wuerffel, UF, 1996 (39 pass, 2 run)
3. 40 _____ Tim Couch, UK, 1997 (37 passing, 3 run)
4. 39 _____ Rex Grossman, UF, 2001 (34 passing, 5 run)
- 39 _____ Peyton Manning, UT, 1997 (36 passing, 3 run)
6. 37 _____ Danny Wuerffel, UF, 1995 (35 pass, 2 run)
- 37 _____ Tim Couch, UK, 1998 (36 pass, 1 run)
8. 32 _____ Eli Manning, Miss., 2003 (29 pass, 3 rush)
- 32 _____ Andre' Woodson, UK, 2006 (31 pass, 1 run)
- 10.31 _____ Eli Manning, Miss., 2001 (all pass)
- 31 _____ Chris Leak, UF, 2004 (29 pass, 2 run)


UF Rushing Touchdowns (Career)

1. 36 _____ Emmitt Smith, 1987-89
2. 34 _____ Errict Rhett, 1990-93
3. 33 _____ Earnest Graham, 1999-02
4. 31 _____ Fred Taylor, 1994-97
4. 31 _____ Tim Tebow, 2006-Present
6. 30 _____ Neal Anderson, 1982-85
7. 25 _____ DeShawn Wynn, 2003-06
- 25 _____ Buford Long, 1950-52
9. 24 _____ Larry Smith, 1966-68
10. 18 _____ Tommy Durrance, 1969-71

UF Total Offense (Season)

1. 4,181 _____ Tim Tebow, 2007, 3,286 pass, 895 run
2. 3,904 _____ Rex Grossman, 2001, 3,896 pass, 8 run
3. 3,525 _____ Danny Wuerffel, 1996, 3,625 pass, 100 run
4. 3,337 _____ Rex Grossman, 2002, 3,402 pass, -65 run

TIM TEBOW



5. 3,276 _____ Chris Leak, 2004, 3,197 pass, 79 run
6. 3,176 _____ Shane Matthews, 1992, 3,205 pass, -29 run
7. 3,140 _____ Shane Matthews, 3,130 pass, 10 run
8. 3,125 _____ Danny Wuerffel, 1995, 3,266 pass, -141 run
9. 2,972 _____ Chris Leak, 2006, 2,942 pass, 30 run
10. 2,925 _____ Shane Matthews, 1990, 2,925 pass, -27 run

UF Total Offense by YPG (Season)

1. 354.9 _____ Rex Grossman, 2001
2. 321.6 _____ Tim Tebow, 2007
3. 293.8 _____ Danny Wuerffel, 1996

UF Total Offense (Game)

1. 466 _____ Wuerffel vs. Ark, 1996, 462 pass, 4 run
2. 463 _____ Grossman vs. LSU, 2001, 464 pass, -1 run
3. 460 _____ Kresser vs. N. Illinois, 1995, 458 pass, 2 run
4. 442 _____ Johnson vs. Vandy, 1998, 460 pass, -18 run
5. 428 _____ Wuerffel vs. Miss. St., 1993, 449 pass, -21 run
6. 427 _____ Tebow vs. Ole Miss, 2007, 261 pass, 166 run
7. 424 _____ Tebow vs. USC, 2007 304 pass, 120 run
8. 418 _____ Dean vs. SW Louis., 1993, 448 pass, -13 run
9. 416 _____ Grossman vs. UGA, 2001, 407 pass, 9 run
10. 407 _____ Wuerffel vs. FSU, 1995, 443 pass, -36 run

UF Rushing Yds. by a QB (Career)

1. 1,364 _____ Tim Tebow, 2006-Present
2. 785 _____ Larry Libetore, 1960-62

UF Rushing Yds. by a QB (Game)

1. 166 _____ Tim Tebow, at Ole Miss 2007
2. 120 _____ Tim Tebow, at South Carolina, 2007
3. 109 _____ Larry Rentz, vs. Tulane, 1967

UF Rushing TDs in Consecutive Games

1. 15 _____ Tim Tebow, 2006-Present
2. 7 _____ Errict Rhett, 1991-92 Seasons

UF Passing Efficiency (Season)

1. 178.4 _____ Danny Wuerffel, 1995
2. 172.5 _____ Tim Tebow, 2007
3. 170.8 _____ Rex Grossman, 2001
4. 170.6 _____ Danny Wuerffel, 1996
5. 161.8 _____ Rex Grossman, 2000

UF Passing Touchdowns (Season)

1. 39 _____ Danny Wuerffel, 1996
2. 35 _____ Danny Wuerffel, 1995
3. 34 _____ Rex Grossman, 2001
4. 32 _____ Tim Tebow, 2007
5. 29 _____ Chris Leak, 2004
6. 28 _____ Shane Matthews, 1991
7. 24 _____ John Reaves, 1969
8. 23 _____ Shane Matthews, 1992
- 23 _____ Shane Matthews, 1990
- 23 _____ Chris Leak, 2006

UF 200-Yard Passing Games (Season)

1. 11 _____ Rex Grossman, 2001
- 11 _____ Danny Wuerffel, 1996
- 11 _____ Shane Matthews, 1991
4. 10 _____ Tim Tebow, 2007
- 10 _____ Chris Leak, 2004
- 10 _____ Rex Grossman, 2002
- 10 _____ Danny Wuerffel, 1995
- 10 _____ Shane Matthews, 1992
- 10 _____ John Reaves, 1970
- 10.9 _____ Doug Johnson, 1999
- 9 _____ Shane Matthews, 1990

UF Touchdowns (Season)

1. 23 _____ Tim Tebow, 2007
2. 18 _____ Reidel Anthony, 1996
- 18 _____ Tommy Durrance, 1969
4. 17 _____ Chris Doering, 1995
5. 16 _____ Edgar Jones, 1925
- 16 _____ Jack Jackson, 1994

UF Points (Season)

1. 138 _____ Tim Tebow, 2007
2. 110 _____ Tommy Durrance, 1969
3. 108 _____ Edgar Jones, 1925

UF Points (Game)

1. 30 _____ Tim Tebow, vs. USC, 2007
1. 30 _____ Tim Tebow, vs. Florida State, 2007
2. 24 _____ 8 different player 9 times

UF TD Responsibility (Game)

1. 7 _____ T. Tebow, vs. USC, 2007 (2 pass, 5 run)
- 7 _____ D. Johnson, vs. C. Mich, 1997 (7 pass)
- 7 _____ D. Wuerffel, vs. UT, 1995 (6 pass, 1 run)
- 7 _____ T. Dean, vs. N.M. State, 1994 (7 pass)

UF Rushing Touchdowns (Game)

1. 5 _____ Tim Tebow, USC, 2007
2. 4 _____ Jesse Palmer, UK, 2000
- 4 _____ Fred Taylor, FSU, 1997
- 4 _____ Rammy Ramsdell, Mercer, 1915
- 4 _____ T. Owens, Mercer, 1928

ANDRE CALDWELL



UF Receptions (Career)

1. 185 _____ Andre Caldwell, 2003-2007
2. 172 _____ Carlos Alvarez, 1969-71
3. 162 _____ Willie Jackson, 1990-93
4. 153 _____ Errict Rhett, 1990-93
5. 151 _____ Dallas Baker, 2003-06
6. 149 _____ Chris Doering, 1992-95
7. 143 _____ Jack Jackson, 1992-95
8. 141 _____ Reche Caldwell, 1999-01
9. 138 _____ Jabar Gaffney, 2000-01
10. 133 _____ Taylor Jacobs, 1999-02

UF Receiving Yards (Career)

1. 2,563 _____ Carlos Alvarez, 1969-71
2. 2,375 _____ Jabar Gaffney, 2000-01
3. **2,349** _____ Andre Caldwell, 2003-2007
4. 2,274 _____ Reidel Anthony, 1994-96
5. 2,266 _____ Jack Jackson, 1992-94
6. 2,236 _____ Dallas Baker, 2003-06
7. 2,214 _____ Ike Hilliard, 1994-96
8. 2,181 _____ Jacquez Green, 1995-97
9. 2,172 _____ Willie Jackson, 1990-93
10. 2,107 _____ Chris Doering, 1992-95

PERCY HARVIN



UF Rushing Yards by a WR (Career)

1. 1,192 _____ Percy Harvin, 2006-Present
2. 356 _____ Wes Chandler, 1976-77

UF Rushing Yards by a WR (Season)

1. 764 _____ Percy Harvin, 2007
2. 428 _____ Percy Harvin, 2006
3. 353 _____ Wes Chandler, 1977


JOEY IJJAS



UF PATs Made (Season)

1. 72 _____ Joey IJJAS (73 att.)
2. 71 _____ Bart Edmiston, 1995 (71 att.)
3. 65 _____ Judd Davis, 1994 (65 att.)
4. 64 _____ Bart Edmiston, 1996 (66 att.)
5. 51 _____ Judd Davis, 1993 (53 att.)

BRANDON JAMES



UF Punt Return Yards (Career)

1. 860 _____ Keiwan Rattliff, 2000-03
2. 766 _____ Jacquez Green, 1995-97
3. 631 _____ Ivory Curry, 1980-82
4. 617 _____ Brandon James, 2006-Present
5. 589 _____ Ricky Nattiel, 1983-86

UF Punt Return Yards (Season)

1. 392 _____ Jacquez Green, 1997 (27 returns)
2. 370 _____ Brandon James, 2006 (34 returns)
3. 354 _____ Tyson Sever, 1972 (35 returns)
4. 346 _____ Ricky Nattiel, 1984 (22 returns)

UF Punt Return Yards (Game)

1. 155 _____ Brandon James, 2006 vs. W. Carolina
2. 145 _____ Jacquez Green, 1996, vs. Kentucky

UF Kick Return Yards (Season)

1. 841 _____ Brandon James, 2007
2. 666 _____ Kerry Watkins, 1986

UF Kick Return Avg. (Season min. 10)

1. 28.2 _____ Jack Jackson, 1993
2. 28.0 _____ Brandon James, 2007

HEAD COACH URBAN MEYER...

THE MEYER FILE

- 21 years collegiate coaching experience (Florida, Ohio State, Illinois State, Colorado State, Notre Dame, Bowling Green, Utah)
 - Participated in 12 bowl games (all as a coach)

PERSONAL

Birthdate: July 10, 1964
 Hometown: Ashtabula, Ohio
 Alma Mater: Cincinnati (1986); Ohio State (1988)
 Family: Wife, Shelley; children, Nicole, Gigi, Nathan

COACHING EXPERIENCE

Florida
 2005-Present..... Head Coach

Utah
 2003-04 Head Coach

Bowling Green
 2001-02 Head Coach

Notre Dame
 1996-2000 Wide Receivers

Colorado State
 1990-95 Wide Receivers

Illinois State
 1989.....Quarterbacks/Wide Receivers

Illinois State
 1988.....Outside Linebackers

Ohio State
 1987.....Receivers (Grad. Assistant)

Ohio State
 1986.....Tight Ends (Grad. Assistant)

PLAYING EXPERIENCE

Lettered as a defensive back at the University of Cincinnati...A 13th-round pick in the 1982 Major League Baseball June Amateur Draft as a short-stop...Played two years in the Atlanta Braves' organization...Spent the summer of 1982 with Sarasota of the Rookie League and played for Pulaski (Va.) a Class A team in 1983.

THE COACHING STAFF

Charlie StrongAsst. Head Coach/
Co-Defensive Coord./LB
 Greg Mattison Co-Defensive Coord./DL
 *Chuck HeaterRecruiting Coord./CB
 Doc HollidayAssoc. Head Coach/Safeties
 *Dan Mullen Offensive Coord./QB
 Billy Gonzales.....WR
 John Hevesy.....OL
 *Steve Addazio.....TE
 Stan Drayton.....RB
 * - In press box on game day.

TOP WINNING PCT. OF ACTIVE HEAD COACHES

Rank	Coach	School	Record	Winning Pct.
1.	Pete Carroll	Southern California	76-14	.844
2.	Bob Stoops	Oklahoma	97-22	.815
3.	Urban Meyer	Florida	70-16	.814
4.	Mark Richt	Georgia	72-19	.791
5.	Phillip Fulmer	Tennessee	147-45	.766
6.	Bobby Bowden	Florida State	373-119-4	.756
7.	Lloyd Carr	Michigan	122-40	.753
8.	Joe Paterno	Penn State	372-125-3	.747
9.	Steve Spurrier	South Carolina	163-56-2	.742
10.	Jim Tressel	Ohio State	208-73-2	.739
11.	Paul Johnson	Navy	107-39	.733
12.	Brian Kelly	Cincinnati	145-54-2	.726
13.	Dan Hawkins	Colorado	100-40-1	.7127
14.	Gary Patterson	TCU	62-25	.7126
15.	Butch Davis	North Carolina	55-28	.663

FINAL NATIONAL AND CONFERENCE RANKINGS UNDER URBAN MEYER FIRST OR SECOND CONFERENCE RANKING AND TOP 50 NATIONALLY

Year	Category	League Rank	National Rank
2006	Rushing Defense (72.50)	1	5
	Total Offense (396.07)	2	19
	Scoring Offense (29.71)	2	23
	Pass Efficiency Defense (98.31)	2	4
	Total Defense (255.43)	2	6
	Scoring Defense (13.50)	2	6
	Net Punting (37.69)	2	12
	Rushing Offense (160.0)	2	38
	Passing Efficiency (150.45)	3	14
	Turnover Margin (.36)	4	37
	Passing Offense (236.07)	5	28
	Sacks (2.43)	5	35
	Punt Returns (10.18)	6	43
Pass Defense (182.93)	6	33	
Sacks Allowed (1.64)	6	42	
2005	Turnover Margin (+1.50)	1	3
	Total Defense (299.8)	4	9
	Net Punting (38.1)	4	9
	Rushing Defense (94.9)	4	10
	Sacks (2.75)	5	25
2004	Total Offense (499.7)	1	3
	Scoring Offense (45.3)	1	3
	Passing Efficiency (173.4)	1	3
	Turnover Margin (+1.25)	1	3
	Net Punting (40.8)	1	3
	Kick Return (26.2)	1	5
	Pass Efficiency Defense (108.9)	1	24
	Rushing Offense (236.1)	2	13
	Passing Offense (263.7)	2	19
	Scoring Defense (19.5)	2	22
Total Defense (343.4)	2	39	
Punt Returns (10.9)	2	40	
Pass Defense (203.3)	2	45	
2003	Kick Returns (28.2)	1	1
	Turnover Margin (+0.75)	2	15
	Scoring Defense (19.1)	2	19
	Pass Efficiency (141.7)	2	21
	Pass Efficiency Defense (111.0)	2	27
2002	Scoring Offense (40.8)	1	3
	Turnover Margin (+0.75)	1	21
	Rushing Offense (219.1)	2	11
	Pass Efficiency Defense (113.8)	2	38
	Total Offense (448.9)	3	9
2001	Turnover Margin (+1.55)	1	3
	Rushing Defense (86.3)	1	4
	Total Defense (319.6)	1	21
	Scoring Defense (19.6)	1	22
	Punt Returns (10.3)	1	42

YEAR-BY-YEAR TEAM OFFENSIVE STATS BY MEYER-COACHED TEAMS

	2001	2002	2003	2004	2005	2006	2007
Points/PPG	333/30.2	490/40.8	344/28.7	544/44.3	343/28.6	416/29.7	552/42.5
First Downs	234	294	241	305	245	285	305
First Downs Rushing	102	152	122	145	105	117	153
First Downs Passing	114	127	107	136	124	152	141
Rushing Yards	1,896	2,629	1,926	2,833	1,761	2,240	2,602
Avg. Per Rush	3.8	5.3	3.6	5.4	3.9	4.7	5.3
TDs Rushing	19	34	32	36	19	24	39
Avg. Rush Yds./Game	166.9	219.1	160.5	236.1	146.8	160.0	200.2
Passing Yardage	2,387	2,758	2,568	3,164	2,720	3,305	3,341
Att.-Comp.-Int.	340-207-13	398-227-11	328-203-5	344-232-5	385-241-7	399-255-14	361-240-6
Avg. Pass Yds./Game	217.0	229.8	214.0	263.7	226.7	236.1	257.0
Passing TDs	21	27	17	33	20	29	32
Total Offense	4,223	5,387	4,494	5,997	4,481	5,545	5,943
Avg. Per Play	5.1	6.0	5.1	6.9	5.3	6.3	7.0
Avg. Per Game	383.9	448.9	374.5	499.8	373.4	396.1	457.2

HEAD COACH URBAN MEYER...

URBAN MEYER SUPERLATIVES

TEAM GAME HIGHS

Points.....	72, Ohio (10/5/02)
First Downs	37, Ohio (10/5/02)
Rushes	58, Kent State (10/6/01)
Yards Rushing	354, BYU (11/20/04)
Yards Per Rush	8.3, W. Carolina (11/18/06)
TD Rushes	5, Ohio (10/5/02)
.....	at Air Force (11/01/03)
.....	Air Force (9/25/04)
.....	BYU (11/20/04)
.....	Western Carolina (11/18/06)
.....	Troy (9/8/07)
.....	South Carolina (11/10/07)
Pass Attempts	53, at Northwestern (11/17/01)
.....	N. Illinois (11/9/02)
Pass Comp.....	36 at Northwestern (11/17/01)
Yards Passing	472 at Northwestern (11/17/01)
Yards Per Pass.....	21.4, Tennessee, (9/15/07)
TD Passes	5, Ohio (10/05/02)
.....	Eastern Michigan (11/23/02)
.....	at San Diego State (10/30/04)
Total Plays	100, vs. Kent State (10/06/01)
Total Offense	692, Ohio (10/05/02)
Yards Per Play	10.0, W. Carolina (11/18/06)
Sacks By	9, Pittsburgh (1/01/05)
Penalties.....	14, at Ole Miss (9/22/07)
.....	LSU (10/7/06)
Penalty Yards	130, Colorado State (11/06/04)
Turnovers	5 at Western Michigan (10/13/01)
Interceptions By	4 at Kent State (11/02/02)
Punts	10 at LSU (10/15/05)
Fumbles	9 at Texas A&M (9/6/03)
Fumbles Lost	3 at Texas A&M (9/6/03)
Forced Fumbles	7, Kent State (10/6/01)
Fumbles Recovered	4, Kent State (10/6/01)
.....	Toledo (11/23/01)
.....	at Colorado State (9/27/03)
.....	at Southern Miss (12/31/03)
Time of Possession	43:34,
.....	vs. Kent State (10/6/01)
Points, First Quarter	28 points
.....	10/23/04 vs. UNLV W (63-28)
Points, Second Quarter	35 points
.....	9/24/05, at Kentucky (49-28)
Points, Third Quarter	21 points
.....	11/23/04 vs. UNLV W (63-28)
.....	1/1/05 vs. Pittsburgh (Tempe) W (35-7)
Points, Fourth Quarter	29 points
.....	11/17/01 at Northwestern W (43-42)
Points, Half	49 points
.....	9/24/05, at Kentucky (49-28)
.....	9/8/07, vs. Troy (59-31)
Points, First Half	49 points
.....	9/24/05, at Kentucky (49-28)
.....	9/8/07, vs. Troy (59-31)
Points, Second Half	35 points
.....	10/5/02 vs. Ohio W (72-21)
.....	11/23/02 vs. Eastern Michigan W (63-21)

INDIVIDUAL GAME HIGHS

Rushes	36, Brandon Warfield
.....	at Texas A&M (9/6/03)
Yards Rushing	181, Brandon Warfield
.....	at Texas A&M (9/6/03)
TD Rushes	5, Tim Tebow
.....	vs. South Carolina (11/10/07)
Long Rush	92, Steve Savoy
.....	vs. BYU (11/20/04)
Pass Attempts	52, Josh Harris
.....	vs. N. Illinois (11/9/02)
Pass Completions	32, Chris Leak
.....	vs. Vanderbilt (11/5/05)
Yards Passing	402, Josh Harris
.....	at Northwestern (11/17/01)
TD Passes	5, Alex Smith
.....	at San Diego State (10/30/04)
Long Pass	80, Chris Leak
.....	vs. Louisiana Tech (9/10/05)
Receptions.....	15, Paris Warren
.....	vs. Pittsburgh (1/1/05)
Yards Receiving	215, Robert Redd
.....	at Marshall (9/29/01)
TD Receptions	3, Robert Redd vs. Ohio (10/5/02)
.....	Paris Warren vs. Colorado State (11/6/04)
.....	Chad Jackson vs. Wyoming (9/3/05)
.....	Riley Cooper vs. W. Carolina (11/18/06)
Long Reception	80, Chad Jackson
.....	vs. Louisiana Tech (9/10/05)
Field Goals	3, David Carroll
.....	at San Diego State (10/30/04)
.....	3, Chris Hetland
.....	vs. Tennessee (9/18/05)
Long Field Goal	47, Chris Hetland
.....	vs. Wyoming (9/4/05)
Punts	10, Eric Wilbur
.....	at LSU (10/15/05)
Punting Average.....	52.0, Eric Wilbur
.....	vs. Kentucky (9/23/06)
Long Punt	68, Matt Kovacevich
.....	at Utah State (9/18/04)
Long Punt Return	83, Brandon James
.....	vs. Tennessee (9/15/07)
Long Kickoff Return	90, Morgan Scalley
.....	vs. UNLV (10/23/04)
Tackles	18, Chris Haneline
.....	at Northwestern (11/17/01)
Sacks	3, Brandon Hicks
.....	at Marshall (9/29/01)
.....	Tommy Hackenbruck
.....	vs. Pittsburgh (1/1/05)
.....	Derrick Harvey
.....	vs. Ohio State (1/8/07)
.....	Marques Ledbetter
.....	vs. Oregon (10/3/03)
.....	Jarvis Moss
.....	at LSU (10/15/05)
Tackles For Loss	4, Brandon Spikes
.....	vs. Auburn (9/29/07)
Interceptions	2, Janssen Patton
.....	at Missouri (9/1/01)
.....	Karl Rose
.....	at Ohio (11/10/01)
.....	Chad Long
.....	at Northwestern (11/17/01)
.....	Morgan Scalley
.....	vs. Colorado State (11/6/04)
.....	Earl Everett
.....	at Kentucky (9/24/05)
.....	Reggie Nelson
.....	at Tennessee (9/16/06)
.....	Ryan Smith
.....	vs. Alabama (9/30/06) and LSU (10/07/06)

URBAN MEYER WEEK-BY-WEEK IN THE POLLS

DATE	AP	COACHES	BCS	HAR
Oct. 13, 2002	25	23	NP*	
Oct. 20, 2002	24	22	NR*	
Oct. 27, 2002	21	18	NR	
Nov. 3, 2002	20	16	NR	
Nov. 10, 2002	NR	25	NR	
Oct. 19, 2003	24	23	NR	
Nov. 16, 2003	NR	NR	NR	
Nov. 23, 2003	NR	NR	24	
Nov. 30, 2003	NR	NR	23	
Dec. 7, 2003	25	25	22	
Jan. 4, 2004	21	21	NP	
Aug. 1, 2004	NP	21	NP	
Aug. 15, 2004	20	NP	NP	
Aug. 29, 2004	NP	19	NP	
Sept. 5, 2004	17	16	NP	
Sept. 12, 2004	15	14	NP	
Sept. 19, 2004	14	14	NP	
Sept. 26, 2004	14	14	NP	
Oct. 3, 2004	11	11	NP	
Oct. 10, 2004	11	10	NP	
Oct. 17, 2004	9	10	7	
Oct. 24, 2004	9	10	6	
Oct. 31, 2004	7	8	6	
Nov. 7, 2004	7	8	7	
Nov. 14, 2004	5	6	6	
Nov. 21, 2004	5	6	6	
Nov. 28, 2004	5	6	6	
Dec. 5, 2004	5	6	6	
2004 Final Poll	4	5	NP*	
Preseason 2005	10	11	NP*	
Week 1	10	10	NP	
Week 2	6	7	NP	
Week 3	5	5	NP	
Week 4	5	5	NP	4
Week 5	13	15	NP	15
Week 6	11	13	NP	12
Week 7	18	19	20	19
Week 8	16	18	19	17
Week 9	13	15	16	15
Week 10	12	12	13	13
Week 11	20	20	22	20
Week 12	19	19	23	19
Week 13	17	18	17	18
Week 14	16	18	17	17
2005 Final Poll	12	16	NP	NP
Preseason 2006	7	8	NP	NP
Week 1	7	7	NP	NP
Week 2	7	6	NP	NP
Week 3	5	5	NP	NP
Week 4	5	5	NP	6
Week 5	5	5	NP	5
Week 6	2	3	NP	3
Week 7	9	10	6	9
Week 8	9	8	6	9
Week 9	7	7	4	7
Week 10	6	6	4	6
Week 11	3	3	4	4
Week 12	4	4	4	4
Week 13	4	4	4	4
Week 14	2	2	2	2
2006 Final Poll	1	1	NP	NP
Preseason 2007	6	3	NP	NP
Week 1	4	3	NP	NP
Week 2	5	3	NP	NP
Week 3	3	3	NP	NP
Week 4	4	3	NP	4
Week 5	9	7	NP	8
Week 6	13	14	NP	13
Week 7	14	14	15	14
Week 8	T-9	11	11	9
Week 9	18	17	20	16
Week 10	17	18	15	17
Week 11	14	14	12	14
Week 12	12	12	12	11
Week 13	10	11	10	11
Week 14	9	12	12	11
2007 Final Poll	13	16	NP	NP

*NP * No Poll; NR * Not Ranked

LEGENDARY STATUS...

THE ONLY SCHOOL IN THE NATION TO:

- One of three schools in major college history, and the only one in the SEC, to win at least nine games for a period of 12-consecutive years (1990-2001).

- One of six schools in major college history to win 100 games during a decade (102 wins in the 1990s).

- The only school in modern major college history to score 500 or more points for a period of four-straight years (1993-96).

- In the history of the NFL Draft, Florida and Miami (Fla.) hold the distinction of being the only schools represented for the most consecutive years in the first-round of the Draft. From 1983-91, UF had at least one first-round draft choice for nine-straight seasons. Miami's 13-year streak, which began in 1995, is active.

- One of only four schools in the nation to have multiple recipients of the Draddy Trophy, which is presented by the National Football Foundation and College Hall of Fame to the nation's top football scholar-athlete.

- The only school in the nation that can boast of a Heisman Trophy recipient (Danny Wuerffel), who also received the Draddy Trophy, which is presented by the National Football Foundation and College Hall of Fame to the country's top football scholar-athlete.

THE ONLY SCHOOL IN THE SEC TO:

- The only school in SEC history, and one of only three in major college history, to win at least 10 games for a period of six-straight years (1993-98).

- Post a perfect 8-0 conference record in back-to-back seasons (1995-96).

- The only school in SEC history, and one of only four schools in major college history, to rank in the top 15 of the final polls in 12-consecutive seasons (1990-2001).

- Its 87-13 SEC record from 1990 to the seventh conference game of 2001 is the best league record over a 100 SEC game-time period in conference history.

- It holds the SEC record for most consecutive seasons (12) with at least six league wins, a streak that doubled the previous record of six set by Alabama from 1961-66.

- One of only two schools in SEC history to win four-consecutive league championships (1993-96).

- Including 2006, Florida has played in eight of the 15 SEC Championship Games and has won seven SEC titles over the last 15 years.

CONSECUTIVE WEEKS IN THE POLLS (ALL-TIME)

Nebraska	347 (1981-2002)
FLORIDA.....	227 (1990-2003)
Florida State	212 (1989-2001)
Alabama	184 (1971-82)
Michigan	160 (1968-80)
Notre Dame	159 (1964-75)
Oklahoma	156 (1971-81)

JANUARY BOWL APPEARANCES SINCE 1993

FLORIDA	14
Florida State	14
Tennessee.....	13
Michigan	12
Ohio State.....	12
Nebraska	9
Penn State.....	9

COLLEGE LEADERS SINCE 1990

MOST TOTAL WINS

Florida State	177
FLORIDA.....	176
Nebraska	173
Tennessee.....	168
Miami (Fla.).....	165

TOP-15 FINISHES

FLORIDA.....	15
Florida State	13
Miami (Fla.).....	12
Tennessee.....	13
Michigan	12
Nebraska	10
Penn State.....	10

TOP-10 FINISHES

FLORIDA.....	11
Florida State	11
Michigan	8
Nebraska	8
Tennessee.....	7

GATORS JOIN

EXCLUSIVE 100-WIN DECADE CLUB

Florida, 102-22-1 during the 1990s, joined an exclusive list of only six major colleges that won 100 games during a decade entirely spent at the I-A level.

1970s

Alabama	103-16-1
Oklahoma	102-13-3

1980s

Nebraska	103-20-0
BYU	102-26-0

1990s

Florida State	109-13-1
Nebraska	108-16-1
FLORIDA.....	102-22-1

FLORIDA & THE NFL...

- The 2007 National Football League season began on Thursday, Sept. 6. All notes below reflect 2007 opening-day totals and the 2007 NFL Draft.

GATORS AND THE NFL DRAFT

- With Jarvis Moss (Denver) and Reggie Nelson (Jacksonville) selected in the first round, Florida had two first-round draft picks for the ninth time in school history. UF had two defensive players taken in the first round for the fourth time in school history.

- Florida led the nation in 2007 with nine former players selected in the NFL Draft and there were 18 members of last year's team either drafted or signed as a free agent. The Gators have led the SEC in total draft selections twice in the last five years. In 2003, eight UF players were chosen.

- Since the inaugural NFL Draft in 1936, a Florida player has been selected in the first-round 37 times, covering 27 separate seasons. It marks the seventh-most number of years for a top pick by any school in the nation.

- One of only two schools to have had at least one first-round draft selection in 18 of the last 25 drafts.

- UF had at least 40 players chosen in the NFL Draft for the decades of 1950, 1960, 1970, 1980 and 1990. UF already has 44 selections from the years 2000-07. The total is one shy of the school record for choices in a decade (45, 1990s).

- The Gators had at least one NFL first-round draft choice for nine-straight seasons (1983-91). This marked the second-longest streak by any college in the history of the draft.

FLORIDA NFL NOTES

- Florida had 31 players on 2007 NFL opening-day rosters, which was the ninth-highest total in the nation. In 2005, UF's 37 players were tied for the second-highest total of any school in the country. Overall, the Gators had 44 players on NFL rosters during the 2006 regular season.

- The Gators had at least one player (including practice squads) on 17 of the 32 NFL teams. Here is the breakdown of former Gators on active NFL rosters: 7 DE, 7 WR, 5 DT, 4 LB, 3 CB, 3 RB, 3 S, 2 TE, 1 FB, 1 G, 1 QB, 1 T.

- Florida's three quarterbacks on 2006 NFL rosters ranked as the second-highest total from any college in the country behind Michigan's four.

- Florida's six wide receivers on 2006 NFL rosters were the second-highest total from any school in the nation. UF's six wide receivers on 2005 NFL rosters tied for the highest total nationally and in 2004 Florida's seven wide receivers on NFL rosters were the most in the country.

Former Gator Emmitt Smith became the NFL's all-time leading rusher on Sunday, Oct. 27, 2002, with an 11-yard run against the Seattle Seahawks in Dallas. Smith surpassed the long-time record held by Walter Payton, who rushed for 16,726 yards.



On April 12, 2003, Florida fans got the opportunity to recognize one of their own as Emmitt Smith was honored at halftime of the 2003 Orange and Blue Spring game.

Smith was a three-time All-American at the University of Florida from 1987-89. He established 58 school records in three seasons, including a career rushing mark of 3,928 yards. Following his junior season with the Gators, Smith was a first-round selection in the 1990 NFL Draft by the Dallas Cowboys. On Friday, Feb. 4, 2005, Smith retired from the NFL. Smith starred for 13 seasons with the Dallas Cowboys and spent his final two seasons with the Arizona Cardinals. He finished his career with 18,355 rushing yards and 164 rushing touchdowns, both of which are the highest totals ever posted in NFL history.

FLORIDA PLAYERS ON 2007 NFL

ROSTERS

Baker, Dallas	Pittsburgh
Brown, Alex	Chicago
Carlisle, Cooper	Denver
Carter, Kevin	Miami
Cohen, Joe	San Francisco
Crowder, Channing	Miami
Davis, Andra	Cleveland
Gaffney, Jabar	New England
Graham, Earnest	Tampa Bay
Grossman, Rex	Chicago
Harris, Steven	Denver
Hill, Reynaldo	Tennessee
Hilliard, Ike	Tampa Bay
Jackson, Chad	New England
Jackson, Darrell	Seattle
Jacobs, Taylor	San Francisco
Johnson, Todd	St. Louis
Kearse, Jevon	Philadelphia
Latsko, Billy	Carolina
Manuel, Marquand	Carolina
McCray, Bobby	Jacksonville
McDonald, Ray	San Francisco
Mincey, Jeremy	Jacksonville
Moss, Jarvis	Denver
Nelson, Reggie	Jacksonville
Peterson, Mike	Jacksonville
Ratliff, Keiwan	Cincinnati
Scott, Ian	Philadelphia
Sheppard, Lito	Philadelphia
Siler, Brandon	San Diego
Starks, Max	Pittsburgh
Taylor, Fred	Jacksonville
Taylor, Travis	Oakland
Thomas, Marcus	Denver
Troupe, Ben	Tennessee
Walker, Aaron	St. Louis
Warren, Gerard	Oakland

Wynn, DeShawn Green Bay

SCHOOLS WITH MOST PLAYERS ON NFL 2007 OPENING-DAY ROSTERS

1. Miami (Fla.)	46
2. Ohio State	44
3. Florida State	41
4. Georgia	37
5. Michigan	36
6. Tennessee	36
7. LSU	32
8. Texas	32
9. FLORIDA	31
10. Auburn	30
Notre Dame	30

CONFERENCES WITH THE MOST PLAYERS ON NFL 2007 OPENING-DAY ROSTERS

1. SEC	263
2. ACC	238
3. Big Ten	234
4. Pac-10	183
5. Big 12	176
6. Big East	84

2007 University of Florida Football Honors
(as of Jan. 25, 2008)

2007 Honors By Agency

Allstate Sugar Bowl

Tim Tebow (Manning Award finalist)

Associated Press

Tim Tebow (All-American First-team)

Tim Tebow (Player of the Year)

Athlon

Derrick Harvey (Preseason All-America Second-team; Preseason All-SEC First-team)

Percy Harvin (Preseason All-SEC First-team, Heisman C-List)

Tony Joiner (Preseason All-SEC Second-team)

Drew Miller (Preseason All-SEC Second-team)

Phil Trautwein (Preseason All-America Third-team; Preseason All-SEC First-team)

Birmingham News

Andre Caldwell (Preseason All-SEC Second-team)

Derrick Harvey (Preseason All-SEC First-team)

Tony Joiner (Preseason All-SEC First-team)

Drew Miller (Preseason All-SEC First-team)

Phil Trautwein (Preseason All-SEC Second-team)

Blue Ribbon

Derrick Harvey (Preseason All-America; Preseason All-SEC)

Drew Miller (Preseason All-SEC)

CBS Sportsline.com

Tim Tebow (Offensive Player of the Year)

Tim Tebow (All-American Team)

Tim Tebow (Preseason All-SEC)

Derrick Harvey (Preseason All-American Second-team; Preseason All-SEC)

Urban Meyer (Preseason SEC Coach of the Year)

College Football News.com

Tim Tebow (All-American First-team)

Brandon James (All-American Honorable Mention)

Brandon Spikes (All-American Honorable Mention)

Maurkice Pouncey (Freshman All-American First-team)

Joe Haden (Freshman All-American First-team)

Major Wright (Freshman All-American First-team)

Aaron Hernandez (Freshman All-American Honorable Mention)

Derrick Harvey (Preseason All-SEC)

Phil Trautwein (Preseason All-SEC)

East-West Shrine Board

Drew Miller (East-West Shrine Bowl Invitee)

ESPN Home Depot College Football Awards

Tim Tebow (Davey O'Brien Award winner)

Tim Tebow (Maxwell Award winner)

Percy Harvin (Biletnikoff Award semifinalist)
Derrick Harvey (Bednarik Award Watch List)
Andre Caldwell (Maxwell Award Watch List)
Percy Harvin (Maxwell Award Watch List)

ESPN.com The Magazine

Tim Tebow (Academic All-American First-team)

ESPN.com

Tim Tebow (All-American team)

Football Writers Association of America

Tim Tebow (All-American team)

Heisman Trophy Trust

Tim Tebow (Heisman Trophy)

Lindy's

Tim Tebow (All-SEC team, Player of the Year)
Percy Harvin (All-SEC team)
Brandon James (All-SEC team)
Derrick Harvey (Preseason All-America First-team; Ranked 2 of top 12 defensive ends;
Preseason All-SEC First-team)
Tim Tebow (Ranked 10 of Top 25 Quarterbacks)
Percy Harvin (Ranked 16 of Top 20 Running Backs; Ranked 2 of 8 All-Purpose athletes;
Preseason All-SEC First-team)
Drew Miller (Ranked 6 of 8 Top Centers; Preseason All-SEC First-team)
Phil Trautwein (Preseason All-SEC Second-team)
Tony Joiner (Preseason All-SEC Second-team)

The Pacific Club Impact Foundation

Derrick Harvey (Lott Trophy Watch List)
Derrick Harvey (Lott Trophy Quarterfinalist)

Phil Steele

Tim Tebow (All-American First-team; All-SEC First-team)
Percy Harvin (All-American Second-team; All-SEC First-team)
Brandon James (All-American First-team; All-SEC First-team as punt returner)
Jim Tartt (All-SEC Second-team)
Brandon Spikes (All-SEC Second-team)
Brandon James (All-SEC Second-team as kick returner)
Andre Caldwell (All-SEC Third-team)
Drew Miller (All-SEC Third-team)
Carlton Medder (All-SEC Third-team)
Cornelius Ingram (All-SEC Honorable Mention)
Chas Henry (All-SEC Honorable Mention)
Tim Tebow (Ranked 19 of Top 65 Quarterbacks; Preseason All-SEC Third-team)
Cornelius Ingram (Ranked 34 of Top 40 Tight Ends; Preseason All-SEC Third-team)
Andre Caldwell (Ranked 9 of Top 66 Wide Receivers; Preseason All-SEC Third-team)
Percy Harvin (Ranked 22 of Top 66 Wide Receivers; Preseason All-SEC First-team)
Drew Miller (Ranked 13 of Top 40 Centers; Preseason All-SEC Third-team)
Jim Tartt (Ranked 22 of Top 60 Guards; Preseason All-SEC Second-team)
Carl Johnson (Ranked 42 of Top 60 Tackles)
Phil Trautwein (Ranked 59 of Top 60 Tackles; Preseason All-SEC Third-team)

Derrick Harvey (Preseason All-American Second-team; Preseason All-SEC First-team; Ranked 3 of Top 60 Defensive Ends)
Tony Joiner (Ranked 18 of Top 43 Strong Safeties; Preseason All-SEC Second-team)
Joe Haden (Ranked 12 of 40 top freshman quarterbacks)
Cameron Newton (Ranked 22 of top 40 freshman quarterbacks)
Chris Rainey (Ranked 15 of top 57 freshman running backs)
Aaron Hernandez (Ranked 1 of top 21 freshman tight ends)
Maurkice Pouncey (Ranked 32 of top 81 freshman offensive linemen)
Torrey Davis (Ranked 2 of top 82 freshman defensive linemen)
Carlos Dunlap (Ranked 4 of top 82 freshman defensive linemen)
Duke Lemmens (Ranked 50 of top 82 freshman defensive linemen)
John Jones (Ranked 54 of top 82 freshman defensive linemen)
Justin Trattou (Ranked 11 of top 65 freshman linebackers)
Brandon Hicks (Ranked 19 of top 65 freshman linebackers)
Major Wright (Ranked 12 of top 75 freshman defensive backs)
Jerimy Finch (Ranked 13 of top 75 freshman defensive backs)
Lorenzo Edwards (Ranked 15 of top 75 freshman defensive backs)
Ahmad Black (Ranked 58 of top 75 freshman defensive backs)

Phipps

Derrick Harvey (Preseason All-SEC First-team)
Drew Miller (Preseason All-SEC First-team)
Phil Trautwein (Preseason All-SEC Second-team)

Rivals.com

Major Wright (Freshman All-American Second-team)
Maurkice Pouncey (Freshman All-American First-team)
Tim Tebow (SEC Offensive Player of the Year, First-team All-American, All-SEC First-team)
Percy Harvin (All-SEC First-team, Second-team All-American)
Brandon James (All-SEC First-team, Second-team All-American)
Cornelius Ingram (All-SEC Second-team)
Jim Tartt (All-SEC Second-team)
Drew Miller (All-SEC Second-team)
Brandon Spikes (All-SEC Second-team)

SI.com

Tim Tebow (All-American First-team)
Tim Tebow (Midseason All-American)

Southeastern Conference Weekly Awards

Tim Tebow (Offensive Player of the Week) Week of Sept. 17, 2007
Tim Tebow (Offensive Player of the Week) Week of Sept. 24, 2007
Tim Tebow (Offensive Player of the Week) Week of Nov. 12, 2007
Jermaine Cunningham (Defensive Lineman of the Week) Week of Nov. 5, 2007
Jermaine Cunningham (Defensive Lineman of the Week) Week of Nov. 22, 2007
Drew Miller (Offensive Lineman of the Week) Week of Nov. 26, 2007
Brandon James (Special Teams Player of the Week) Week of Sept. 10, 2007

Southeastern Conference All-SEC Team (AP)

Tim Tebow (First-team, Offensive Player of the Year)
Percy Harvin – All-Purpose (First-team)
Percy Harvin – Wide Receiver (Second-team)
Brandon Spikes (First-team)
Cornelius Ingram (Second-team)
Brandon James (Second-team)
Drew Miller (Honorable Mention)

Derrick Harvey (Honorable Mention)

Southeastern Conference All-SEC Team (Coaches)

Tim Tebow (First-team)
Brandon Spikes (First-team)
Cornelius Ingram (Second-team)
Carlton Medder (Second-team)
Jim Tartt (Second-team)
Percy Harvin (Second-team)
Derrick Harvey (Second-team)
Brandon James (Second-team)

Southeastern Conference All-Freshman Team (Coaches)

Maurkice Pouncey
A.J. Jones
Joe Haden
Major Wright

Southeastern Conference Fall Academic Honor Roll

Derek Baldry
Jim Barrie
Riley Cooper
Javier Estopinan
Eddie Haupt
Aaron Hernandez
Markus Manson
Kestahn Moore
Jonathan Phillips
Wondy Pierre-Louis
James Smith
Tim Tebow
Phil Trautwein
Paul Wilson
Telly Concepcion
Andrew Fritze
Brad Hiers
Joey Ijjas
Andrew Johnson
Bobby Kane
Chris Pintado
Vernon Shelton
Joey Sorrentino
Cody Worton

Southeastern Conference Preseason All-SEC Team (Coaches)

Derrick Harvey (First-team)
Drew Miller (First-team)
Tony Joiner (Second-team)
Phil Trautwein (Second-team)
Andre Caldwell (Third-team)
Percy Harvin (Third-team)

Southeastern Conference Preseason All-SEC Team (Media)

Derrick Harvey (First-team)
Phil Trautwein (First-team)
Percy Harvin (Second-team)

Cornelius Ingram (Second-team)
Tony Joiner (Second-team)
Drew Miller (Second-team)

Sporting News

Tim Tebow (All-American First-team)
Percy Harvin (All-American First-team)
Brandon James (All-American Second-team)
Joe Haden (Freshman All-American Honorable Mention)
Major Wright (Freshman All-American Honorable Mention)
Maurkice Pouncey (Freshman All-American Second-team)
Derrick Harvey (Preseason All-American Second-team, All-SEC First-team)
Percy Harvin (Preseason All-SEC First-team)
Phil Trautwein (Preseason All-SEC First-team)
Tony Joiner (Preseason All-SEC First-team)
Andre Caldwell (Preseason All-SEC Second-team)
Drew Miller (Preseason All-SEC Second-team)
A.J. Jones (Preseason SEC Defensive Newcomer of the Year)
Maurkice Pouncey (SEC All-Freshman team)
Joe Haden (SEC All-Freshman team)

Street & Smith's

Phil Trautwein (Preseason All-SEC)
Derrick Harvey (Preseason All-SEC)

The Ted Hendricks Foundation

Derrick Harvey (Defensive Lineman of the Year Midseason Watch List)

Walter Camp Foundation

Tim Tebow (All-American)
Tim Tebow (National Offensive Player of the Week) Week of Sept. 17, 2007
Tim Tebow (National Offensive Player of the Week) Week of Nov. 11, 2007
Tim Tebow (Finalist for Player of the Year award)

2007 Honors By Player

Derek Baldry

Fall Academic Honor Roll (Southeastern Conference)

Jim Barrie

Fall Academic Honor Roll (Southeastern Conference)

Ahmad Black

Ranked 58 of top 75 freshman defensive backs (Phil Steele)

Andre Caldwell

All-SEC Third-team (Phil Steele)

Preseason All-SEC Third-team (SEC Coaches)

Preseason All-SEC Second-team (Birmingham News)

Preseason All-SEC Second-team (Sporting News)

Ranked 9 of Top 66 Wide Receivers (Phil Steele)

Preseason All-SEC Third-team (Phil Steele)

Maxwell Award Watch List (ESPN Home Depot College Football Awards)

Telly Concepcion

Fall Academic Honor Roll (Southeastern Conference)

Riley Cooper

Fall Academic Honor Roll (Southeastern Conference)

Torrey Davis

Ranked 2 of top 82 freshman defensive linemen (Phil Steele)

Carlos Dunlap

Ranked 4 of top 82 freshman defensive linemen (Phil Steele)

Lorenzo Edwards

Ranked 15 of top 75 freshman defensive backs (Phil Steele)

Javier Estopinan

Fall Academic Honor Roll (Southeastern Conference)

Jerimy Finch

Ranked 13 of top 75 freshman defensive backs (Phil Steele)

Andrew Fritze

Fall Academic Honor Roll (Southeastern Conference)

Joe Haden

Freshman All-American Honorable Mention (Sporting News)

Freshman All-American First-team (CollegeFootballNews.com)

SEC All-Freshman team (Sporting News)

SEC All-Freshman team (Coaches)

Ranked 12 of 40 top freshman quarterbacks (Phil Steele)

Derrick Harvey

All-SEC Honorable Mention (AP)

All-SEC Second-team (Coaches)

Defensive Lineman of the Year Award Watch List (The Ted Hendricks Foundation)

Lott Trophy Watch List (The Pacific Club Impact Foundation)

Lott Trophy Quarterfinalist (The Pacific Club Impact Foundation)

Preseason All-America (Blue Ribbon)
Preseason All-America First-team (Lindy's)
Preseason All-America Second-team (Athlon)
Preseason All-American Second team (Sporting News)
Preseason All-American Second-team (Phil Steele)
Preseason All-SEC First-team (Coaches)
Preseason All-SEC First-team (Media)
Preseason All-SEC First-team (Athlon)
Preseason All-SEC First-team (Birmingham News)
Preseason All-SEC (Blue Ribbon)
Preseason All-SEC First-team (Phipps)
Preseason All-SEC First-team (Sporting News)
Ranked 2 of top 12 defensive ends (Lindy's)
Preseason All-SEC First-team (Lindy's)
Preseason All-SEC First-team (Phil Steele)
Ranked 3 of Top 60 Defensive Ends (Phil Steele)

Percy Harvin

All-American First-team – Wide Receiver (Sporting News)
All-American Second-team (Phil Steele)
All-American Second-team (Rivals.com)
All-SEC First-team – All-Purpose (AP)
All-SEC Second-team – Wide Receiver (AP)
All-SEC Second-team (Coaches)
All-SEC First-team (Phil Steele)
All-SEC team (Lindy's)
All-SEC First-team (Rivals.com)
Biletnikoff Award semifinalist (ESPN Home Depot College Football Awards)
Maxwell Award Watch List (ESPN Home Depot College Football Awards)
Preseason All-SEC First-team (Athlon)
Preseason All-SEC First-team (Sporting News)
Preseason All-SEC First-team (Phil Steele)
Preseason All-SEC Second-team (Media)
Preseason All-SEC Third-team (Coaches)
Ranked 16 of Top 20 Running Backs (Lindy's)
Ranked 2 of 8 All-Purpose Athletes (Lindy's)
Preseason All-SEC First-team (Lindy's)
Ranked 22 of Top 66 Wide Receivers (Phil Steele)

Eddie Haupt

Fall Academic Honor Roll (Southeastern Conference)

Chas Henry

All-SEC Honorable Mention (Phil Steele)

Aaron Hernandez

Fall Academic Honor Roll (Southeastern Conference)
Freshman All-American Honorable Mention (CollegeFootballNews.com)
Ranked 1 of top 21 freshman tight ends (Phil Steele)

Brandon Hicks

Ranked 19 of top 65 freshman linebackers (Phil Steele)

Brad Hiers

Fall Academic Honor Roll (Southeastern Conference)

Cornelius Ingram

All-SEC Second-team (AP)
All-SEC Second-team (Coaches)
All-SEC Honorable Mention (Phil Steele)
Preseason All-SEC Second-team (Media)
Preseason All-SEC Third-team (Phil Steele)
Ranked 34 of Top 40 Tight Ends (Phil Steele)

Brandon James

All-American Second-team (Sporting News)
All-American First-team as punt returner (Phil Steele)
All-SEC First-team as punt returner (Phil Steele)
All-SEC Second-team as kick returner (Phil Steele)
All-American Honorable Mention (CollegeFootballNews.com)
All-SEC Second-team (AP)
All-SEC Second-team (Coaches)
All-SEC team (Lindy's)
All-SEC First-team (Rivals.com)
All-American Second-team (Rivals.com)

Andrew Johnson

Fall Academic Honor Roll (Southeastern Conference)

Carl Johnson

Ranked 42 of Top 60 Tackles (Phil Steele)

Tony Joiner

Preseason All-SEC First-team (Birmingham News)
Preseason All-SEC First-team (Sporting News)
Preseason All-SEC Second-team (Coaches)
Preseason All-SEC Second-team (Media)
Preseason All-SEC Second-team (Athlon)
Preseason All-SEC Second-team (Lindy's)
Ranked 18 of Top 43 Strong Safeties (Phil Steele)
Preseason All-SEC Second-team (Phil Steele)

A.J. Jones

All-SEC Freshman team (Coaches)

John Jones

Ranked 54 of top 82 freshman defensive linemen (Phil Steele)

Bobby Kane

Fall Academic Honor Roll (Southeastern Conference)

Duke Lemmens

Ranked 50 of top 82 freshman defensive linemen (Phil Steele)

Markus Manson

Fall Academic Honor Roll (Southeastern Conference)

Carlton Medder

All-SEC Second-team (Coaches)
All-SEC Third-team (Phil Steele)

Drew Miller

83rd-Annual East-West Shrine Game Invitee (East-West Shrine Board)
All-SEC Honorable Mention (AP)
All-SEC Second-team (Rivals.com)
All-SEC Third-team (Phil Steele)
Offensive Lineman of the Week for Nov. 26, 2007 (Southeastern Conference)
Preseason All-SEC First-team (Birmingham News)
Preseason All-SEC First-team (Coaches)
Preseason All-SEC First-team (Phipps)
Preseason All-SEC (Blue Ribbon)
Preseason All-SEC Second-team (Athlon)
Preseason All-SEC Second-team (Media)
Preseason All-SEC Second-team (Sporting News)
Ranked 6 of 8 Top Centers (Lindy's)
Preseason All-SEC First-team (Lindy's)
Ranked 13 of Top 40 Centers (Phil Steele)
Preseason All-SEC Third-team (Phil Steele)

Kestahn Moore

Fall Academic Honor Roll (Southeastern Conference)

Cameron Newton

Ranked 22 of top 40 freshman quarterbacks (Phil Steele)

Jonathan Phillips

Fall Academic Honor Roll (Southeastern Conference)

Wondy Pierre-Louis

Fall Academic Honor Roll (Southeastern Conference)

Chris Pintado

Fall Academic Honor Roll (Southeastern Conference)

Maurkice Pouncey

Freshman All-American Second-team (Sporting News)
Freshman All-American First-team (CollegeFootballNews.com)
All-SEC Freshman team (Coaches)
Freshman All-American First-team (Rivals.com)
SEC All-Freshman team (Sporting News)
Ranked 32 of top 81 Freshman Offensive Linemen (Phil Steele)

Chris Rainey

Ranked 15 of top 57 freshman running backs (Phil Steele)

Vernon Shelton

Fall Academic Honor Roll (Southeastern Conference)

James Smith

Fall Academic Honor Roll (Southeastern Conference)

Joey Sorrentino

Fall Academic Honor Roll (Southeastern Conference)

Brandon Spikes

All-American Honorable Mention (CollegeFootballNews.com)

All-SEC First-team (AP)
All-SEC First-team (Coaches)
All-SEC Second-team (Rivals.com)

Ryan Stamper

Fall Academic Honor Roll (Southeastern Conference)

Jim Tartt

All-SEC Second-team (Coaches)
All-SEC Second-team (Rivals.com)
All-SEC Second-team (Phil Steele)
Ranked 22 of Top 60 Guards (Phil Steele)
Preseason All-SEC Second-team (Phil Steele)

Tim Tebow

Fall Academic Honor Roll (Southeastern Conference)
Heisman Trophy Award Winner (Heisman Trophy Trust)
Davey O'Brien Award winner (ESPN Home Depot College Football Awards)
Maxwell Award winner (ESPN Home Depot College Football Awards)
Player of the Year (Associated Press)
All-American First-team (Associated Press)
All-American team (Football Writers Association of America)
All-American team (ESPN.com)
Offensive Player of the Year (CBS Sportsline.com)
All-American team (CBS Sportsline.com)
All-American First-team (SI.com)
All-American First-team (Sporting News)
All-American First-team (CollegeFootballNews.com)
All-American First-team (Phil Steele)
Manning Award finalist (Allstate Sugar Bowl)
SEC Offensive Player of the Year (AP)
All-SEC First-team (AP)
All-SEC First-team (Coaches)
All-SEC team (Lindy's)
SEC Player of the Year (Lindy's)
National Offensive Player of the Week for Sept. 17, 2007 (The Walter Camp Foundation)
National Offensive Player of the Week for Nov. 11, 2007 (The Walter Camp Foundation)
Semifinalist for Player of the Year award (The Walter Camp Foundation)
Offensive Player of the Week for Sept. 17, 2007 (Southeastern Conference)
Offensive Player of the Week for Sept. 24, 2007 (Southeastern Conference)
Offensive Player of the Week for Nov. 12, 2007 (Southeastern Conference)
All-American First-team (Rivals.com)
SEC Offensive Player of the Year (Rivals.com)
All-SEC First-team (Rivals.com)
All-SEC First-team (Phil Steele)
Academic All-American First-team (ESPN the Magazine)
Midseason All-American (SI.com)
Ranked 10 of Top 25 Quarterbacks (Lindy's)
Ranked 19 of Top 65 Quarterbacks (Phil Steele)
Preseason All-SEC Third-team (Phil Steele)
Preseason All-SEC (CBSSportsline.com)

Justin Trattou

Ranked 11 of top 65 freshman linebackers (Phil Steele)

Phil Trautwein

Fall Academic Honor Roll (Southeastern Conference)
Preseason All-America Third-team (Athlon)
Preseason All-SEC First-team (Athlon)
Preseason All-SEC First-team (Media)
Preseason All-SEC First team (Sporting News)
Preseason All-SEC Second-team (Birmingham News)
Preseason All-SEC Second-team (Coaches)
Preseason All-SEC Second-team (Lindy's)
Preseason All-SEC Second-team (Phipps)
Ranked 59 of Top 60 Tackles (Phil Steele)
Preseason All-SEC Third-team (Phil Steele)

Paul Wilson

Fall Academic Honor Roll (Southeastern Conference)

Cody Worton

Fall Academic Honor Roll (Southeastern Conference)

Major Wright

Freshman All-American Honorable Mention (Sporting News)
Freshman All-American First-team (CollegeFootballNews.com)
All-SEC Freshman team (Coaches)
Freshman All-American Second-team (Rivals.com)
Ranked 12 of top 75 freshman defensive backs (Phil Steele)

The Automated ScoreBook
 Florida Game Results (as of Jan 02, 2008)
 All games

Date	Opponent	Score	Overall Record	Conference Record	Time	Attend
----	-----	-----	-----	-----	----	-----
Sep 01, 2007	WKU	W 49-3	1- 0- 0	0- 0- 0	2:50	90086
Sep 08, 2007	TROY	W 59-31	2- 0- 0	0- 0- 0	3:25	90244
* Sep 15, 2007	#22 UT	W 59-20	3- 0- 0	1- 0- 0	3:39	90707
* Sep 22, 2007	at Ole Miss	W 30-24	4- 0- 0	2- 0- 0	3:22	55032
* Sep 29, 2007	AUBURN	17-20 L	4- 1- 0	2- 1- 0	3:17	90685
* Oct 06, 2007	at #1 LSU	24-28 L	4- 2- 0	2- 2- 0	3:33	92910
* Oct 20, 2007	at #8 Kentucky	W 45-37	5- 2- 0	3- 2- 0	3:40	71024
* Oct 27, 2007	vs #20 UGA	30-42 L	5- 3- 0	3- 3- 0	3:29	84481
* Nov 03, 2007	VANDERBILT	W 49-22	6- 3- 0	4- 3- 0	3:29	90222
* Nov 10, 2007	at South Carolina	W 51-31	7- 3- 0	5- 3- 0	3:40	81215
Nov 17, 2007	FLORIDA ATLANTIC	W 59-20	8- 3- 0	5- 3- 0	3:30	90107
Nov 24, 2007	FLORIDA STATE	W 45-12	9- 3- 0	5- 3- 0	3:27	90664
Jan 1, 2008	vs Michigan	35-41 L	9- 4- 0	5- 3- 0	3:52	69748

* indicates conference game

The Automated ScoreBook
 Florida Overall Team Statistics (as of Jan 02, 2008)
 All games

TEAM STATISTICS	UF	OPP
SCORING.....	552	331
Points Per Game.....	42.5	25.5
FIRST DOWNS.....	305	262
Rushing.....	153	81
Passing.....	141	157
Penalty.....	11	24
RUSHING YARDAGE.....	2602	1343
Yards gained rushing.....	2864	1715
Yards lost rushing.....	262	372
Rushing Attempts.....	487	442
Average Per Rush.....	5.3	3.0
Average Per Game.....	200.2	103.3
TDs Rushing.....	39	18
PASSING YARDAGE.....	3341	3361
Att-Comp-Int.....	361-240-6	466-277-11
Average Per Pass.....	9.3	7.2
Average Per Catch.....	13.9	12.1
Average Per Game.....	257.0	258.5
TDs Passing.....	32	19
TOTAL OFFENSE.....	5943	4704
Total Plays.....	848	908
Average Per Play.....	7.0	5.2
Average Per Game.....	457.2	361.8
KICK RETURNS: #-YARDS.....	50-1034	85-1843
PUNT RETURNS: #-YARDS.....	26-392	5-22
INT RETURNS: #-YARDS.....	11-104	6-151
KICK RETURN AVERAGE.....	20.7	21.7
PUNT RETURN AVERAGE.....	15.1	4.4
INT RETURN AVERAGE.....	9.5	25.2
FUMBLES-LOST.....	16-9	21-9
PENALTIES-YARDS.....	107-805	83-600
Average Per Game.....	61.9	46.2
PUNTS-YARDS.....	37-1453	54-2116
Average Per Punt.....	39.3	39.2
Net punt average.....	38.7	30.8
TIME OF POSSESSION/GAME.....	29:18	30:03
3RD-DOWN CONVERSIONS.....	78/146	80/194
3rd-Down Pct.....	53%	41%
4TH-DOWN CONVERSIONS.....	7/13	14/24
4th-Down Pct.....	54%	58%
SACKS BY-YARDS.....	29-207	13-78
MISC YARDS.....	0	21
TOUCHDOWNS SCORED.....	75	39
FIELD GOALS-ATTEMPTS.....	10-15	20-26
ON-SIDE KICKS.....	0-0	4-10
RED-ZONE SCORES.....	128-146 88%	88-104 85%
RED-ZONE TOUCHDOWNS.....	110-146 75%	58-104 56%
PAT-ATTEMPTS.....	72-74 97%	35-35 100%
ATTENDANCE.....	1265430	600362
Games/Avg Per Game.....	14/90388	8/75045
Neutral Site Games.....		4/77114

SCORE BY QUARTERS	1st	2nd	3rd	4th	Total
Florida.....	142	167	106	137	552
Opponents.....	65	90	93	83	331

The Automated ScoreBook
Florida Overall Individual Statistics (as of Jan 02, 2008)
All games

RUSHING	GP	Att	Gain	Loss	Net	Avg	TD	Long	Avg/G
Tebow, T.	13	210	1002	107	895	4.3	23	25	68.8
Harvin, P.	11	83	800	36	764	9.2	6	66	69.5
Moore, K.	13	104	591	11	580	5.6	6	32	44.6
James, B.	11	24	139	6	133	5.5	0	14	12.1
Newton, C.	5	16	104	1	103	6.4	3	24	20.6
Fayson, J.	11	19	96	7	89	4.7	0	28	8.1
Caldwell, A.	11	12	72	14	58	4.8	1	20	5.3
Manson, M.	6	3	24	0	24	8.0	0	23	4.0
Walker, C.	5	4	14	0	14	3.5	0	5	2.8
Murphy, L.	13	1	12	0	12	12.0	0	12	0.9
Rainey, C.	5	1	10	0	10	10.0	0	10	2.0
TEAM	7	10	0	80	-80	-8.0	0	0	-11.4
Total.....	0	487	2864	262	2602	5.3	39	66	0.0
Opponents.....	0	442	1715	372	1343	3.0	18	42	0.0

PASSING	GP	Effic	Cmp-Att-Int	Pct	Yds	TD	Lng	Avg/G
Tebow, T.	13	172.46	234-350-6	66.9	3286	32	66	252.8
Newton, C.	5	83.60	5-10-0	50.0	40	0	14	8.0
Henry, C.	13	226.00	1-1-0	100.0	15	0	15	1.2
Total.....	0	170.15	240-361-6	66.5	3341	32	66	0.0
Opponents.....	0	128.76	277-466-11	59.4	3361	19	84	0.0

RECEIVING	GP	No.	Yds	Avg	TD	Long	Avg/G
Harvin, P.	11	59	858	14.5	4	52	78.0
Caldwell, A.	11	56	761	13.6	7	48	69.2
Murphy, L.	13	37	548	14.8	5	66	42.2
Ingram, C.	13	34	508	14.9	7	37	39.1
Moore, K.	13	13	81	6.2	1	19	6.2
Fayson, J.	11	12	148	12.3	3	30	13.5
Hernandez, A.	13	9	151	16.8	2	55	11.6
Cooper, R.	10	8	182	22.8	3	59	18.2
James, B.	11	8	69	8.6	0	26	6.3
Nelson, D.	13	4	35	8.8	0	14	2.7
Total.....	0	240	3341	13.9	32	66	0.0
Opponents.....	0	277	3361	12.1	19	84	0.0

PUNT RETURNS	No.	Yds	Avg	TD	Long
James, B.	14	254	18.1	1	83
Fayson, J.	8	61	7.6	0	17
Curtis, J.	1	13	13.0	0	0
Rainey, C.	1	22	22.0	0	22
Blackett, R.	1	23	23.0	0	0
Manson, M.	1	19	19.0	1	19
Total.....	26	392	15.1	2	83
Opponents.....	5	22	4.4	0	9

INTERCEPTIONS	No.	Yds	Avg	TD	Long
Joiner, T.	2	11	5.5	0	11
Pierre-Louis, W	2	47	23.5	1	25
Wright, M.	1	0	0.0	0	0
Pouncey, Mi.	1	9	9.0	0	9
Trattou, J.	1	0	0.0	0	0
Cunningham, J.	1	18	18.0	0	18
Haden, J.	1	10	10.0	0	10
Finch, J.	1	9	9.0	0	9
Anderson, M.	1	0	0.0	0	0
Total.....	11	104	9.5	1	25
Opponents.....	6	151	25.2	1	96

KICK RETURNS	No.	Yds	Avg	TD	Long
James, B.	30	841	28.0	0	61
Stamper, R.	3	15	5.0	0	8
Murphy, L.	3	41	13.7	0	22
Rutledge, E.	3	16	5.3	0	10
Moore, K.	2	26	13.0	0	15
Holliday, C.	1	0	0.0	0	0
Haden, J.	1	18	18.0	0	18
TEAM	1	0	0.0	0	0
Williams, J.	1	1	1.0	0	1
Estopinan, J.	1	12	12.0	0	12
Rainey, C.	1	39	39.0	0	39
Alford, L.	1	7	7.0	0	7
Fayson, J.	1	19	19.0	0	19
Hernandez, A.	1	-1	-1.0	0	0
Total.....	50	1034	20.7	0	61
Opponents.....	85	1843	21.7	0	74

FUMBLE RETURNS	No.	Yds	Avg	TD	Long
Doe, D.	1	18	18.0	1	18
Total.....	1	18	18.0	1	18
Opponents.....	3	100	33.3	1	36

The Automated ScoreBook
Florida Overall Individual Statistics (as of Jan 02, 2008)
All games

|----- PATs -----|

SCORING	TD	FGs	Kick	Rush	Rcv	Pass	DXP	Saf	Points
Tebow, T.	23	0-0	0-0	0-0	0	0-1	0	0	138
Ijjas, J.	0	10-15	72-73	0-0	0	0-0	0	0	102
Harvin, P.	10	0-0	0-0	0-0	0	0-0	0	0	60
Caldwell, A.	8	0-0	0-0	0-0	0	0-0	0	0	48
Moore, K.	7	0-0	0-0	0-0	0	0-0	0	0	42
Ingram, C.	7	0-0	0-0	0-0	0	0-0	0	0	42
Murphy, L.	5	0-0	0-0	0-0	0	0-0	0	0	30
Fayson, J.	3	0-0	0-0	0-0	0	0-0	0	0	18
Newton, C.	3	0-0	0-0	0-0	0	0-0	0	0	18
Cooper, R.	3	0-0	0-0	0-0	0	0-0	0	0	18
Hernandez, A.	2	0-0	0-0	0-0	0	0-0	0	0	12
James, B.	1	0-0	0-0	0-0	0	0-0	0	0	6
Manson, M.	1	0-0	0-0	0-0	0	0-0	0	0	6
Pierre-Louis, W	1	0-0	0-0	0-0	0	0-0	0	0	6
Doe, D.	1	0-0	0-0	0-0	0	0-0	0	0	6
Phillips, J.	0	0-0	0-1	0-0	0	0-0	0	0	0
Spikes, B.	0	0-0	0-0	0-0	0	0-0	0	0	0
Dunlap, C.	0	0-0	0-0	0-0	0	0-0	0	0	0
Total.....	75	10-15	72-74	0-0	0	0-1	0	0	552
Opponents.....	39	20-26	35-35	0-1	1	1-2	0	0	331

TOTAL OFFENSE	G	Plays	Rush	Pass	Total	Avg/G
Tebow, T.	13	560	895	3286	4181	321.6
Harvin, P.	11	83	764	0	764	69.5
Moore, K.	13	104	580	0	580	44.6
Newton, C.	5	26	103	40	143	28.6
James, B.	11	24	133	0	133	12.1
Fayson, J.	11	19	89	0	89	8.1
Caldwell, A.	11	12	58	0	58	5.3
Manson, M.	6	3	24	0	24	4.0
Henry, C.	13	1	0	15	15	1.2
Walker, C.	5	4	14	0	14	2.8
Murphy, L.	13	1	12	0	12	0.9
Rainey, C.	5	1	10	0	10	2.0
TEAM	7	10	-80	0	-80	-11.4
Total.....	0	848	2602	3341	5943	0.0
Opponents.....	0	908	1343	3361	4704	0.0

FIELD GOALS	FGM-FGA	Pct	01-19	20-29	30-39	40-49	50-99	Lg	Blk
Ijjas, J.	10-15	66.7	0-0	4-4	5-8	1-3	0-0	43	2

PUNTING	No.	Yds	Avg	Long	TB	FC	I20	Blkd
Henry, C.	37	1453	39.3	54	0	19	14	0
Total.....	37	1453	39.3	54	0	19	14	0
Opponents.....	54	2116	39.2	56	3	4	13	4

FG SEQUENCE	Florida	OPPONENTS
WKU	-	(26)
TROY	(32)	(21),45
UT	(25)	(28),(22)
Ole Miss	42,(25)	(40),(32),48,(22)
Auburn	34,(24)	(30),(43)
LSU	(31)	43,37
Kentucky	(21)	48,(27)
UGA	(43)	56
Vanderbilt	38	(33)
South Carolina	(34)	(44)
Florida Atlantic	(36)	(40),(43)
Florida State	(35)	(21),(38),(28),(60)
Michigan	49,35	(37),(41)

KICKOFFS	No.	Yds	Avg	TB	OB	Retn	Net	YdLn
Ijjas, J.	96	5941	61.9	7	4			
Phillips, J.	1	64	64.0	0	0			
Total.....	97	6005	61.9	7	4	1843	41.5	28
Opponents.....	63	3557	56.5	10	0	1034	36.9	33

Numbers in (parentheses) indicate field goal was made.

The Automated ScoreBook
Florida Overall Individual Statistics (as of Jan 02, 2008)
All games

ALL PURPOSE	G	Rush	Rec	PR	KOR	IR	Tot	Avg/G
Harvin, P.	11	764	858	0	0	0	1622	147.5
James, B.	11	133	69	254	841	0	1297	117.9
Tebow, T.	13	895	0	0	0	0	895	68.8
Caldwell, A.	11	58	761	0	0	0	819	74.5
Moore, K.	13	580	81	0	26	0	687	52.8
Murphy, L.	13	12	548	0	41	0	601	46.2
Ingram, C.	13	0	508	0	0	0	508	39.1
Fayson, J.	11	89	148	61	19	0	317	28.8
Cooper, R.	10	0	182	0	0	0	182	18.2
Hernandez, A.	13	0	151	0	-1	0	150	11.5
Newton, C.	5	103	0	0	0	0	103	20.6
Rainey, C.	5	10	0	22	39	0	71	14.2
Pierre-Louis, W	13	0	0	0	0	47	47	3.6
Manson, M.	6	24	0	19	0	0	43	7.2
Nelson, D.	13	0	35	0	0	0	35	2.7
Haden, J.	12	0	0	0	18	10	28	2.3
Blackett, R.	11	0	0	23	0	0	23	2.1
Cunningham, J.	13	0	0	0	0	18	18	1.4
Rutledge, E.	12	0	0	0	16	0	16	1.3
Stamper, R.	13	0	0	0	15	0	15	1.2
Walker, C.	5	14	0	0	0	0	14	2.8
Curtis, J.	12	0	0	13	0	0	13	1.1
Estopinan, J.	8	0	0	0	12	0	12	1.5
Joiner, T.	13	0	0	0	0	11	11	0.8
Pouncey, Mi.	13	0	0	0	0	9	9	0.7
Finch, J.	3	0	0	0	0	9	9	3.0
Alford, L.	12	0	0	0	7	0	7	0.6
Williams, J.	13	0	0	0	1	0	1	0.1
TEAM	7	-80	0	0	0	0	-80	-11.4
Total.....	0	2602	3341	392	1034	104	7473	0.0
Opponents.....	0	1343	3361	22	1843	151	6720	0.0

The Automated ScoreBook

Florida Overall Defensive Statistics (as of Jan 02, 2008)

All games

DEFENSIVE LEADERS	GP	-----Tackles-----			TFL/Yds	-Sacks-	---Pass Def---			-Fumbles-	Blkd		
		Solo	Ast	Total			No-Yds	Int-Yds	BrUp		QBH	Rcv-Yds	FF
51 Spikes, B.	13	81	50	131	16.0-36	1.5-13	.	7	1	3-0	1	.	.
32 Doe, D.	13	43	42	85	5.0-7	.	.	2	2	2-18	.	.	.
21 Wright, M.	13	47	20	67	.	.	1-0	2	.	1-0	4	.	.
19 Joiner, T.	13	29	35	64	4.0-10	.	2-11	4	1	.	1	.	.
49 Cunningham, J.	13	34	30	64	12.0-58	6.5-40	1-18	3	1
12 Haden, J.	12	43	20	63	3.5-15	.	1-10	12	.	1-0	.	.	.
91 Harvey, D.	13	31	18	49	17.0-89	8.5-63	.	5	3	.	1	.	.
16 Jones, A.	13	23	13	36	2.5-8	1.0-6	.	1	1
4 Pierre-Louis, W	13	24	6	30	.	.	2-47	3
20 Munroe, D.	13	19	9	28	.	.	.	5	1
9M McMillan, C.	13	11	12	23	1.5-10	.	.	1	.	.	1	.	.
41 Stamper, R.	13	12	9	21	4.0-23	2.0-19	.	.	.	1-0	.	.	.
23 Rickerson, J.	11	13	7	20	.	.	.	3
94 Trattou, J.	12	12	8	20	6.5-30	3.5-25	1-0	1	2	.	1	.	.
93 Estopinan, J.	8	11	8	19	3.0-13	1.0-6	.	1	1
14 Anderson, M.	9	10	4	14	0.5-2	.	1-0
40 Hicks, B.	13	3	10	13	0.5-1	0.5-1	.	2
31 Thomas, B.	10	7	6	13
3 Jackson, K.	13	7	5	12	.	.	.	1
30 Jones, J.	9	4	6	10	1.0-3
87 Williams, J.	13	4	4	8
95 Davis, T.	11	6	2	8	3.0-16	2.0-14	1	.	.
55 Pouncey, Mi.	13	5	3	8	1.0-2	.	1-9	1
8D Dunlap, C.	13	6	1	7	2.0-13	1.0-10	.	1	2	.	1	1	.
24 Curtis, J.	12	3	4	7	1	.
18 Finch, J.	3	4	3	7	.	.	1-9
47 Antwine, B.	4	3	4	7	0.5-1
22 Holliday, C.	12	4	3	7
35 Black, A.	7	6	1	7
98 Ijjas, J.	13	3	3	6
44 Lemmens, D.	11	1	5	6
90 Marsh, L.	8	3	2	5	1.5-3	0.5-2
39 Sorrentino, J.	13	4	1	5	1	.
7H Hornsby, J.	8	2	3	5
36 Jenkins, M.	6	4	.	4	1.0-7	1.0-7	.	1
92 Sanders, T.	6	3	1	4	1.0-1
54 Blackett, R.	11	1	2	3	1	1	.
26 Edwards, L.	6	1	2	3
43 Smith, J.	13	1	1	2
50 Pintado, C.	2	1	1	2	1.0-9	1.0-9
53 Deveaux, J.	11	1	1	2
63 Tartt, J.	13	1	.	1
86 Cooper, R.	10	1	.	1
11 Fayson, J.	11	1	.	1
28 Walker, C.	5	1	.	1
77 Watkins, J.	13	1	.	1
5 Caldwell, A.	11	1	.	1
9 Murphy, L.	13	1	.	1
25 James, B.	11	1-0	.	.	.
Total.....	0	537	365	902	88-357	29-207	11-104	56	15	9-18	12	4	.
Opponents.....	0	526	308	834	50-199	13-78	6-151	35	23	9-100	8	2	.

The Automated ScoreBook

Florida Individual Season/Career Statistics (as of Jan 02, 2008)

All games

SEASON STATISTICS

CAREER STATISTICS

RUSHING	SEASON STATISTICS									CAREER STATISTICS								
	GP	Att	Gain	Loss	Net	Avg	TD	Long	Avg/G	GP	Att	Gain	Loss	Net	Avg	TD	Long	Avg/G
Tebow, T.	13	210	1002	107	895	4.3	23	25	68.8	27	299	1480	116	1364	4.6	31	29	50.5
Harvin, P.	11	83	800	36	764	9.2	6	66	69.5	24	124	1237	45	1192	9.6	9	67	49.7
Moore, K.	13	104	591	11	580	5.6	6	32	44.6	39	206	1171	32	1139	5.5	9	32	29
James, B.	11	24	139	6	133	5.5	0	14	12.1	24	27	143	9	134	5.0	0	14	5.6
Newton, C.	5	16	104	1	103	6.4	3	24	20.6	5	16	104	1	103	6.4	3	24	20
Fayson, J.	11	19	96	7	89	4.7	0	28	8.1	24	33	222	7	215	6.5	1	28	9.0
Caldwell, A.	11	12	72	14	58	4.8	1	20	5.3	52	41	331	38	293	7.1	4	61	5.6
Manson, M.	6	3	24	0	24	8.0	0	23	4.0	30	88	413	9	404	4.6	2	23	13
Walker, C.	5	4	14	0	14	3.5	0	5	2.8	5	4	14	0	14	3.5	0	5	2
Murphy, L.	13	1	12	0	12	12.0	0	12	0.9	34	1	12	0	12	12.0	0	12	0
Rainey, C.	5	1	10	0	10	10.0	0	10	2.0	5	1	10	0	10	10.0	0	10	2.0
TEAM	7	10	0	80	-80	-8.0	0	0	-11.4	42	51	0	274	-274	-5.4	0	0	-6.5
Total.....	13	487	2864	262	2602	5.3	39	66	200.2									
Opponents.....	13	442	1715	372	1343	3.0	18	42	103.3									

PASSING	SEASON STATISTICS							CAREER STATISTICS												
	GP	Eff	Cmp	Att	Int	Pct	Yds	TD	Lng	Avg/G	GP	Eff	Att	Cmp	Int	Pct	Yds	TD	Lng	Avg/G
Tebow, T.	13	172.46	234	350	6	66.9	3286	32	66	252.8	27	174.99	383	256	7	66.8	3644	37	66	135.0
Newton, C.	5	83.60	5	10	0	50.0	40	0	14	8.0	5	83.60	10	5	0	50.0	40	0	14	8
Henry, C.	13	226.00	1	1	0	100.0	15	0	15	1.2	13	226.00	1	1	0	100.0	15	0	15	1.2
Total.....	13	170.15	240	361	6	66.5	3341	32	66	257.0										
Opponents.....	13	128.76	277	466	11	59.4	3361	19	84	258.5										

RECEIVING	SEASON STATISTICS							CAREER STATISTICS						
	GP	No.	Yds	Avg	TD	Long	Avg/G	GP	No.	Yds	Avg	TD	Long	Avg/G
Harvin, P.	11	59	858	14.5	4	52	78.0	24	93	1285	13.8	6	58	53.5
Caldwell, A.	11	56	761	13.6	7	48	69.2	52	185	2349	12.7	16	66	45.2
Murphy, L.	13	37	548	14.8	5	66	42.2	34	39	590	15.1	6	66	17
Ingram, C.	13	34	508	14.9	7	37	39.1	29	64	888	13.9	8	38	30.6
Moore, K.	13	13	81	6.2	1	19	6.2	39	34	195	5.7	3	19	5
Fayson, J.	11	12	148	12.3	3	30	13.5	24	13	149	11.5	3	30	6.2
Hernandez, A.	13	9	151	16.8	2	55	11.6	13	9	151	16.8	2	55	11.6
Cooper, R.	10	8	182	22.8	3	59	18.2	23	12	274	22.8	6	59	11.9
James, B.	11	8	69	8.6	0	26	6.3	24	8	69	8.6	0	26	2.9
Nelson, D.	13	4	35	8.8	0	14	2.7	17	9	111	12.3	0	23	6
Total.....	13	240	3341	13.9	32	66	257.0							
Opponents.....	13	277	3361	12.1	19	84	258.5							

TOTAL OFFENSE	SEASON STATISTICS						CAREER STATISTICS					
	G	Plays	Rush	Pass	Total	Avg/G	G	Plays	Rush	Pass	Total	Avg/G
Tebow, T.	13	560	895	3286	4181	321.6	27	682	1364	3644	5008	185.5
Harvin, P.	11	83	764	0	764	69.5	24	124	1192	0	1192	49.7
Moore, K.	13	104	580	0	580	44.6	39	206	1139	0	1139	29
Newton, C.	5	26	103	40	143	28.6	5	26	103	40	143	28
James, B.	11	24	133	0	133	12.1	24	27	134	0	134	5.6
Fayson, J.	11	19	89	0	89	8.1	24	33	215	0	215	9.0
Caldwell, A.	11	12	58	0	58	5.3	52	44	293	35	328	6.3
Manson, M.	6	3	24	0	24	4.0	30	88	404	0	404	13
Henry, C.	13	1	0	15	15	1.2	13	1	0	15	15	1.2
Walker, C.	5	4	14	0	14	2.8	5	4	14	0	14	2
Murphy, L.	13	1	12	0	12	0.9	34	1	12	0	12	0
Rainey, C.	5	1	10	0	10	2.0	5	1	10	0	10	2.0
TEAM	7	10	-80	0	-80	-11.4	42	51	-274	0	-274	-6.5
Total.....	13	848	2602	3341	5943	457.2						
Opponents.....	13	908	1343	3361	4704	361.8						

The Automated ScoreBook
 Florida Individual Season/Career Statistics (as of Jan 02, 2008)
 All games

SCORING	SEASON STATISTICS										CAREER STATISTICS							
	TD	FGs	Kick	Rush	Rcv	Pass	DXP	Saf	Points	TD	FGs	Kick	Rush	Rcv	Pass	DXP	Saf	Points
Tebow, T.	23	0-0	0-0	0-0	0	0-1	0	0	138	31	0-0	0-0	0-0	0	0-1	0	0	186
Ijjas, J.	0	10-15	72-73	0-0	0	0-0	0	0	102	0	10-15	72-73	0-0	0	0-0	0	0	102
Harvin, P.	10	0-0	0-0	0-0	0	0-0	0	0	60	15	0-0	0-0	0-0	0	0-0	0	0	90
Caldwell, A.	8	0-0	0-0	0-0	0	0-0	0	0	48	20	0-0	0-0	0-0	0	0-0	0	0	120
Ingram, C.	7	0-0	0-0	0-0	0	0-0	0	0	42	8	0-0	0-0	0-0	0	0-0	0	0	48
Moore, K.	7	0-0	0-0	0-0	0	0-0	0	0	42	12	0-0	0-0	0-0	0	0-0	0	0	0
Murphy, L.	5	0-0	0-0	0-0	0	0-0	0	0	30	6	0-0	0-0	0-0	0	0-0	0	0	0
Newton, C.	3	0-0	0-0	0-0	0	0-0	0	0	18	3	0-0	0-0	0-0	0	0-0	0	0	0
Cooper, R.	3	0-0	0-0	0-0	0	0-0	0	0	18	6	0-0	0-0	0-0	0	0-0	0	0	36
Fayson, J.	3	0-0	0-0	0-0	0	0-0	0	0	18	4	0-0	0-0	0-0	0	0-0	0	0	24
Hernandez, A.	2	0-0	0-0	0-0	0	0-0	0	0	12	2	0-0	0-0	0-0	0	0-0	0	0	12
James, B.	1	0-0	0-0	0-0	0	0-0	0	0	6	2	0-0	0-0	0-0	0	0-0	0	0	12
Pierre-Louis, W	1	0-0	0-0	0-0	0	0-0	0	0	6	2	0-0	0-0	0-0	0	0-0	0	0	12
Manson, M.	1	0-0	0-0	0-0	0	0-0	0	0	6	3	0-0	0-0	0-0	0	0-0	0	0	0
Doe, D.	1	0-0	0-0	0-0	0	0-0	0	0	6	1	0-0	0-0	0-0	0	0-0	0	0	6
Phillips, J.	0	0-0	0-1	0-0	0	0-0	0	0	0	0	0-0	5-6	0-0	0	0-0	0	0	5
Dunlap, C.	0	0-0	0-0	0-0	0	0-0	0	0	0	0	0-0	0-0	0-0	0	0-0	0	0	0
Spikes, B.	0	0-0	0-0	0-0	0	0-0	0	0	0	0	0-0	0-0	0-0	0	0-0	0	0	0
Total.....	75	10-15	72-74	0-0	0	0-1	0	0	552									
Opponents.....	39	20-26	35-35	0-1	1	1-2	0	0	331									

PUNT RETURNS	No.	Yds	Avg	TD	Long	No.	Yds	Avg	TD	Long
James, B.	14	254	18.1	1	83	47	617	13.1	2	83
Fayson, J.	8	61	7.6	0	17	11	91	8.3	0	17
Rainey, C.	1	22	22.0	0	22	1	22	22.0	0	22
Blackett, R.	1	23	23.0	0	0	1	23	23.0	0	0
Manson, M.	1	19	19.0	1	19	1	19	19.0	1	1
Curtis, J.	1	13	13.0	0	0	1	13	13.0	0	0
Total.....	26	392	15.1	2	83					
Opponents.....	5	22	4.4	0	9					

KICK RETURNS	No.	Yds	Avg	TD	Long	No.	Yds	Avg	TD	Long
James, B.	30	841	28.0	0	61	51	1224	24.0	0	61
Murphy, L.	3	41	13.7	0	22	3	41	13.7	0	22
Stamper, R.	3	15	5.0	0	8	3	15	5.0	0	8
Rutledge, E.	3	16	5.3	0	10	3	16	5.3	0	10
Moore, K.	2	26	13.0	0	15	6	89	14.8	0	15
Alford, L.	1	7	7.0	0	7	1	7	7.0	0	7
Holliday, C.	1	0	0.0	0	0	1	0	0.0	0	0
Estopinan, J.	1	12	12.0	0	12	1	12	12.0	0	12
Rainey, C.	1	39	39.0	0	39	1	39	39.0	0	39
Fayson, J.	1	19	19.0	0	19	1	19	19.0	0	19
Haden, J.	1	18	18.0	0	18	1	18	18.0	0	18
TEAM	1	0	0.0	0	0	1	0	0.0	0	0
Hernandez, A.	1	-1	-1.0	0	0	1	-1	-1.0	0	0
Williams, J.	1	1	1.0	0	1	1	1	1.0	0	1
Total.....	50	1034	20.7	0	61					
Opponents.....	85	1843	21.7	0	74					

INTERCEPTIONS	No.	Yds	Avg	TD	Long	No.	Yds	Avg	TD	Long
Pierre-Louis, W	2	47	23.5	1	25	2	47	23.5	1	25
Joiner, T.	2	11	5.5	0	11	5	38	7.6	0	27
Anderson, M.	1	0	0.0	0	0	1	0	0.0	0	0
Wright, M.	1	0	0.0	0	0	1	0	0.0	0	0
Cunningham, J.	1	18	18.0	0	18	1	18	18.0	0	18
Finch, J.	1	9	9.0	0	9	1	9	9.0	0	9
Pouncey, Mi.	1	9	9.0	0	9	1	9	9.0	0	9
Trattou, J.	1	0	0.0	0	0	1	0	0.0	0	0
Haden, J.	1	10	10.0	0	10	1	10	10.0	0	10
Total.....	11	104	9.5	1	25					
Opponents.....	6	151	25.2	1	96					

FUMBLE RETURNS	No.	Yds	Avg	TD	Long	No.	Yds	Avg	TD	Long
Doe, D.	1	18	18.0	1	18	1	18	18.0	1	18
Total.....	1	18	18.0	1	18					
Opponents.....	3	100	33.3	1	36					

The Automated ScoreBook

Florida Individual Season/Career Statistics (as of Jan 02, 2008)

All games

ALL PURPOSE	SEASON STATISTICS							CAREER STATISTICS						
	G	Rush	Rec	PR	KOR	IR	Tot Avg/G	G	Rush	Rec	PR	KOR	IR	Tot Avg
Harvin, P.	11	764	858	0	0	0	1622 147.5	24	1192	1285	0	0	0	2477 103.2
James, B.	11	133	69	254	841	0	1297 117.9	24	134	69	617	1224	0	2044 85.2
Tebow, T.	13	895	0	0	0	0	895 68.8	27	1364	0	0	0	0	1364 50.5
Caldwell, A.	11	58	761	0	0	0	819 74.5	52	293	2349	0	752	0	3394 65.3
Moore, K.	13	580	81	0	26	0	687 52.8	39	1139	195	0	89	0	1423 36
Murphy, L.	13	12	548	0	41	0	601 46.2	34	12	590	0	41	0	643 18
Ingram, C.	13	0	508	0	0	0	508 39.1	29	8	888	0	0	0	896 30.9
Fayson, J.	11	89	148	61	19	0	317 28.8	24	215	149	91	19	0	474 19.8
Cooper, R.	10	0	182	0	0	0	182 18.2	23	0	274	0	0	0	274 11.9
Hernandez, A.	13	0	151	0	-1	0	150 11.5	13	0	151	0	-1	0	150 11.5
Newton, C.	5	103	0	0	0	0	103 20.6	5	103	0	0	0	0	103 20
Rainey, C.	5	10	0	22	39	0	71 14.2	5	10	0	22	39	0	71 14.2
Pierre-Louis, W	13	0	0	0	0	47	47 3.6	25	0	0	0	0	47	47 1.9
Manson, M.	6	24	0	19	0	0	43 7.2	30	404	55	19	313	0	791 26
Nelson, D.	13	0	35	0	0	0	35 2.7	17	0	111	0	0	0	111 6
Haden, J.	12	0	0	0	18	10	28 2.3	12	0	0	0	18	10	28 2.3
Blackett, R.	11	0	0	23	0	0	23 2.1	21	0	0	23	0	0	23 1.1
Cunningham, J.	13	0	0	0	0	18	18 1.4	19	0	0	0	0	18	18 0.9
Rutledge, E.	12	0	0	0	16	0	16 1.3	49	0	0	0	16	0	16 0.3
Stamper, R.	13	0	0	0	15	0	15 1.2	15	0	0	0	15	0	15 1.0
Walker, C.	5	14	0	0	0	0	14 2.8	5	14	0	0	0	0	14 2
Curtis, J.	12	0	0	13	0	0	13 1.1	18	0	0	13	0	0	13 0.7
Estopinan, J.	8	0	0	0	12	0	12 1.5	18	0	0	0	12	0	12 0.7
Joiner, T.	13	0	0	0	0	11	11 0.8	47	0	0	0	0	38	38 0.8
Finch, J.	3	0	0	0	0	9	9 3.0	3	0	0	0	0	9	9 3.0
Pouncey, Mi.	13	0	0	0	0	9	9 0.7	13	0	0	0	0	9	9 0.7
Alford, L.	12	0	0	0	7	0	7 0.6	28	0	0	0	7	0	7 0
Williams, J.	13	0	0	0	1	0	1 0.1	13	0	0	0	1	0	1 0
TEAM	7	-80	0	0	0	0	-80 -11.4	42	-274	0	-11	0	0	-285 -6.8
Total.....	13	2602	3341	392	1034	104	7473 574.8							
Opponents.....	13	1343	3361	22	1843	151	6720 516.9							

FIELD GOALS	Att	Good	Long	Blkd	Att	Good	Long	Blkd	Pct.
Ijjas, J.	15	10	43	2	15	10	43	2	66.7
Total.....	15	10	43	2					
Opponents.....	26	20	60	0					

PUNTING	No.	Yds	Avg	Long	TB	FC	I20	Blkd	No.	Yds	Avg	Long	TB	FC	I20	Blkd
Henry, C.	37	1453	39.3	54	0	19	14	0	37	1453	39.3	54	0	19	14	0
Total.....	37	1453	39.3	54	0	19	14	0								
Opponents.....	54	2116	39.2	56	3	4	13	4								

KICKOFFS	No.	Yds	Avg	TB	OB	Retn	Net	YdLn	No.	Yds	Avg	TB	OB
Ijjas, J.	96	5941	61.9	7	4				161	9696	60.2	18	6
Phillips, J.	1	64	64.0	0	0				47	2726	58.0	3	2
Total.....	97	6005	61.9	7	4	1843	41.5	28					
Opponents.....	63	3557	56.5	10	0	1034	36.9	33					

The Automated ScoreBook
 Florida Overall Team Statistics (as of Jan 02, 2008)
 Conference games

TEAM STATISTICS	UF	OPP
SCORING.....	305	224
Points Per Game.....	38.1	28.0
FIRST DOWNS.....	181	165
Rushing.....	94	54
Passing.....	81	96
Penalty.....	6	15
RUSHING YARDAGE.....	1489	917
Yards gained rushing.....	1666	1117
Yards lost rushing.....	177	200
Rushing Attempts.....	307	276
Average Per Rush.....	4.9	3.3
Average Per Game.....	186.1	114.6
TDs Rushing.....	21	13
PASSING YARDAGE.....	2003	2052
Att-Comp-Int.....	215-143-5	279-168-8
Average Per Pass.....	9.3	7.4
Average Per Catch.....	14.0	12.2
Average Per Game.....	250.4	256.5
TDs Passing.....	17	13
TOTAL OFFENSE.....	3492	2969
Total Plays.....	522	555
Average Per Play.....	6.7	5.3
Average Per Game.....	436.5	371.1
KICK RETURNS: #-YARDS.....	32-714	47-1152
PUNT RETURNS: #-YARDS.....	11-187	4-22
INT RETURNS: #-YARDS.....	8-95	5-115
KICK RETURN AVERAGE.....	22.3	24.5
PUNT RETURN AVERAGE.....	17.0	5.5
INT RETURN AVERAGE.....	11.9	23.0
FUMBLES-LOST.....	10-7	9-5
PENALTIES-YARDS.....	56-436	52-384
Average Per Game.....	54.5	48.0
PUNTS-YARDS.....	22-853	28-1159
Average Per Punt.....	38.8	41.4
Net punt average.....	37.8	33.3
TIME OF POSSESSION/GAME.....	29:44	30:16
3RD-DOWN CONVERSIONS.....	53/95	54/123
3rd-Down Pct.....	56%	44%
4TH-DOWN CONVERSIONS.....	4/8	13/17
4th-Down Pct.....	50%	76%
SACKS BY-YARDS.....	15-106	9-54
MISC YARDS.....	0	0
TOUCHDOWNS SCORED.....	41	28
FIELD GOALS-ATTEMPTS.....	7-10	10-15
ON-SIDE KICKS.....	0-0	1-4
RED-ZONE SCORES.....	36-44 82%	29-33 88%
RED-ZONE TOUCHDOWNS.....	30-44 68%	20-33 61%
PAT-ATTEMPTS.....	38-40 95%	24-24 100%
ATTENDANCE.....	271614	300181
Games/Avg Per Game.....	3/90538	4/75045
Neutral Site Games.....		1/84481

SCORE BY QUARTERS	1st	2nd	3rd	4th	Total
Florida.....	65	94	64	82	305
Opponents.....	48	44	69	63	224

The Automated ScoreBook
Florida Overall Individual Statistics (as of Jan 02, 2008)
Conference games

RUSHING	GP	Att	Gain	Loss	Net	Avg	TD	Long	Avg/G
Tebow, T.	8	145	652	65	587	4.0	16	22	73.4
Harvin, P.	7	47	374	13	361	7.7	4	38	51.6
Moore, K.	8	62	364	9	355	5.7	0	32	44.4
James, B.	8	20	116	6	110	5.5	0	14	13.8
Fayson, J.	8	12	69	2	67	5.6	0	28	8.4
Newton, C.	2	7	48	0	48	6.9	1	14	24.0
Caldwell, A.	6	6	29	6	23	3.8	0	20	3.8
Rainey, C.	3	1	10	0	10	10.0	0	10	3.3
Walker, C.	3	1	4	0	4	4.0	0	4	1.3
TEAM	4	6	0	76	-76	-12.7	0	0	-19.0
Total.....	8	307	1666	177	1489	4.9	21	38	186.1
Opponents.....	8	276	1117	200	917	3.3	13	42	114.6

PASSING	GP	Effic	Cmp-Att-Int	Pct	Yds	TD	Lng	Avg/G
Tebow, T.	8	167.03	142-213-5	66.7	1996	17	66	249.5
Newton, C.	2	79.40	1-2-0	50.0	7	0	7	3.5
Total.....	8	166.21	143-215-5	66.5	2003	17	66	250.4
Opponents.....	8	131.64	168-279-8	60.2	2052	13	84	256.5

RECEIVING	GP	No.	Yds	Avg	TD	Long	Avg/G
Harvin, P.	7	39	619	15.9	1	52	88.4
Caldwell, A.	6	31	390	12.6	4	30	65.0
Murphy, L.	8	22	380	17.3	3	66	47.5
Ingram, C.	8	16	240	15.0	4	37	30.0
Moore, K.	8	12	77	6.4	1	19	9.6
Fayson, J.	8	9	114	12.7	2	30	14.2
James, B.	8	7	63	9.0	0	26	7.9
Hernandez, A.	8	3	62	20.7	1	55	7.8
Cooper, R.	6	2	39	19.5	1	30	6.5
Nelson, D.	8	2	19	9.5	0	14	2.4
Total.....	8	143	2003	14.0	17	66	250.4
Opponents.....	8	168	2052	12.2	13	84	256.5

PUNT RETURNS	No.	Yds	Avg	TD	Long
James, B.	10	174	17.4	1	83
Curtis, J.	1	13	13.0	0	0
Total.....	11	187	17.0	1	83
Opponents.....	4	22	5.5	0	9

INTERCEPTIONS	No.	Yds	Avg	TD	Long
Pierre-Louis, W	2	47	23.5	1	25
Joiner, T.	2	11	5.5	0	11
Finch, J.	1	9	9.0	0	9
Cunningham, J.	1	18	18.0	0	18
Haden, J.	1	10	10.0	0	10
Anderson, M.	1	0	0.0	0	0
Total.....	8	95	11.9	1	25
Opponents.....	5	115	23.0	1	96

KICK RETURNS	No.	Yds	Avg	TD	Long
James, B.	24	656	27.3	0	61
Rutledge, E.	2	16	8.0	0	10
TEAM	1	0	0.0	0	0
Estopinan, J.	1	12	12.0	0	12
Haden, J.	1	18	18.0	0	18
Holliday, C.	1	0	0.0	0	0
Moore, K.	1	11	11.0	0	11
Williams, J.	1	1	1.0	0	1
Total.....	32	714	22.3	0	61
Opponents.....	47	1152	24.5	0	74

FUMBLE RETURNS	No.	Yds	Avg	TD	Long
Doe, D.	1	18	18.0	1	18
Total.....	1	18	18.0	1	18
Opponents.....	2	64	32.0	1	36

The Automated ScoreBook
Florida Overall Individual Statistics (as of Jan 02, 2008)
Conference games

SCORING	----- PATs -----								
	TD	FGs	Kick	Rush	Rcv	Pass	DXP	Saf	Points
Tebow, T.	16	0-0	0-0	0-0	0	0-1	0	0	96
Ijjas, J.	0	7-10	38-39	0-0	0	0-0	0	0	59
Harvin, P.	5	0-0	0-0	0-0	0	0-0	0	0	30
Caldwell, A.	4	0-0	0-0	0-0	0	0-0	0	0	24
Ingram, C.	4	0-0	0-0	0-0	0	0-0	0	0	24
Murphy, L.	3	0-0	0-0	0-0	0	0-0	0	0	18
Fayson, J.	2	0-0	0-0	0-0	0	0-0	0	0	12
Hernandez, A.	1	0-0	0-0	0-0	0	0-0	0	0	6
James, B.	1	0-0	0-0	0-0	0	0-0	0	0	6
Cooper, R.	1	0-0	0-0	0-0	0	0-0	0	0	6
Newton, C.	1	0-0	0-0	0-0	0	0-0	0	0	6
Moore, K.	1	0-0	0-0	0-0	0	0-0	0	0	6
Pierre-Louis, W	1	0-0	0-0	0-0	0	0-0	0	0	6
Doe, D.	1	0-0	0-0	0-0	0	0-0	0	0	6
Spikes, B.	0	0-0	0-0	0-0	0	0-0	0	0	0
Phillips, J.	0	0-0	0-1	0-0	0	0-0	0	0	0
Dunlap, C.	0	0-0	0-0	0-0	0	0-0	0	0	0
Total.....	41	7-10	38-40	0-0	0	0-1	0	0	305
Opponents.....	28	10-15	24-24	0-1	1	1-2	0	0	224

TOTAL OFFENSE	G	Plays	Rush	Pass	Total	Avg/G
Tebow, T.	8	358	587	1996	2583	322.9
Harvin, P.	7	47	361	0	361	51.6
Moore, K.	8	62	355	0	355	44.4
James, B.	8	20	110	0	110	13.8
Fayson, J.	8	12	67	0	67	8.4
Newton, C.	2	9	48	7	55	27.5
Caldwell, A.	6	6	23	0	23	3.8
Rainey, C.	3	1	10	0	10	3.3
Walker, C.	3	1	4	0	4	1.3
TEAM	4	6	-76	0	-76	-19.0
Total.....	8	522	1489	2003	3492	436.5
Opponents.....	8	555	917	2052	2969	371.1

FIELD GOALS	FGM-FGA	Pct	01-19	20-29	30-39	40-49	50-99	Lg	Blk
Ijjas, J.	7-10	70.0	0-0	4-4	2-4	1-2	0-0	43	1

FG SEQUENCE	Florida	OPPONENTS
UT	(25)	(28),(22)
Ole Miss	42,(25)	(40),(32),48,(22)
Auburn	34,(24)	(30),(43)
LSU	(31)	43,37
Kentucky	(21)	48,(27)
UGA	(43)	56
Vanderbilt	38	(33)
South Carolina	(34)	(44)

PUNTING	No.	Yds	Avg	Long	TB	FC	I20	Blkd
Henry, C.	22	853	38.8	53	0	10	8	0
Total.....	22	853	38.8	53	0	10	8	0
Opponents.....	28	1159	41.4	55	2	1	10	1

KICKOFFS	No.	Yds	Avg	TB	OB	Retn	Net	YdLn
Ijjas, J.	55	3474	63.2	7	2			
Phillips, J.	1	64	64.0	0	0			
Total.....	56	3538	63.2	7	2	1152	40.1	29
Opponents.....	40	2306	57.7	5	0	714	37.3	32

Numbers in (parentheses) indicate field goal was made.

The Automated ScoreBook
Florida Overall Individual Statistics (as of Jan 02, 2008)
Conference games

ALL PURPOSE	G	Rush	Rec	PR	KOR	IR	Tot	Avg/G
James, B.	8	110	63	174	656	0	1003	125.4
Harvin, P.	7	361	619	0	0	0	980	140.0
Tebow, T.	8	587	0	0	0	0	587	73.4
Moore, K.	8	355	77	0	11	0	443	55.4
Caldwell, A.	6	23	390	0	0	0	413	68.8
Murphy, L.	8	0	380	0	0	0	380	47.5
Ingram, C.	8	0	240	0	0	0	240	30.0
Fayson, J.	8	67	114	0	0	0	181	22.6
Hernandez, A.	8	0	62	0	0	0	62	7.8
Newton, C.	2	48	0	0	0	0	48	24.0
Pierre-Louis, W	8	0	0	0	0	47	47	5.9
Cooper, R.	6	0	39	0	0	0	39	6.5
Haden, J.	8	0	0	0	18	10	28	3.5
Nelson, D.	8	0	19	0	0	0	19	2.4
Cunningham, J.	8	0	0	0	0	18	18	2.2
Rutledge, E.	8	0	0	0	16	0	16	2.0
Curtis, J.	7	0	0	13	0	0	13	1.9
Estopinan, J.	6	0	0	0	12	0	12	2.0
Joiner, T.	8	0	0	0	0	11	11	1.4
Rainey, C.	3	10	0	0	0	0	10	3.3
Finch, J.	1	0	0	0	0	9	9	9.0
Walker, C.	3	4	0	0	0	0	4	1.3
Williams, J.	8	0	0	0	1	0	1	0.1
TEAM	4	-76	0	0	0	0	-76	-19.0
Total.....	8	1489	2003	187	714	95	4488	561.0
Opponents.....	8	917	2052	22	1152	115	4258	532.2

The Automated ScoreBook
Florida Overall Defensive Statistics (as of Jan 02, 2008)
Conference games

DEFENSIVE LEADERS	GP	-----Tackles-----			TFL/Yds	-Sacks-	---Pass Def---			-Fumbles-		Blkd	
		Solo	Ast	Total			No-Yds	Int-Yds	BrUp	QBH	Rcv-Yds	FF	Kick
51 Spikes, B.	8	50	31	81	7.5-20	0.5-4	.	5	1	2-0	1	.	.
32 Doe, D.	8	24	27	51	1.0-1	.	.	1	2	1-18	.	.	.
12 Haden, J.	8	33	16	49	3.0-14	.	1-10	8	.	1-0	.	.	.
49 Cunningham, J.	8	26	23	49	8.0-38	3.5-22	1-18	2	1
19 Joiner, T.	8	17	25	42	3.0-8	.	2-11	3	1	.	1	.	.
21 Wright, M.	8	28	10	38	.	.	.	1	.	.	3	.	.
91 Harvey, D.	8	20	12	32	11.0-50	4.5-27	.	3	3
16 Jones, A.	8	13	6	19	2.5-8	1.0-6	.	1	1
4 Pierre-Louis, W	8	14	5	19	.	.	2-47	3
93 Estopinan, J.	6	10	8	18	3.0-13	1.0-6	.	1	1
20 Munroe, D.	8	11	5	16	.	.	.	3	1
9M McMillan, C.	8	6	10	16	0.5-1
41 Stamper, R.	8	7	7	14	2.0-19	2.0-19
23 Rickerson, J.	7	8	3	11	.	.	.	1
3 Jackson, K.	8	6	5	11	.	.	.	1
31 Thomas, B.	6	6	3	9
14 Anderson, M.	5	6	2	8	0.5-2	.	1-0
94 Trattou, J.	7	5	3	8	2.0-12	1.5-12	.	1
40 Hicks, B.	8	3	4	7	.	.	.	1
87 Williams, J.	8	3	2	5
7H Hornsby, J.	5	1	3	4
95 Davis, T.	7	3	1	4	1.0-2
55 Pouncey, Mi.	8	3	1	4	1.0-2	.	.	1
39 Sorrentino, J.	8	3	1	4
44 Lemmens, D.	6	1	3	4
30 Jones, J.	6	2	1	3
98 Ijjas, J.	8	1	2	3
26 Edwards, L.	5	1	2	3
18 Finch, J.	1	1	2	3	.	.	1-9
92 Sanders, T.	5	2	1	3
90 Marsh, L.	5	2	1	3	1.0-1
22 Holliday, C.	7	1	1	2
43 Smith, J.	8	1	1	2
47 Antwine, B.	2	1	1	2
8D Dunlap, C.	8	2	.	2	1.0-10	1.0-10	.	.	2
5 Caldwell, A.	6	1	.	1
63 Tartt, J.	8	1	.	1
50 Pintado, C.	1	.	1	1
36 Jenkins, M.	4	1	.	1
35 Black, A.	3	1	.	1
86 Cooper, R.	6	1	.	1
54 Blackett, R.	6	1	.	1	1	.	.
11 Fayson, J.	8	1	.	1
24 Curtis, J.	7	1	.
25 James, B.	8	1-0	.	.	.
Total.....	8	328	229	557	48-201	15-106	8-95	36	13	5-18	6	1	.
Opponents.....	8	321	214	535	27-129	9-54	5-115	21	15	7-64	5	1	.

The Automated ScoreBook
 Florida Game Superlatives (as of Jan 02, 2008)
 All games

INDIVIDUAL GAME HIGHS

Rushes.....	27	Tebow, T. at Ole Miss (Sep 22, 2007)
Yards Rushing.....	166	Tebow, T. at Ole Miss (Sep 22, 2007)
TD Rushes.....	5	Tebow, T. at South Carolina (Nov 10, 2007)
Long Rush.....	66	Harvin, P. vs Michigan (Jan 1, 2008)
Pass attempts.....	34	Tebow, T. at Ole Miss (Sep 22, 2007)
		Tebow, T. vs Florida Atlantic (Nov 17, 2007)
Pass completions....	25	Tebow, T. vs Florida Atlantic (Nov 17, 2007)
Yards Passing.....	338	Tebow, T. vs Florida Atlantic (Nov 17, 2007)
TD Passes.....	4	Tebow, T. at Kentucky (Oct 20, 2007)
Long Pass.....	66	Tebow, T. at Kentucky (Oct 20, 2007)
Receptions.....	13	Caldwell, A. vs Florida Atlantic (Nov 17, 2007)
Yards Receiving.....	164	Caldwell, A. vs Florida Atlantic (Nov 17, 2007)
TD Receptions.....	2	Cooper, R. vs WKU (Sep 01, 2007)
		Caldwell, A. vs Vanderbilt (Nov 03, 2007)
		Ingram, C. vs Florida Atlantic (Nov 17, 2007)
		Murphy, L. vs Florida State (Nov 24, 2007)
		Caldwell, A. vs Michigan (Jan 1, 2008)
Long Reception.....	66	Murphy, L. at Kentucky (Oct 20, 2007)
Field Goals.....	1	Ijjas, J. vs TROY (Sep 08, 2007)
		Ijjas, J. vs UT (Sep 15, 2007)
		Ijjas, J. at Ole Miss (Sep 22, 2007)
		Ijjas, J. vs Auburn (Sep 29, 2007)
		Ijjas, J. at LSU (Oct 06, 2007)
		Ijjas, J. at Kentucky (Oct 20, 2007)
		Ijjas, J. vs UGA (Oct 27, 2007)
		Ijjas, J. at South Carolina (Nov 10, 2007)
		Ijjas, J. vs Florida Atlantic (Nov 17, 2007)
		Ijjas, J. vs Florida State (Nov 24, 2007)
Long Field Goal.....	43	Ijjas, J. vs UGA (Oct 27, 2007)
Punts.....	4	Henry, C. at Ole Miss (Sep 22, 2007)
		Henry, C. vs Auburn (Sep 29, 2007)
		Henry, C. vs Florida Atlantic (Nov 17, 2007)
Punting Avg.....	45.7	Henry, C. at Kentucky (Oct 20, 2007)
Long Punt.....	54	Henry, C. vs Florida State (Nov 24, 2007)
Long Punt Return....	83	James, B. vs UT (Sep 15, 2007)
Long Kickoff Return.	61	James, B. at Kentucky (Oct 20, 2007)
Tackles.....	17	Cunningham, J. at LSU (Oct 06, 2007)
Sacks.....	2.5	Cunningham, J. at Kentucky (Oct 20, 2007)
Tackles For Loss....	3.5	Spikes, B. vs Auburn (Sep 29, 2007)
Interceptions.....	1	Trattou, J. vs TROY (Sep 08, 2007)
		Anderson, M. vs UT (Sep 15, 2007)
		Finch, J. vs UT (Sep 15, 2007)
		Joiner, T. at Ole Miss (Sep 22, 2007)
		Haden, J. at LSU (Oct 06, 2007)
		Pierre-Louis, W vs UGA (Oct 27, 2007)
		Pierre-Louis, W vs Vanderbilt (Nov 03, 2007)
		Cunningham, J. vs Vanderbilt (Nov 03, 2007)
		Joiner, T. at South Carolina (Nov 10, 2007)
		Wright, M. vs Michigan (Jan 1, 2008)
		Pouncey, Mi. vs Michigan (Jan 1, 2008)

The Automated ScoreBook
 Florida Game Superlatives (as of Jan 02, 2008)
 All games

TEAM GAME HIGHS

Rushes.....	48	at South Carolina (Nov 10, 2007)
Yards Rushing.....	279	vs Florida State (Nov 24, 2007)
Yards Per Rush.....	7.3	vs Florida State (Nov 24, 2007)
TD Rushes.....	5	vs TROY (Sep 08, 2007)
		at South Carolina (Nov 10, 2007)
Pass attempts.....	38	vs Florida Atlantic (Nov 17, 2007)
Pass completions....	26	vs Florida Atlantic (Nov 17, 2007)
Yards Passing.....	346	vs Florida Atlantic (Nov 17, 2007)
Yards Per Pass.....	15.7	vs UT (Sep 15, 2007)
TD Passes.....	4	at Kentucky (Oct 20, 2007)
Total Plays.....	80	at South Carolina (Nov 10, 2007)
Total Offense.....	554	vs UT (Sep 15, 2007)
Yards Per Play.....	9.4	vs WKU (Sep 01, 2007)
Points.....	59	vs TROY (Sep 08, 2007)
		vs UT (Sep 15, 2007)
		vs Florida Atlantic (Nov 17, 2007)
Sacks By.....	6	at Kentucky (Oct 20, 2007)
First Downs.....	29	vs Vanderbilt (Nov 03, 2007)
		vs Florida State (Nov 24, 2007)
Penalties.....	14	at Ole Miss (Sep 22, 2007)
Penalty Yards.....	127	at Ole Miss (Sep 22, 2007)
Turnovers.....	3	at South Carolina (Nov 10, 2007)
Interceptions By....	2	vs UT (Sep 15, 2007)
		vs Vanderbilt (Nov 03, 2007)
		vs Michigan (Jan 1, 2008)

The Automated ScoreBook
 Florida Game Superlatives (as of Jan 02, 2008)
 All games

OPPONENT INDIVIDUAL GAME HIGHS

Rushes.....	33	Knowshon Moreno, vs UGA (Oct 27, 2007)
Yards Rushing.....	188	Knowshon Moreno, vs UGA (Oct 27, 2007)
TD Rushes.....	3	Knowshon Moreno, vs UGA (Oct 27, 2007) Cory Boyd, at South Carolina (Nov 10, 2007)
Long Rush.....	42	Knowshon Moreno, vs UGA (Oct 27, 2007)
Pass attempts.....	52	Haugabook, Omar, vs TROY (Sep 08, 2007)
Pass completions....	35	Andre' Woodson, at Kentucky (Oct 20, 2007)
Yards Passing.....	415	Andre' Woodson, at Kentucky (Oct 20, 2007)
TD Passes.....	5	Andre' Woodson, at Kentucky (Oct 20, 2007)
Long Pass.....	84	M. Stafford, vs UGA (Oct 27, 2007)
Receptions.....	9	R. Smith, vs Auburn (Sep 29, 2007) Arrington, A., vs Michigan (Jan 1, 2008)
Yards Receiving.....	153	Arrington, A., vs Michigan (Jan 1, 2008)
TD Receptions.....	3	Dicky Lyons, at Kentucky (Oct 20, 2007)
Long Reception.....	84	M. Massaquoi, vs UGA (Oct 27, 2007)
Field Goals.....	4	Cismesia, G, vs Florida State (Nov 24, 2007)
Long Field Goal.....	60	Cismesia, G, vs Florida State (Nov 24, 2007)
Punts.....	8	Moore, Jeremy, vs WKU (Sep 01, 2007)
Punting Avg.....	49.0	Patrick Fisher, at LSU (Oct 06, 2007)
Long Punt.....	56	Moore, Jeremy, vs WKU (Sep 01, 2007)
Long Punt Return....	9	Keenan Burton, at Kentucky (Oct 20, 2007)
Long Kickoff Return.	74	LaMarcus Coker, vs UT (Sep 15, 2007)
Tackles.....	16	Craig Steltz, at LSU (Oct 06, 2007)
Sacks.....	2.0	Marcus Howard, vs UGA (Oct 27, 2007)
Tackles For Loss....	2.0	Richardson, M., vs TROY (Sep 08, 2007) Todd, Shawn, vs TROY (Sep 08, 2007) Gales, Dion, vs TROY (Sep 08, 2007) Mouzon, Dustin, at Ole Miss (Sep 22, 2007) S. Marks, vs Auburn (Sep 29, 2007) Rennie Curran, vs UGA (Oct 27, 2007) Marcus Howard, vs UGA (Oct 27, 2007) Council, J., vs Florida Atlantic (Nov 17, 2007) Crabble, Shawn, vs Michigan (Jan 1, 2008)
Interceptions.....	1	Eric Berry, vs UT (Sep 15, 2007) Patrick Lee, vs Auburn (Sep 29, 2007) Kirston Pittman, at LSU (Oct 06, 2007) Langford, Resh., vs Vanderbilt (Nov 03, 2007) Stoney Woodson, at South Carolina (Nov 10, 2007) Small, C., vs Florida Atlantic (Nov 17, 2007)

The Automated ScoreBook
Florida Game Superlatives (as of Jan 02, 2008)
All games

OPPONENT TEAM GAME HIGHS

Rushes.....	52	at LSU (Oct 06, 2007)
Yards Rushing.....	247	at LSU (Oct 06, 2007)
Yards Per Rush.....	4.8	at LSU (Oct 06, 2007)
TD Rushes.....	3	at LSU (Oct 06, 2007) vs UGA (Oct 27, 2007) at South Carolina (Nov 10, 2007)
Pass attempts.....	52	vs TROY (Sep 08, 2007)
Pass completions....	35	at Kentucky (Oct 20, 2007)
Yards Passing.....	415	at Kentucky (Oct 20, 2007)
Yards Per Pass.....	12.1	vs UGA (Oct 27, 2007)
TD Passes.....	5	at Kentucky (Oct 20, 2007)
Total Plays.....	86	vs Michigan (Jan 1, 2008)
Total Offense.....	524	vs Michigan (Jan 1, 2008)
Yards Per Play.....	7.4	at Ole Miss (Sep 22, 2007)
Points.....	42	vs UGA (Oct 27, 2007)
Sacks By.....	6	vs UGA (Oct 27, 2007)
First Downs.....	29	at Kentucky (Oct 20, 2007)
Penalties.....	10	at Ole Miss (Sep 22, 2007) vs Florida Atlantic (Nov 17, 2007)
Penalty Yards.....	77	vs UGA (Oct 27, 2007)
Turnovers.....	4	vs Michigan (Jan 1, 2008)
Interceptions By....	1	vs UT (Sep 15, 2007) vs Auburn (Sep 29, 2007) at LSU (Oct 06, 2007) vs Vanderbilt (Nov 03, 2007) at South Carolina (Nov 10, 2007) vs Florida Atlantic (Nov 17, 2007)

The Automated ScoreBook
Florida Red-Zone Results (as of Jan 02, 2008)
All games

Florida Inside Opponent Red-Zone

Date	Opponent	Score	Times	Times	Total				---- Failed to score inside RZ ----						
			In RZ	Scored	Pts	TDs	Rush TDs	Pass TDs	FGs Made	FGA	Downs	Int	Fumb	Half	Game
Sep 01	WKU.....	W 49-3	5	5	35	5	4	1	0	0	0	0	0	0	
Sep 08	TROY.....	W 59-31	9	9	59	8	5	3	1	0	0	0	0	0	
*Sep 15	UT.....	W 59-20	7	6	38	5	4	1	1	0	0	1	0	0	
*Sep 22	at Ole Miss.....	W 30-24	5	4	24	3	2	1	1	0	0	0	0	1	
*Sep 29	Auburn.....	L 17-20	4	3	17	2	1	1	1	1	0	0	0	0	
*Oct 06	at LSU.....	L 24-28	3	3	17	2	1	1	1	0	0	0	0	0	
*Oct 20	at Kentucky.....	W 45-37	5	5	31	4	1	3	1	0	0	0	0	0	
*Oct 27	vs UGA.....	L 30-42	4	2	13	2	2	0	0	0	1	0	1	0	
*Nov 03	Vanderbilt.....	W 49-22	9	7	49	7	4	3	0	1	0	0	0	1	
*Nov 10	at South Carolina.....	W 51-31	7	6	38	5	5	0	1	0	0	0	1	0	
Nov 17	Florida Atlantic.....	W 59-20	6	6	38	5	3	2	1	0	0	0	0	0	
Nov 24	Florida State.....	W 45-12	3	3	17	2	1	1	1	0	0	0	0	0	
Jan 1	vs Michigan.....	L 35-41	6	5	35	5	2	3	0	1	0	0	0	0	
Totals			73	64	411	55	35	20	9	3	1	1	2	2	0
64 of 73 (87.7%)															

Opponents Inside Florida Red-Zone

Date	Opponent	Score	Times	Times	Total				---- Failed to score inside RZ ----						
			In RZ	Scored	Pts	TDs	Rush TDs	Pass TDs	FGs Made	FGA	Downs	Int	Fumb	Half	Game
Sep 01	WKU.....	W 49-3	2	1	3	0	0	0	1	0	1	0	0	0	0
Sep 08	TROY.....	W 59-31	4	3	17	2	1	1	1	1	0	0	0	0	0
*Sep 15	UT.....	W 59-20	4	3	13	1	0	1	2	0	0	1	0	0	0
*Sep 22	at Ole Miss.....	W 30-24	5	4	16	1	0	1	3	1	0	0	0	0	0
*Sep 29	Auburn.....	L 17-20	3	3	17	2	2	0	1	0	0	0	0	0	0
*Oct 06	at LSU.....	L 24-28	5	4	28	4	3	1	0	1	0	0	0	0	0
*Oct 20	at Kentucky.....	W 45-37	4	3	16	2	0	2	1	1	0	0	0	0	0
*Oct 27	vs UGA.....	L 30-42	4	4	28	4	3	1	0	0	0	0	0	0	0
*Nov 03	Vanderbilt.....	W 49-22	3	3	16	2	2	0	1	0	0	0	0	0	0
*Nov 10	at South Carolina.....	W 51-31	5	5	31	4	3	1	1	0	0	0	0	0	0
Nov 17	Florida Atlantic.....	W 59-20	2	2	14	2	1	1	0	0	0	0	0	0	0
Nov 24	Florida State.....	W 45-12	3	3	9	0	0	0	3	0	0	0	0	0	0
Jan 1	vs Michigan.....	L 35-41	8	6	38	5	2	3	1	0	0	0	2	0	0
Totals			52	44	246	29	17	12	15	4	1	1	2	0	0
44 of 52 (84.6%)															

The Automated ScoreBook
Florida By-Quarter Statistics (as of Jan 02, 2008)
All games

3rd-Down Conversions

Date	Opponent	Score	Overall	1st Qtr	2nd Qtr	3rd Qtr	4th Qtr	OT	Qtr
Sep 01	WKU.....	W 49-3	4-8 50.0%	1-1 100.0%	1-2 50.0%	1-3 33.3%	1-2 50.0%		
Sep 08	TROY.....	W 59-31	7-12 58.3%	2-2 100.0%	3-3 100.0%	0-3 0.0%	2-4 50.0%		
*Sep 15	UT.....	W 59-20	5-12 41.7%	0-2 0.0%	2-2 100.0%	3-6 50.0%	0-2 0.0%		
*Sep 22	at Ole Miss.....	W 30-24	8-15 53.3%	1-4 25.0%	2-3 66.7%	3-4 75.0%	2-4 50.0%		
*Sep 29	Auburn.....	L 17-20	5-12 41.7%	0-2 0.0%	3-5 60.0%	1-3 33.3%	1-2 50.0%		
*Oct 06	at LSU.....	L 24-28	6-9 66.7%	2-4 50.0%	2-2 100.0%	1-1 100.0%	1-2 50.0%		
*Oct 20	at Kentucky.....	W 45-37	7-11 63.6%	2-3 66.7%	2-3 66.7%	2-3 66.7%	1-2 50.0%		
*Oct 27	vs UGA.....	L 30-42	4-10 40.0%	1-2 50.0%	0-2 0.0%	2-4 50.0%	1-2 50.0%		
*Nov 03	Vanderbilt.....	W 49-22	6-10 60.0%	2-3 66.7%	3-3 100.0%	0-1 0.0%	1-3 33.3%		
*Nov 10	at South Carolina.....	W 51-31	12-16 75.0%	3-4 75.0%	2-3 66.7%	3-4 75.0%	4-5 80.0%		
Nov 17	Florida Atlantic.....	W 59-20	5-9 55.6%	2-2 100.0%	1-2 50.0%	2-2 100.0%	0-3 0.0%		
Nov 24	Florida State.....	W 45-12	7-11 63.6%	2-2 100.0%	2-3 66.7%	3-4 75.0%	0-2 0.0%		
Jan 1	vs Michigan.....	L 35-41	2-11 18.2%	1-2 50.0%	0-3 0.0%	1-3 33.3%	0-3 0.0%		
Florida			78-146 53.4%	19-33 57.6%	23-36 63.9%	22-41 53.7%	14-36 38.9%	0-0 0.0%	
Opponents			80-194 41.2%	19-49 38.8%	25-53 47.2%	20-44 45.5%	16-48 33.3%	0-0 0.0%	

4th-Down Conversions

Date	Opponent	Score	Overall	1st Qtr	2nd Qtr	3rd Qtr	4th Qtr	OT	Qtr
Sep 01	WKU.....	W 49-3	1-1 100.0%	0-0 0.0%	0-0 0.0%	0-0 0.0%	1-1 100.0%		
Sep 08	TROY.....	W 59-31	0-0 0.0%	0-0 0.0%	0-0 0.0%	0-0 0.0%	0-0 0.0%		
*Sep 15	UT.....	W 59-20	2-2 100.0%	0-0 0.0%	0-0 0.0%	1-1 100.0%	1-1 100.0%		
*Sep 22	at Ole Miss.....	W 30-24	1-1 100.0%	1-1 100.0%	0-0 0.0%	0-0 0.0%	0-0 0.0%		
*Sep 29	Auburn.....	L 17-20	0-1 0.0%	0-0 0.0%	0-1 0.0%	0-0 0.0%	0-0 0.0%		
*Oct 06	at LSU.....	L 24-28	0-0 0.0%	0-0 0.0%	0-0 0.0%	0-0 0.0%	0-0 0.0%		
*Oct 20	at Kentucky.....	W 45-37	0-0 0.0%	0-0 0.0%	0-0 0.0%	0-0 0.0%	0-0 0.0%		
*Oct 27	vs UGA.....	L 30-42	1-2 50.0%	0-0 0.0%	0-0 0.0%	1-1 100.0%	0-1 0.0%		
*Nov 03	Vanderbilt.....	W 49-22	0-1 0.0%	0-0 0.0%	0-0 0.0%	0-0 0.0%	0-1 0.0%		
*Nov 10	at South Carolina.....	W 51-31	0-1 0.0%	0-1 0.0%	0-0 0.0%	0-0 0.0%	0-0 0.0%		
Nov 17	Florida Atlantic.....	W 59-20	0-0 0.0%	0-0 0.0%	0-0 0.0%	0-0 0.0%	0-0 0.0%		
Nov 24	Florida State.....	W 45-12	0-0 0.0%	0-0 0.0%	0-0 0.0%	0-0 0.0%	0-0 0.0%		
Jan 1	vs Michigan.....	L 35-41	2-4 50.0%	0-0 0.0%	0-0 0.0%	2-2 100.0%	0-2 0.0%		
Florida			7-13 53.8%	1-2 50.0%	0-1 0.0%	4-4 100.0%	2-6 33.3%	0-0 0.0%	
Opponents			14-24 58.3%	0-1 0.0%	6-8 75.0%	2-4 50.0%	6-11 54.5%	0-0 0.0%	

Time of Possession

Date	Opponent	Score	Overall	1st Qtr	2nd Qtr	3rd Qtr	4th Qtr	OT	Qtr
Sep 01	WKU.....	W 49-3	22:36	4:13	7:27	7:56	3:00		
Sep 08	TROY.....	W 59-31	32:43	6:40	8:04	7:09	10:50		
*Sep 15	UT.....	W 59-20	34:50	5:23	7:06	14:33	7:48		
*Sep 22	at Ole Miss.....	W 30-24	35:21	8:24	7:46	8:08	11:03		
*Sep 29	Auburn.....	L 17-20	27:03	3:17	10:59	8:00	4:47		
*Oct 06	at LSU.....	L 24-28	24:08	10:36	5:28	5:13	2:51		
*Oct 20	at Kentucky.....	W 45-37	27:41	8:18	4:45	7:57	6:41		
*Oct 27	vs UGA.....	L 30-42	27:34	9:07	5:16	7:10	6:01		
*Nov 03	Vanderbilt.....	W 49-22	26:57	7:40	4:29	3:53	10:55		
*Nov 10	at South Carolina.....	W 51-31	34:21	9:20	8:02	9:35	7:24		
Nov 17	Florida Atlantic.....	W 59-20	28:20	7:20	5:39	8:50	6:31		
Nov 24	Florida State.....	W 45-12	31:40	5:09	7:37	10:09	8:45		
Jan 1	vs Michigan.....	L 35-41	27:42	7:33	5:47	8:06	6:16		
Florida			Total 380:56	93:00	88:25	106:39	92:52	0:00	
			Avg. 29:18	7:09	6:48	8:12	7:08	0:00	
Opponents			Total 390:41	102:00	106:35	88:21	93:45	0:00	
			Avg. 30:03	7:50	8:11	6:47	7:12	0:00	

The Automated ScoreBook
Florida Team Game-by-Game (as of Jan 02, 2008)
All games

TEAM STATISTICS

Date	Opponent	---RUSHING---				--RECEIVING--				-----PASSING-----				--KICK RET--				--PUNT RET--				tot off		
		No.	Yds	TD	Lg	No.	Yds	TD	Lg	Cmp	Att	Int	Yds	TD	Lg	No	Yds	TD	Lg	No	Yds		TD	Lg
Sep 01, 2007	WKU.....	33	185	4	18	16	325	3	59	16-	21-	0	325	3	59	0	0	0	0	6	71	0	22	510
Sep 08, 2007	TROY.....	46	264	5	25	18	236	3	37	18-	25-	0	236	3	37	5	185	0	59	3	59	0	32	500
Sep 15, 2007	UT.....	46	255	4	28	14	299	2	49	14-	19-	1	299	2	49	5	102	0	31	3	91	1	83	554
Sep 22, 2007	at Ole Miss.....	45	246	2	18	20	261	2	37	20-	34-	0	261	2	37	5	123	0	55	1	0	0	0	507
Sep 29, 2007	AUBURN.....	28	111	1	12	20	201	1	52	20-	27-	1	201	1	52	3	94	0	35	2	11	0	11	312
Oct 06, 2007	at LSU.....	32	156	1	21	12	158	2	37	12-	26-	1	158	2	37	3	24	0	17	1	17	0	17	314
Oct 20, 2007	at Kentucky.....	37	171	2	24	18	256	4	66	18-	26-	0	256	4	66	3	111	0	61	0	0	0	0	427
Oct 27, 2007	vs UGA.....	35	107	2	21	14	236	1	40	14-	22-	0	236	1	40	7	138	0	52	1	3	0	3	343
Nov 03, 2007	VANDERBILT.....	36	210	4	38	23	288	3	40	23-	29-	1	288	3	40	3	64	0	52	1	53	0	53	498
Nov 10, 2007	at South Carolina.....	48	233	5	21	22	304	2	55	22-	32-	1	304	2	55	3	58	0	39	2	12	0	0	537
Nov 17, 2007	FLORIDA ATLANTIC.....	31	155	4	24	26	346	3	40	26-	38-	1	346	3	40	5	41	0	22	3	27	1	19	501
Nov 24, 2007	FLORIDA STATE.....	38	279	3	24	19	262	3	40	19-	28-	0	262	3	40	3	42	0	22	1	7	0	7	541
Jan 1, 2008	vs Michigan.....	32	230	2	66	18	169	3	20	18-	34-	0	169	3	20	5	52	0	23	2	41	0	23	399
Totals.....		487	2602	39	66	240	3341	32	66	240-	361-	6	3341	32	66	50	1034	0	61	26	392	2	83	5943
Opponent.....		442	1343	18	42	277	3361	19	84	277-	466-	11	3361	19	84	85	1843	0	74	5	22	0	9	4704

Games played: 13
Avg per rush: 5.3
Avg per catch: 13.9
Pass efficiency: 170.15
Kick ret avg: 20.7
Punt ret avg: 15.1
All purpose avg/game: 574.8
Total offense avg/gm: 457.2

Date	Opponent	-----TACKLES-----			-SACKS-		-FUMBLE-			Pass Blkd		-Kicks--XPTS-				Pts				
		Solo	Ast	Total	TFL	Yds	No	Yds	FF	FR	Yds	QBH	Brk	Kick	Att		Mad	Run	Rcv	Saf
Sep 01, 2007	WKU.....	38	22	60	8.0	-36	4.0	-30	2	0-0	0	0	0	0	7-7	0	0	0	0	49
Sep 08, 2007	TROY.....	41	30	71	5.0	-24	1.0	-9	1	1-0	1	0	3	2	8-8	0	0	0	0	59
Sep 15, 2007	UT.....	32	42	74	3.0	-17	0.0	-0	1	1-18	2	9	0	5	0	8-8	0	0	0	59
Sep 22, 2007	at Ole Miss.....	27	22	49	5.0	-27	2.0	-11	1	0-0	1	0-0	2	5	0	4-3	0	0	0	30
Sep 29, 2007	AUBURN.....	47	24	71	12.0	-54	4.0	-31	1	1-0	0	0-0	1	5	0	2-2	0	0	0	17
Oct 06, 2007	at LSU.....	39	54	93	3.0	-6	0.0	-0	0	0-0	1	-10	3	3	0	3-3	0	0	0	24
Oct 20, 2007	at Kentucky.....	58	30	88	8.0	-42	6.0	-38	0	0-0	0	0-0	0	4	0	6-6	0	0	0	45
Oct 27, 2007	vs UGA.....	39	23	62	6.0	-20	1.0	-10	0	0-0	1	-25	1	2	0	3-3	0	0	0	30
Nov 03, 2007	VANDERBILT.....	37	30	67	7.0	-16	0.0	-0	0	1-0	2	-40	2	6	0	7-7	0	0	0	49
Nov 10, 2007	at South Carolina.....	49	4	53	4.0	-19	2.0	-16	3	2-0	1	-11	4	6	1	7-6	0	0	0	51
Nov 17, 2007	FLORIDA ATLANTIC.....	42	32	74	9.0	-34	4.0	-25	0	1-0	0	0-0	0	6	1	8-8	0	0	0	59
Nov 24, 2007	FLORIDA STATE.....	36	24	60	9.0	-29	2.0	-21	0	0-0	0	0-0	1	7	0	6-6	0	0	0	45
Jan 1, 2008	vs Michigan.....	52	28	80	9.0	-33	3.0	-24	3	2-0	2	-9	1	4	0	5-5	0	0	0	35
Totals.....		537	365	902	88.0	-357	30.0	-215	12	9-18	11	-104	15	56	4	74-72	0	0	0	552
Opponent.....		526	308	834	50.0	-199	13.0	-78	8	9-100	6	-151	23	35	2	35-35	0	1	0	331

Date	Opponent	-----PUNTING-----							--FIELD GOALS--				-----KICKOFFS-----					
		No	Yds	Avg	Long	Blkd	TB	FC	50+	I20	Att	Made	Lg	Blkd	No	Yds	Avg	TB
Sep 01, 2007	WKU.....	3	115	38.3	49	0	0	2	0	2	0-0	0	0	7	432	61.7	0	1
Sep 08, 2007	TROY.....	3	109	36.3	38	0	0	2	0	1	1-1	32	0	10	619	61.9	0	1
Sep 15, 2007	UT.....	3	101	33.7	37	0	0	2	0	1	1-1	25	0	10	653	65.3	1	0
Sep 22, 2007	at Ole Miss.....	4	158	39.5	50	0	0	1	2	1	2-1	25	0	6	387	64.5	0	0
Sep 29, 2007	AUBURN.....	4	144	36.0	43	0	0	3	0	1	2-1	24	1	4	261	65.2	0	0
Oct 06, 2007	at LSU.....	2	74	37.0	40	0	0	1	0	1	1-1	31	0	5	306	61.2	1	0
Oct 20, 2007	at Kentucky.....	3	137	45.7	50	0	0	1	1	0	1-1	21	0	8	512	64.0	1	0
Oct 27, 2007	vs UGA.....	3	131	43.7	53	0	0	1	1	1	1-1	43	0	6	410	68.3	0	0
Nov 03, 2007	VANDERBILT.....	2	81	40.5	43	0	0	0	2	1-0	0	0	0	8	500	62.5	3	0
Nov 10, 2007	at South Carolina.....	1	27	27.0	27	0	0	1	0	1	1-1	34	0	9	509	56.6	1	2
Nov 17, 2007	FLORIDA ATLANTIC.....	4	168	42.0	45	0	0	2	0	1	1-1	36	0	10	601	60.1	0	0
Nov 24, 2007	FLORIDA STATE.....	2	90	45.0	54	0	0	0	1	2	1-1	35	0	8	467	58.4	0	0
Jan 1, 2008	vs Michigan.....	3	118	39.3	41	0	0	3	0	0	2-0	0	1	6	348	58.0	0	0
Totals.....		37	1453	39.3	54	0	0	19	5	14	15-10	43	2	97	6005	61.9	7	4
Opponent.....		54	2116	39.2	56	4	3	4	10	13	26-20	60	0	63	3557	56.5	10	0

The Automated ScoreBook
Florida Opponent Game-by-Game (as of Jan 02, 2008)
All games

OPPONENT STATISTICS

Date	Opponent	---RUSHING---				--RECEIVING--				-----PASSING-----				--KICK RET--				--PUNT RET--				tot off		
		No.	Yds	TD	Lg	No.	Yds	TD	Lg	Cmp	Att	Int	Yds	TD	Lg	No	Yds	TD	Lg	No	Yds		TD	Lg
Sep 01, 2007	WKU.....	32	48	0	10	15	156	0	29	15-	21-	0	156	0	29	6	76	0	26	0	0	0	0	204
Sep 08, 2007	TROY.....	26	53	2	31	29	283	2	26	29-	52-	1	283	2	26	9	177	0	30	0	0	0	0	336
Sep 15, 2007	UT.....	21	37	0	6	28	261	1	32	28-	46-	2	261	1	32	9	260	0	74	0	0	0	0	298
Sep 22, 2007	at Ole Miss.....	21	80	0	19	19	310	2	77	19-	32-	1	310	2	77	6	159	0	42	0	0	0	0	390
Sep 29, 2007	AUBURN.....	44	99	2	19	17	227	0	25	17-	26-	0	227	0	25	4	78	0	28	0	0	0	0	326
Oct 06, 2007	at LSU.....	52	247	3	21	14	144	1	18	14-	28-	1	144	1	18	4	89	0	32	0	0	0	0	391
Oct 20, 2007	at Kentucky.....	35	97	0	17	35	415	5	50	35-	50-	0	415	5	50	7	169	0	29	2	14	0	9	512
Oct 27, 2007	vs UGA.....	44	196	3	42	11	217	3	84	11-	18-	1	217	3	84	6	149	0	33	1	8	0	8	413
Nov 03, 2007	VANDERBILT.....	33	93	2	26	18	162	0	35	18-	35-	2	162	0	35	5	135	0	46	1	0	0	0	255
Nov 10, 2007	at South Carolina.....	26	68	3	13	26	316	1	23	26-	44-	1	316	1	23	6	113	0	31	0	0	0	0	384
Nov 17, 2007	FLORIDA ATLANTIC.....	36	75	1	16	20	309	1	57	20-	38-	0	309	1	57	9	157	0	31	1	0	0	0	384
Nov 24, 2007	FLORIDA STATE.....	25	99	0	24	20	188	0	18	20-	37-	0	188	0	18	8	163	0	47	0	0	0	0	287
Jan 1, 2008	vs Michigan.....	47	151	2	23	25	373	3	65	25-	39-	2	373	3	65	6	118	0	29	0	0	0	0	524
Opponent totals.....		442	1343	18	42	277	3361	19	84	277-	466-	11	3361	19	84	85	1843	0	74	5	22	0	9	4704
Florida.....		487	2602	39	66	240	3341	32	66	240-	361-	6	3341	32	66	50	1034	0	61	26	392	2	83	5943

Games played: 13
Avg per rush: 3.0
Avg per catch: 12.1
Pass efficiency: 128.76
Kick ret avg: 21.7
Punt ret avg: 4.4
All purpose avg/game: 516.9
Total offense avg/gm: 361.8

Date	Opponent	-----TACKLES-----			-SACKS-		-FUMBLE-			Pass Blkd			-Kicks--XPTS-				Pts					
		Solo	Asst	Total	TFL-Yds	No-Yds	FF	FR-Yds	Int-Yds	QBH	Brk	Kick	Att	Mad	Run	Rcv		Saf				
Sep 01, 2007	WKU.....	33	16	49	2.0-2	0.0-0	0	0-0	0-0	0	3	0	0-0	0	0	0	0	0	0	0	0	3
Sep 08, 2007	TROY.....	51	18	69	8.0-25	2.0-11	2	2-36	0-0	0	2	0	4-4	0	0	0	0	0	0	0	0	31
Sep 15, 2007	UT.....	41	26	67	1.0-6	0.0-0	0	0-0	1-96	0	1	0	2-2	0	0	0	0	0	0	0	0	20
Sep 22, 2007	at Ole Miss.....	44	42	86	5.0-17	0.0-0	0	0-0	0-0	5	5	0	1-1	0	1	0	1	0	0	1	0	24
Sep 29, 2007	AUBURN.....	39	18	57	2.0-10	0.0-0	1	1-0	1-0	1	1	1	2-2	0	0	0	0	0	0	0	0	20
Oct 06, 2007	at LSU.....	23	40	63	2.0-8	2.0-8	1	1-0	1-0	5	5	0	4-4	0	0	0	0	0	0	0	0	28
Oct 20, 2007	at Kentucky.....	32	38	70	3.0-9	1.0-6	0	0-0	0-0	0	3	0	4-4	0	0	0	0	0	0	0	0	37
Oct 27, 2007	vs UGA.....	39	18	57	9.0-48	6.0-40	1	2-28	0-0	1	2	0	6-6	0	0	0	0	0	0	0	0	42
Nov 03, 2007	VANDERBILT.....	39	26	65	2.0-27	0.0-0	0	1-36	1-11	1	2	0	1-1	0	0	0	0	0	0	0	0	22
Nov 10, 2007	at South Carolina.....	64	6	70	3.0-4	0.0-0	2	2-0	1-8	2	2	0	4-4	0	0	0	0	0	0	0	0	31
Nov 17, 2007	FLORIDA ATLANTIC.....	40	18	58	5.0-7	0.0-0	0	0-0	1-36	0	1	0	2-2	0	0	0	0	0	0	0	0	20
Nov 24, 2007	FLORIDA STATE.....	37	26	63	3.0-16	1.0-4	0	0-0	0-0	0	2	0	0-0	0	0	0	0	0	0	0	0	12
Jan 1, 2008	vs Michigan.....	44	16	60	5.0-20	1.0-9	1	0-0	0-0	8	6	1	5-5	0	0	0	0	0	0	0	0	41
Opponent totals.....		526	308	834	50.0-199	13.0-78	8	9-100	6-151	23	35	2	35-35	0	1	0	0	0	0	0	0	331
Florida.....		537	365	902	88.0-357	30.0-215	12	9-18	11-104	15	56	4	74-72	0	0	0	0	0	0	0	0	552

Date	Opponent	-----PUNTING-----							--FIELD GOALS--				-----KICKOFFS-----						
		No	Yds	Avg	Long	Blkd	TB	FC	50+	I20	Att	Made	Lg	Blkd	No	Yds	Avg	TB	OB
Sep 01, 2007	WKU.....	8	353	44.1	56	0	1	0	2	1	1-1	26	0	1	70	70.0	1	0	0
Sep 08, 2007	TROY.....	5	134	26.8	43	2	0	0	0	0	2-1	21	0	6	402	67.0	1	0	0
Sep 15, 2007	UT.....	5	231	46.2	50	0	1	0	1	1	2-2	28	0	5	279	55.8	0	0	0
Sep 22, 2007	at Ole Miss.....	3	125	41.7	53	0	0	0	1	1	4-3	40	0	6	336	56.0	0	0	0
Sep 29, 2007	AUBURN.....	5	225	45.0	54	0	0	1	1	2	2-2	43	0	4	258	64.5	1	0	0
Oct 06, 2007	at LSU.....	2	98	49.0	55	0	1	0	1	0	2-0	0	0	5	269	53.8	1	0	0
Oct 20, 2007	at Kentucky.....	2	69	34.5	44	0	0	0	0	1	2-1	27	0	5	321	64.2	2	0	0
Oct 27, 2007	vs UGA.....	2	72	36.0	42	0	0	0	0	0	1-0	0	0	7	403	57.6	0	0	0
Nov 03, 2007	VANDERBILT.....	5	200	40.0	48	0	0	0	0	2	1-1	33	0	4	207	51.8	0	0	0
Nov 10, 2007	at South Carolina.....	4	139	34.8	54	1	0	0	1	3	1-1	44	0	4	233	58.2	1	0	0
Nov 17, 2007	FLORIDA ATLANTIC.....	7	215	30.7	54	1	0	2	2	2	2-2	43	0	5	211	42.2	0	0	0
Nov 24, 2007	FLORIDA STATE.....	4	166	41.5	53	0	0	1	1	0	4-4	60	0	4	212	53.0	1	0	0
Jan 1, 2008	vs Michigan.....	2	89	44.5	45	0	0	0	0	0	2-2	41	0	7	356	50.9	2	0	0
Opponent totals.....		54	2116	39.2	56	4	3	4	10	13	26-20	60	0	63	3557	56.5	10	0	0
Florida.....		37	1453	39.3	54	0	0	19	5	14	15-10	43	2	97	6005	61.9	7	4	0

The Automated ScoreBook
Florida Team Game-by-Game Comparison (as of Jan 02, 2008)
All games

Opponent	Score	-----FIRST DOWNS-----			----RUSHING----		-----PASSING-----			--TOTAL OFFENSE--		Return Yards	Turn- Overs
		Total	Rush	Pass	Pen	Number-Yards	Comp-Att-Int	Yards	Plays-Yards	Yards			
WKU.....	49-3	21/12	8/3	11/8	2/1	33-185 / 32-48	16-21- 0 / 15-21- 0	325/156	54-510 / 53-204	71/76	0/0		
TROY.....	59-31	28/21	15/4	12/14	1/3	46-264 / 26-53	18-25- 0 / 29-52- 1	236/283	71-500 / 78-336	244/213	2/2		
UT.....	59-20	23/14	11/0	12/13	0/1	46-255 / 21-37	14-19- 1 / 28-46- 2	299/261	65-554 / 67-298	220/356	1/3		
Ole Miss.....	30-24	28/18	15/4	13/10	0/4	45-246 / 21-80	20-34- 0 / 19-32- 1	261/310	79-507 / 53-390	123/159	0/1		
AUBURN.....	17-20	14/23	6/10	6/12	2/1	28-111 / 44-99	20-27- 1 / 17-26- 0	201/227	55-312 / 70-326	105/78	2/1		
LSU.....	24-28	19/25	9/13	7/11	3/1	32-156 / 52-247	12-26- 1 / 14-28- 1	158/144	58-314 / 80-391	51/89	2/1		
Kentucky.....	45-37	21/29	12/10	9/19	0/0	37-171 / 35-97	18-26- 0 / 35-50- 0	256/415	63-427 / 85-512	111/183	0/0		
UGA.....	30-42	19/19	10/10	9/7	0/2	35-107 / 44-196	14-22- 0 / 11-18- 1	236/217	57-343 / 62-413	166/185	2/1		
VANDERBILT.....	49-22	29/15	15/3	14/9	0/3	36-210 / 33-93	23-29- 1 / 18-35- 2	288/162	65-498 / 68-255	157/182	2/3		
South Carolina.....	51-31	28/22	16/4	11/15	1/3	48-233 / 26-68	22-32- 1 / 26-44- 1	304/316	80-537 / 70-384	81/121	3/3		
FLORIDA ATLANTIC....	59-20	28/19	10/3	16/15	2/1	31-155 / 36-75	26-38- 1 / 20-38- 0	346/309	69-501 / 74-384	68/193	1/1		
FLORIDA STATE.....	45-12	29/17	18/7	11/8	0/2	38-279 / 25-99	19-28- 0 / 20-37- 0	262/188	66-541 / 62-287	49/163	0/0		
Michigan.....	35-41	18/28	8/10	10/16	0/2	32-230 / 47-151	18-34- 0 / 25-39- 2	169/373	66-399 / 86-524	102/118	0/4		
Totals.....	552-331	305/262	153/81	141/157	11/24	487-2602/442-1343	240-361- 6/277-466-11	3341/3361	848-5943/ 908-4704	1548/2116	15/20		

Note: Game totals are displayed in the format TEAM/OPPONENT for each category

Opponent	3rd Down		4th Down		Time of		TOP	Avg	Avg	Avg	Punting		----PENALTIES----	
	Conversions		Conversions		Possession	Margin	Yds/Rush	Yds/Pass	Yds/Play	Number-Avg	No-Yds	No-Yds		
WKU.....	4-8	/ 2-13	1-1	/ 1-2	22:36/ 29:01	-6:25	5.6/1.5	15.5/7.4	9.4/3.8	3-38.3	/ 8-44.1	8-51	/ 5-45	
TROY.....	7-12	/ 7-16	0-0	/ 0-2	32:43/ 27:17	5:26	5.7/2.0	9.4/5.4	7.0/4.3	3-36.3	/ 5-26.8	11-104	/ 5-25	
UT.....	5-12	/ 5-17	2-2	/ 1-2	34:50/ 25:10	9:40	5.5/1.8	15.7/5.7	8.5/4.4	3-33.7	/ 5-46.2	9-66	/ 7-40	
Ole Miss.....	8-15	/ 2-11	1-1	/ 0-1	35:21/ 24:39	10:42	5.5/3.8	7.7/9.7	6.4/7.4	4-39.5	/ 3-41.7	14-127	/ 10-70	
AUBURN.....	5-12	/ 6-14	0-1	/ 1-1	27:03/ 32:57	-5:54	4.0/2.2	7.4/8.7	5.7/4.7	4-36.0	/ 5-45.0	7-44	/ 7-55	
LSU.....	6-9	/ 8-17	0-0	/ 5-5	24:08/ 35:52	-11:44	4.9/4.8	6.1/5.1	5.4/4.9	2-37.0	/ 2-49.0	2-8	/ 7-61	
Kentucky.....	7-11	/ 12-21	0-0	/ 4-5	27:41/ 32:19	-4:38	4.6/2.8	9.8/8.3	6.8/6.0	3-45.7	/ 2-34.5	4-25	/ 4-26	
UGA.....	4-10	/ 10-13	1-2	/ 0-0	27:34/ 32:26	-4:52	3.1/4.5	10.7/12.1	6.0/6.7	3-43.7	/ 2-36.0	7-68	/ 7-77	
VANDERBILT.....	6-10	/ 9-18	0-1	/ 0-1	26:57/ 33:03	-6:06	5.8/2.8	9.9/4.6	7.7/3.8	2-40.5	/ 5-40.0	7-33	/ 4-20	
South Carolina.....	12-16	/ 2-12	0-1	/ 2-2	34:21/ 25:39	8:42	4.9/2.6	9.5/7.2	6.7/5.5	1-27.0	/ 4-34.8	6-65	/ 6-35	
FLORIDA ATLANTIC....	5-9	/ 4-15	0-0	/ 0-1	28:20/ 31:40	-3:20	5.0/2.1	9.1/8.1	7.3/5.2	4-42.0	/ 7-30.7	12-75	/ 10-58	
FLORIDA STATE.....	7-11	/ 3-12	0-0	/ 0-2	31:40/ 28:20	3:20	7.3/4.0	9.4/5.1	8.2/4.6	2-45.0	/ 4-41.5	11-90	/ 3-23	
Michigan.....	2-11	/ 10-15	2-4	/ 0-0	27:42/ 32:18	-4:36	7.2/3.2	5.0/9.6	6.0/6.1	3-39.3	/ 2-44.5	9-49	/ 8-65	
Totals.....	78-146	/ 80-194	7-13	/ 14-24	380:56/390:41	-9:45	5.3/3.0	9.3/7.2	7.0/5.2	37-39.3	/ 54-39.2	107-805	/ 83-600	

Note: Game totals are displayed in the format TEAM/OPPONENT for each category

The Automated ScoreBook
 Florida Passing Game-by-Game (as of Jan 02, 2008)
 All games

#15 Tebow, T.	Att	Comp	Int	Pct	Yards	TD	Long	Sack-Yds	Effic
WKU.....	17	13	0	76.5	300	3	59	0-0	282.94
TROY.....	25	18	0	72.0	236	3	37	2-11	190.90
UT.....	19	14	1	73.7	299	2	49	0-0	230.08
Ole Miss.....	34	20	0	58.8	261	2	37	0-0	142.72
Auburn.....	27	20	1	74.1	201	1	52	0-0	141.42
LSU.....	26	12	1	46.2	158	2	37	2-8	114.89
Kentucky.....	26	18	0	69.2	256	4	66	1-6	202.71
UGA.....	22	14	0	63.6	236	1	40	6-40	168.75
Vanderbilt.....	27	22	1	81.5	281	3	40	0-0	198.16
South Carolina.....	32	22	1	68.8	304	2	55	0-0	162.92
Florida Atlantic.....	34	25	1	73.5	338	3	40	0-0	180.27
Florida State.....	28	19	0	67.9	262	3	40	1-4	181.81
Michigan.....	33	17	0	51.5	154	3	20	1-9	120.72
TOTALS.....	350	234	6	66.9	3286	32	66	13-78	172.46

#13 Newton, C.	Att	Comp	Int	Pct	Yards	TD	Long	Sack-Yds	Effic
WKU.....	4	3	0	75.0	25	0	14	0-0	127.50
Vanderbilt.....	2	1	0	50.0	7	0	7	0-0	79.40
Florida Atlantic.....	4	1	0	25.0	8	0	8	0-0	41.80
TOTALS.....	10	5	0	50.0	40	0	14	0-0	83.60

#17 Henry, C.	Att	Comp	Int	Pct	Yards	TD	Long	Sack-Yds	Effic
Michigan.....	1	1	0	100.0	15	0	15	0-0	226.00
TOTALS.....	1	1	0	100.0	15	0	15	0-0	226.00

The Automated ScoreBook

Florida All-Purpose Yards Game-by-Game (as of Jan 02, 2008)

All games

ALL PURPOSE YARDS	TOTAL	WKU	TROY	UT	UM	AU	LS	UK	UGA	VU	SC	FAU	FSU	MICH
Harvin, P.....	1622	78	98	195	120	138	69	97	138	223	DNP	DNP	224	242
James, B.....	1297	DNP	169	206	127	112	41	116	152	117	132	DNP	61	64
Tebow, T.....	895	38	93	61	166	75	67	78	-15	35	120	31	89	57
Caldwell, A.....	819	103	27	DNP	DNP	-	10	92	51	103	157	180	56	40
Moore, K.....	687	91	78	67	80	10	100	32	20	85	49	28	23	24
Murphy, L.....	601	20	78	60	57	21	26	91	49	56	20	61	58	4
Ingram, C.....	508	11	105	56	41	37	43	20	27	-	16	60	75	17
Fayson, J.....	317	70	25	29	-	15	-	11	62	19	45	41	DNP	DNP
Cooper, R.....	182	122	-	30	-	9	-	-	DNP	DNP	-	21	-	DNP
Hernandez, A.....	150	-	-	-	6	-	-	1	-	-	55	58	-	30
Newton, C.....	103	5	4	15	DNP	DNP	DNP	DNP	DNP	33	DNP	46	DNP	DNP
Rainey, C.....	71	22	39	10	-	DNP	DNP	DNP	DNP	DNP	-	DNP	DNP	DNP
Pierre-Louis, W.....	47	-	-	-	-	-	-	-	25	22	-	-	-	-
Manson, M.....	43	-	DNP	DNP	DNP	DNP	DNP	DNP	-	-	-	43	-	DNP
Nelson, D.....	35	16	-	14	5	-	-	-	-	-	-	-	-	-
Haden, J.....	28	-	-	-	18	-	10	-	-	-	-	-	DNP	-
Blackett, R.....	23	-	23	-	-	-	DNP	-	DNP	-	-	-	-	-
Cunningham, J.....	18	-	-	-	-	-	-	-	-	18	-	-	-	-
Rutledge, E.....	16	-	-	-	-	-	-	-	16	-	-	-	-	DNP
Stamper, R.....	15	-	-	-	-	-	-	-	-	-	-	-	7	8
Walker, C.....	14	5	5	4	-	-	DNP	DNP	DNP	DNP	DNP	DNP	DNP	DNP
Curtis, J.....	13	-	-	-	-	-	DNP	-	-	-	13	-	-	-
Estopinan, J.....	12	-	-	-	12	-	-	-	-	DNP	DNP	DNP	DNP	DNP
Joiner, T.....	11	-	-	-	-	-	-	-	-	-	11	-	-	-
Pouncey, Mi.....	9	-	-	-	-	-	-	-	-	-	-	-	-	9
Finch, J.....	9	-	-	9	DNP	DNP	DNP	DNP	DNP	DNP	DNP	DNP	DNP	DNP
Alford, L.....	7	-	-	-	-	-	-	-	-	-	-	DNP	-	7
Williams, J.....	1	-	-	-	-	-	-	-	-	1	-	-	-	-
TEAM.....	-80	-	-	-	-2	-	-1	-	-16	-57	-	-	-3	-1

The Automated ScoreBook

Florida Total Tackles Game-by-Game (as of Jan 02, 2008)

All games

TOTAL TACKLES	UA-A	TOT	WKU	TROY	UT	UM	AU	LS	UK	UGA	VU	SC	FAU	FSU	MICH
Spikes, B. LB.....	81-50	131	7-4	6-3	4-5	4-3	6-4	3-8	7-2	4-4	9-5	13-0	4-3	7-3	7-6
Doe, D. LB.....	43-42	85	5-2	4-5	0-6	0-3	4-3	5-4	6-3	6-3	1-4	2-1	3-2	1-2	6-4
Wright, M.....	47-20	67	3-1	1-3	2-4	3-1	6-1	9-2	1-2	1-0	1-0	5-0	3-0	6-3	6-3
Cunningham, J. DE...	34-30	64	2-2	2-1	2-2	3-0	3-2	6-11	3-4	4-1	2-3	3-0	0-1	4-1	0-2
Joiner, T.....	29-35	64	3-1	0-3	1-2	0-3	3-4	0-2	5-4	2-5	2-5	4-0	3-1	3-3	3-2
Haden, J. DB.....	43-20	63	0-2	2-0	7-2	5-2	2-0	4-6	10-3	0-1	4-1	1-1	2-2	DNP	6-0
Harvey, D. DE.....	31-18	49	2-1	0-1	3-1	3-1	4-2	2-3	3-3	2-0	2-2	1-0	4-0	1-0	4-4
Jones, A. LB.....	23-13	36	1-1	2-2	1-0	0-1	5-1	1-1	1-0	2-1	1-2	2-0	4-2	1-1	2-1
Pierre-Louis, W CB..	24-6	30	3-0	2-1	3-2	2-0	2-1	2-1	1-0	-	1-1	3-0	1-0	3-0	1-0
Munroe, D.....	19-9	28	1-1	4-0	1-1	1-1	2-1	1-0	4-0	0-2	-	2-0	1-0	1-2	1-1
McMillan, C. DB.....	11-12	23	1-0	2-0	0-1	0-3	1-0	0-5	-	4-0	1-1	-	-	2-1	0-1
Stamper, R. LB.....	12-9	21	-	3-1	-	-	1-1	1-3	1-2	3-1	-	1-0	1-1	1-0	-
Rickerson, J. CB....	13-7	20	DNP	1-1	1-2	1-0	1-0	1-0	3-1	DNP	1-0	-	0-1	2-1	2-1
Trattou, J.....	12-8	20	-	1-0	0-1	DNP	1-1	0-1	1-0	-	1-0	2-0	4-3	0-1	2-1
Estopinan, J. DL....	11-8	19	-	1-0	0-3	2-0	4-1	1-3	3-1	-	DNP	DNP	DNP	DNP	DNP
Anderson, M. CB....	10-4	14	DNP	-	0-1	DNP	DNP	DNP	1-0	-	2-1	3-0	-	0-1	4-1
Hicks, B. LB.....	3-10	13	0-1	0-1	1-2	1-0	-	-	0-1	-	-	1-1	0-2	0-2	-
Thomas, B.....	7-6	13	0-1	0-1	DNP	DNP	-	0-1	2-1	-	3-1	1-0	1-1	-	DNP
Jackson, K.....	7-5	12	1-0	-	-	0-1	-	-	0-1	6-2	0-1	-	-	-	-
Jones, J. LB.....	4-6	10	DNP	DNP	DNP	1-1	-	-	-	DNP	-	1-0	2-4	0-1	-
Williams, J.....	4-4	8	-	-	-	1-1	1-0	-	-	1-1	-	-	0-2	-	1-0
Pouncey, Mi.....	5-3	8	-	-	-	-	-	-	-	-	1-1	2-0	-	1-1	1-1
Davis, T. CB.....	6-2	8	1-1	-	-	DNP	-	-	3-1	-	-	-	DNP	-	2-0
Dunlap, C. DE.....	6-1	7	2-0	1-0	-	-	-	-	-	1-0	-	1-0	1-1	-	-
Curtis, J.....	3-4	7	-	0-3	-	-	-	DNP	-	-	-	-	-	2-1	1-0
Finch, J. LB.....	4-3	7	3-0	0-1	1-2	DNP	DNP	DNP	DNP	DNP	DNP	DNP	DNP	DNP	DNP
Black, A. CB.....	6-1	7	-	4-1	-	DNP	DNP	DNP	DNP	1-0	-	DNP	1-0	-	DNP
Antwine, B. DT.....	3-4	7	0-2	2-1	DNP	DNP	1-0	0-1	DNP	DNP	DNP	DNP	DNP	DNP	DNP
Holliday, C.....	4-3	7	-	-	1-0	-	-	-	DNP	-	0-1	-	2-2	-	1-0
Ijjas, J.....	3-3	6	-	-	-	-	-	1-0	-	0-1	-	0-1	0-1	-	2-0
Lemmens, D. DE.....	1-5	6	0-2	-	0-2	-	-	0-1	DNP	-	1-0	DNP	-	-	-
Hornsby, J.....	2-3	5	1-0	-	1-0	0-1	-	0-1	0-1	DNP	DNP	DNP	DNP	DNP	-
Sorrentino, J.....	4-1	5	-	1-0	-	-	-	-	1-0	1-1	1-0	-	-	-	-
Marsh, L. DE.....	3-2	5	DNP	1-0	-	DNP	DNP	DNP	-	1-0	1-1	-	0-1	DNP	-
Jenkins, M. CB.....	4-0	4	DNP	DNP	DNP	DNP	DNP	1-0	DNP	-	-	-	2-0	1-0	DNP
Sanders, T. DT.....	3-1	4	1-0	DNP	0-1	-	DNP	-	2-0	-	DNP	DNP	DNP	DNP	DNP
Edwards, L. LB.....	1-2	3	DNP	DNP	0-1	-	0-1	DNP	DNP	DNP	1-0	-	-	DNP	DNP
Blackett, R. LB....	1-2	3	-	0-1	1-0	-	-	DNP	-	DNP	-	-	0-1	-	-
Deveaux, J. LB.....	1-1	2	-	-	-	-	-	-	-	-	-	-	1-1	DNP	DNP
Smith, J.....	1-1	2	-	-	1-0	-	0-1	-	-	-	-	-	-	-	-
Pintado, C. LB.....	1-1	2	DNP	DNP	0-1	DNP	DNP	DNP	DNP	DNP	DNP	DNP	1-0	DNP	DNP
Walker, C.....	1-0	1	1-0	-	-	-	-	DNP	DNP	DNP	DNP	DNP	DNP	DNP	DNP
Murphy, L.....	1-0	1	-	1-0	-	-	-	-	-	-	-	-	-	-	-
Fayson, J.....	1-0	1	-	-	-	-	-	-	-	-	-	1-0	-	DNP	DNP
Watkins, J.....	1-0	1	-	-	-	-	-	-	-	-	-	-	1-0	-	-
Tartt, J.....	1-0	1	-	-	-	-	-	1-0	-	-	-	-	-	-	-
Cooper, R.....	1-0	1	-	-	1-0	-	-	-	-	DNP	DNP	-	-	-	DNP

The Automated ScoreBook

Florida Total Tackles Game-by-Game (as of Jan 02, 2008)

All games

TOTAL TACKLES	UA-A	TOT	WKU	TROY	UT	UM	AU	LS	UK	UGA	VU	SC	FAU	FSU	MICH
Caldwell, A.....	1-0	1	-	-	DNP	DNP	-	-	-	-	1-0	-	-	-	-

The Automated ScoreBook
 Florida Tackle For Loss Game-by-Game (as of Jan 02, 2008)
 All games

TACKLES FOR LOSS	UA-A	TOT	WKU	TROY	UT	UM	AU	LS	UK	UGA	VU	SC	FAU	FSU	MICH
Harvey, D. DE.....	15-4	17.0	2.0-14	-	1.0-7	2.0-11	3.0-16	1.0-3	1.5-6	2.0-6	0.5-1	-	-	1.0-1	3.0-24
Spikes, B. LB.....	13-6	16.0	0.5-0	2.0-10	-	-	3.5-15	-	1.0-2	1.0-1	1.0-1	1.0-1	1.0-0	3.0-4	2.0-2
Cunningham, J. DE...	10-4	12.0	1.0-4	-	1.0-9	2.0-7	1.5-2	-	2.5-17	-	1.0-3	-	-	2.5-15	0.5-1
Trattou, J.....	5-3	6.5	-	-	0.5-0	DNP	0.5-3	-	1.0-9	-	-	-	3.0-16	0.5-0	1.0-2
Doe, D. LB.....	4-2	5.0	1.0-1	1.0-2	-	-	-	-	-	-	1.0-1	-	0.5-1	-	1.5-2
Joiner, T.....	3-2	4.0	-	-	-	-	0.5-2	-	-	1.0-2	0.5-2	1.0-2	-	1.0-2	-
Stamper, R. LB.....	4-0	4.0	-	1.0-3	-	-	1.0-9	-	-	1.0-10	-	-	1.0-1	-	-
Haden, J. DB.....	2-3	3.5	-	-	-	1.0-9	-	1.0-2	-	-	1.0-3	-	0.5-1	DNP	-
Davis, T. CB.....	3-0	3.0	1.0-12	-	-	DNP	-	-	1.0-2	-	-	-	DNP	-	1.0-2
Estopinan, J. DL....	2-2	3.0	-	-	-	-	1.5-6	0.5-1	1.0-6	-	DNP	DNP	DNP	DNP	DNP
Jones, A. LB.....	1-3	2.5	-	-	-	-	0.5-1	0.5-0	-	-	0.5-1	1.0-6	-	-	-
Dunlap, C. DE.....	2-0	2.0	1.0-3	-	-	-	-	-	-	-	-	1.0-10	-	-	-
Marsh, L. DE.....	1-1	1.5	DNP	-	-	DNP	DNP	DNP	-	1.0-1	-	-	0.5-2	DNP	-
McMillan, C. DB.....	1-1	1.5	-	1.0-9	0.5-1	-	-	-	-	-	-	-	-	-	-
Pouncey, Mi.....	1-0	1.0	-	-	-	-	-	-	-	-	1.0-2	-	-	-	-
Sanders, T. DT.....	1-0	1.0	1.0-1	DNP	-	-	DNP	-	-	-	DNP	DNP	DNP	DNP	DNP
Jenkins, M. CB.....	1-0	1.0	DNP	DNP	DNP	DNP	DNP	-	DNP	-	-	-	-	1.0-7	DNP
Jones, J. LB.....	1-0	1.0	DNP	DNP	DNP	-	-	-	-	DNP	-	-	1.0-3	-	-
Pintado, C. LB.....	1-0	1.0	DNP	DNP	-	DNP	DNP	DNP	DNP	DNP	DNP	DNP	1.0-9	DNP	DNP
Antwine, B. DT.....	0-1	0.5	0.5-1	-	DNP	DNP	-	-	DNP	DNP	DNP	DNP	DNP	DNP	DNP
Anderson, M. CB.....	0-1	0.5	DNP	-	-	DNP	DNP	DNP	-	-	0.5-2	-	-	-	-
Hicks, B. LB.....	0-1	0.5	-	-	-	-	-	-	-	-	-	-	0.5-1	-	-

The Automated ScoreBook
 Florida Sacks Game-by-Game (as of Jan 02, 2008)
 All games

SACKS	UA-A	TOT	WKU	TROY	UT	UM	AU	LS	UK	UGA	VU	SC	FAU	FSU	MICH
Harvey, D. DE.....	8-1	8.5	2.0-14	-	-	1.0-6	2.0-15	-	1.5-6	-	-	-	-	-	2.0-22
Cunningham, J. DE...	6-1	6.5	1.0-4	-	-	1.0-5	-	-	2.5-17	-	-	-	-	2.0-14	-
Trattou, J.....	3-1	3.5	-	-	-	DNP	0.5-3	-	1.0-9	-	-	-	2.0-13	-	-
Stamper, R. LB.....	2-0	2.0	-	-	-	-	1.0-9	-	-	1.0-10	-	-	-	-	-
Davis, T. CB.....	2-0	2.0	1.0-12	-	-	DNP	-	-	-	-	-	-	DNP	-	1.0-2
Spikes, B. LB.....	1-1	1.5	-	1.0-9	-	-	0.5-4	-	-	-	-	-	-	-	-
Jenkins, M. CB.....	1-0	1.0	DNP	DNP	DNP	DNP	DNP	-	DNP	-	-	-	-	1.0-7	DNP
Pintado, C. LB.....	1-0	1.0	DNP	DNP	-	DNP	DNP	DNP	DNP	DNP	DNP	DNP	1.0-9	DNP	DNP
Dunlap, C. DE.....	1-0	1.0	-	-	-	-	-	-	-	-	-	1.0-10	-	-	-
Estopinan, J. DL....	1-0	1.0	-	-	-	-	-	-	1.0-6	-	DNP	DNP	DNP	DNP	DNP
Jones, A. LB.....	1-0	1.0	-	-	-	-	-	-	-	-	-	1.0-6	-	-	-
Hicks, B. LB.....	0-1	0.5	-	-	-	-	-	-	-	-	-	-	0.5-1	-	-
Marsh, L. DE.....	0-1	0.5	DNP	-	-	DNP	DNP	DNP	-	-	-	-	0.5-2	DNP	-

The Automated ScoreBook
 Florida Games Played (as of Jan 02, 2008)
 All games

##	Name	GP/GS	WKU	TROY	UT	UM	AU	LS	UK	UGA	VU	SC	FAU	FSU	MICH
73	Medder, C.	13/13	START	START	START	START	START	START	START	START	START	START	START	START	START
67	Miller, D.	13/13	START	START	START	START	START	START	START	START	START	START	START	START	START
33	Moore, K.	13/8	START	START	XXX	START	START	START	XXX	START	XXX	XXX	START	XXX	START
20	Munroe, D.	13/2	XXX	START	XXX	XXX	XXX	START	XXX	XXX	XXX	XXX	XXX	XXX	XXX
9	Murphy, L.	13/10	START	XXX	START	START	XXX	XXX	START	START	START	START	START	START	START
83	Nelson, D.	13/1	XXX	XXX	XXX	START	XXX	XXX	XXX	XXX	XXX	XXX	XXX	XXX	XXX
64	Newell, K.	13/-	XXX	XXX	XXX	XXX	XXX	XXX	XXX	XXX	XXX	XXX	XXX	XXX	XXX
13	Newton, C.	5/-	XXX	XXX	XXX	XXX	...	XXX
38	Phillips, J.	1/-	XXX
4	Pierre-Louis, W	13/13	START	START	START	START	START	START	START	START	START	START	START	START	START
50	Pintado, C.	2/-	XXX	XXX
56	Pouncey, Ma.	13/11	START	START	START	START	START	START	START	START	START	START	XXX	START	START
55	Pouncey, Mi.	13/4	XXX	XXX	XXX	XXX	XXX	XXX	XXX	XXX	START	START	START	START	XXX
80	Pupello, T.	2/1	...	START	XXX
8	Rainey, C.	5/-	XXX	XXX	XXX	XXX	XXX
23	Rickerson, J.	11/2	...	XXX	XXX	XXX	XXX	XXX	START	...	XXX	XXX	XXX	START	XXX
37	Rowley, B.	13/-	XXX	XXX	XXX	XXX	XXX	XXX	XXX	XXX	XXX	XXX	XXX	XXX	XXX
29	Rutledge, E.	12/10	START	START	START	START	XXX	START	START	START	XXX	START	START	START	...
92	Sanders, T.	6/-	XXX	...	XXX	XXX	...	XXX	XXX	XXX
61	Shelton, V.	1/-	XXX
43	Smith, J.	13/-	XXX	XXX	XXX	XXX	XXX	XXX	XXX	XXX	XXX	XXX	XXX	XXX	XXX
39	Sorrentino, J.	13/-	XXX	XXX	XXX	XXX	XXX	XXX	XXX	XXX	XXX	XXX	XXX	XXX	XXX
51	Spikes, B.	13/13	START	START	START	START	START	START	START	START	START	START	START	START	START
41	Stamper, R.	13/1	XXX	XXX	XXX	XXX	XXX	XXX	START	XXX	XXX	XXX	XXX	XXX	XXX
63	Tartt, J.	13/13	START	START	START	START	START	START	START	START	START	START	START	START	START
15	Tebow, T.	13/13	START	START	START	START	START	START	START	START	START	START	START	START	START
31	Thomas, B.	10/-	XXX	XXX	XXX	XXX	XXX	XXX	XXX	XXX	XXX	XXX	...
94	Trattou, J.	12/1	XXX	XXX	XXX	...	XXX	XXX	XXX	XXX	XXX	XXX	XXX	XXX	START
28	Walker, C.	5/-	XXX	XXX	XXX	XXX	XXX
77	Watkins, J.	13/13	START	START	START	START	START	START	START	START	START	START	START	START	START
87	Williams, J.	13/-	XXX	XXX	XXX	XXX	XXX	XXX	XXX	XXX	XXX	XXX	XXX	XXX	XXX
21	Wright, M.	13/7	XXX	XXX	XXX	XXX	START	START	START	XXX	XXX	START	START	START	START