



# 2000 REVIEW

# FLORIDA 2000

10-3 Overall, 8-1 SEC  
No. 10 AP, No. 11 Coaches  
Nokia Sugar Bowl  
SEC Champions  
SEC East Champions

## Squad Achievements

\* Won the SEC Championship for the sixth time in school history and the sixth in the last 10 years (1991, '93-96, 2000).

\* Became the eighth team in school history to win at least 10 games in a season (1991, '93-98, 2000)

\* UF won at least nine games for an SEC record 11th straight year (Florida, Florida State and Nebraska are the only schools in the nation to win at least nine games in each of the last 11 seasons, 1990-2000).

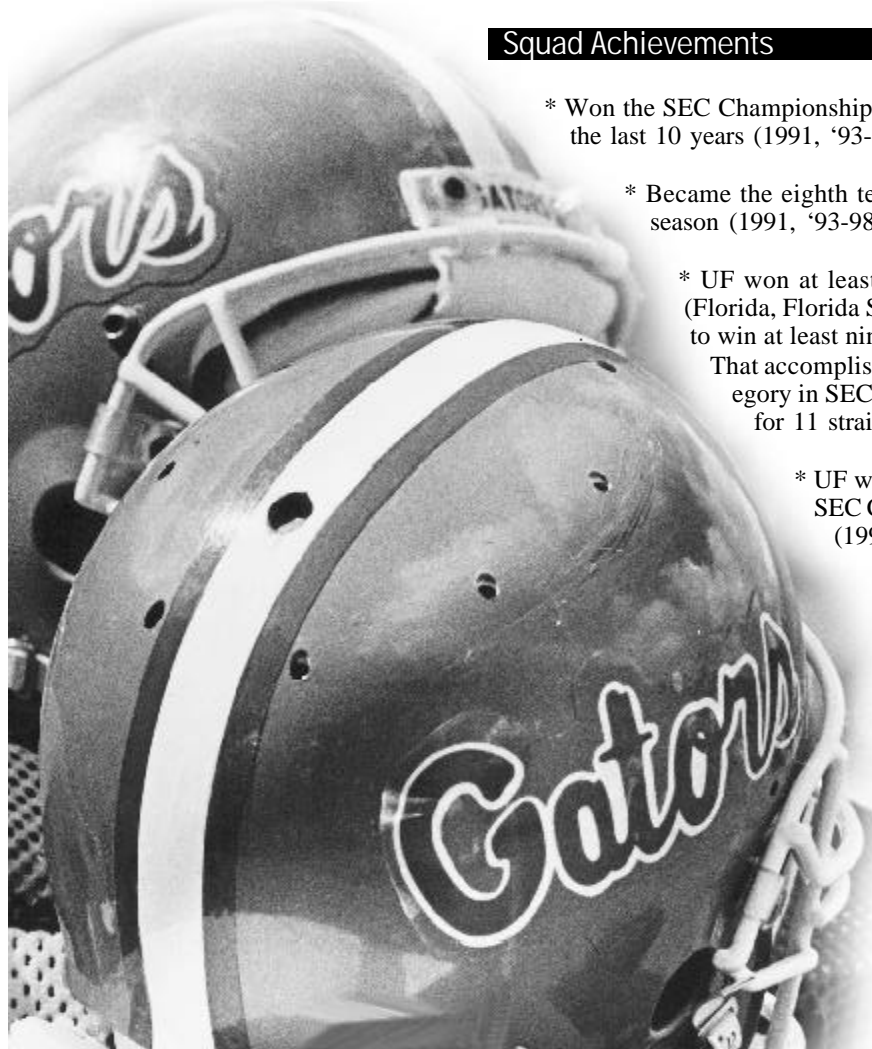
That accomplishment ties Alabama for the longest streak in that category in SEC history. The Crimson Tide won at least nine games for 11 straight years from 1971-81.

\* UF won the SEC East championship and advanced to the SEC Championship Game for a league-record seventh time (1992-96, 1999-2000) since 1992.

\* UF stretched its SEC record of consecutive seasons with at least six league wins to 11 (1990-2000). Prior to UF's current run, the SEC record in this category was six straight seasons by Alabama (1961-66).

\* UF finished in the top 15 of the final polls for the 11th straight year (Florida and Florida State are the only teams in the nation to be ranked in the top 15 of the final polls in each of the last 11 seasons, 1990-2000)


\* Florida appeared in a January bowl game (Nokia Sugar Bowl) for the eighth straight year (Florida and Florida State are the only schools in the nation to play in a January bowl game in each of the last eight seasons, 1993-2000).



## SEASON STORYLINES

- Florida wins sixth SEC Championship since 1991.
- UF one of only two schools to appear in the final Top 15 of polls for last 11 years (1990-2000).
- Gators' 2000 schedule ranked the nation's toughest by the BCS and NCAA.
- UF wins at least 10 games for the eighth time since 1991.

- Gators appear in Sugar Bowl for fifth time in last 10 seasons.
- Florida appears in SEC record eighth consecutive January bowl game.
- Gators lead the nation with 40 gained turnovers and rank second in the nation with a +19 turnover margin.



Steve Spurrier is the only coach in SEC history to take a school to eight consecutive January bowl games.

### FLORIDA IN 2000

(10-3, 8-1 SEC) 10th AP, 11th Coaches  
 Sept. 2 BALL STATE W, 40-19  
 Sept. 9 MIDDLE TENN. W, 55-0  
 Sept. 16 at Tennessee (CBS) W, 27-23  
 Sept. 23 KENTUCKY (CBS) W, 59-31  
 Sept. 30 at Mississippi State (CBS) L, 35-47  
 Oct. 7 LSU (JP) W, 41-9  
 Oct. 14 AUBURN (CBS) W, 38-7  
 Oct. 28 #vs. Georgia (CBS) W, 34-23  
 Nov. 4 at Vanderbilt (JP) W, 43-20  
 Nov. 11 S. CAROLINA (CBS) W, 41-21  
 Nov. 18 at Florida St. (ABC) L, 7-30  
 Dec. 2 %vs. Auburn (ABC) W, 28-6  
 Jan. 2 &vs. Miami (ABC) L, 20-37  
 # at Jacksonville, Fla.  
 % SEC Championship Game, Atlanta, Ga.  
 & Nokia Sugar Bowl, New Orleans, La.

\* UF's eighth straight January bowl game appearance set a new SEC record, breaking the old mark of seven straight January bowl appearances set by Alabama from 1962-68.

\* The Gators appeared in a bowl game for the school record 10th straight year, Florida, Florida State, Michigan, Nebraska and Tennessee are the only five schools in the country to go to a bowl in each of the last 10 years.

\* The Gators defeated Auburn for a school record sixth and seventh straight time.

### Schedule Notes

\* Florida's schedule was rated as the toughest in the nation by both the NCAA and the BCS.

\* The Gators played nine games against teams that won at least eight games in 2000 - Tennessee, Mississippi State, LSU, Auburn (2), South Carolina, Florida State and Miami.

\* Nine Gator games (Tennessee, Mississippi State, LSU, Auburn (2), Georgia, South Carolina, Florida State and Miami) came against teams that appeared in the weekly Top 25 polls at some point during the 2000 season.

### UF IN THE POLLS

Date	AP	Coaches	BCS
Preseason	9th	7th	n/a
Aug. 28	9th	7th	n/a
Sept. 3	8th	5th	n/a
Sept. 10	6th	4th	n/a
Sept. 17	3rd	3rd	n/a
Sept. 24	3rd	3rd	n/a
Oct. 1	12th	9th	n/a
Oct. 8	10th	9th	n/a
Oct. 15	8th	7th	n/a
Oct. 22	8th	7th	6th
Oct. 29	6th	5th	6th
Nov. 5	5th	4th	5th
Nov. 12	4th	4th	4th
Nov. 19	7th	9th	7th
Nov. 26	7th	8th	7th
Dec. 3	7th	7th	7th
Final	10th	11th	n/a

\* Florida played nine games vs. teams that played in 2000 bowl games (Tennessee, Mississippi State, LSU, Auburn (2), Georgia, South Carolina, Florida State and Miami).

\* Florida, Alabama, Arkansas and Kentucky were the only four teams in the country which played eight games vs. bowl-bound teams during the 2000 regular season.

## FLORIDA IN THE NCAA AND SEC RANKINGS

Team Category	Stat	SEC	NCAA
Rushing Offense	110.5 ypg	10th	91st
Passing Offense	308.2 ypg	2nd	8th
Total Offense	418.7 ypg	2nd	24th
Scoring Offense	37.3 ppg	1st	10th
Passing Efficiency	142.5 rating	1st	9th
Rushing Defense	133.1 ypg	7th	39th
Passing Defense	212.9 ypg	8th	57th
Total Defense	346.0 ypg	8th	42nd
Scoring Defense	19.7 ppg	5th	29th
Pass Efficiency Def.	98.6 rating	3rd	12th
Punt Returns	15.0 ypr	1st	13th
Turnover Margin	+19 (+1.56)	1st	2nd/3rd

Individual	Category	Stat	SEC	NCAA
Rex Grossman	Passing Efficiency	161.8 rating	1st	3rd
Lito Sheppard	Punt Returns	14.0 ypr	1st	17th
Lito Sheppard	Interceptions	0.50 ipg	2nd	t16th
Todd Johnson	Interceptions	0.42 ipg	t5th	t41st
Alan Rhine	Punting	43.3 avg	1st	9th
Jabar Gaffney	Receptions	5.92 rpg	1st	20th
Jabar Gaffney	Receiving Yards	98.7 ypg	2nd	11th
Jeff Chandler	Scoring	8.1 ppg	3rd	32nd
Jeff Chandler	Field Goals	1.33 FGpg	4th	20th

**Squad Notes**

\* Turnovers, the amount gained by the Gator defense and the efficiency of the offense in protecting the football, was the story of the 2000 season. The Gators gained 40 turnovers, the best total in the Spurrier era and among the five best single-season totals in school history, while giving the ball away just 21 times (the lowest of the Spurrier era and the second lowest in school history). UF's +19 turnover margin is the best in school history.

\* UF's +19 turnover margin (40 turnovers gained - 16 fumbles recovered, 24 INTs; 21 lost - 9 fumbles, 12 INT) ranked second best in the nation. Only Toledo (+22) had a higher turnover margin. In 1999 UF had a minus-6 turnover margin. UF ranked third in the nation in average turnover margin in 2000 (+1.58) behind Toledo (+2.00) and Georgia Tech (+1.64).

\* Florida was a +105 in points in scoring relative to turnovers. The Gators gained 40 turnovers which led to 159 UF points. The opponents converted 21 Florida turnovers into just 54 points. In 1999 the Gators were +22 in turnover scoring (UF converted 26 opposing turnovers into 105 points while opponents converted 32 Gator turnovers into 83 points).

\* UF had a positive turnover margin in nine of its 13 games, was even in two games (Miss. State and Georgia) and only trailed twice (-1 at Florida State and -1 vs. Miami in the Sugar Bowl)


\* Of UF's 448 points scored in 2000, 159 (35%) come from 40 opponent turnovers.

\* UF had 46 different players start a game during the season (25 defense, 21 offense). Only five players (Leon Hires, Mike Pearson, David Jorgensen, Tom Moody and Todd Johnson) started every game. Of the 46 Gators who started a game, only eight were seniors. Only three seniors started in the season finale at the the Nokia Sugar Bowl vs. Miami (Derrick Chambers, Rod Frazier, Hires)

\* Florida significantly reduced its penalty yards in 2000. The Gators were flagged for 93 penalties for 692 yards. In 1999, UF had 90 penalties for 786 yards.

\* 56 of UF's 85 scholarship players in 2000 (66%) were freshmen and sophomores. Only 29 of the 85 scholarship players were upperclassmen (13 seniors, 16 juniors).

\* The Gators played 15 different true freshmen during the 2000 season.



**UF AND TURNOVER MARGIN**

SPURRIER ERA	
1990	-1
1991	+4
1992	-12
1993	Even
1994	+4
1995	+2
1996	+5
1997	+2
1998	-9
1999	-6
2000	+19

BEST ALL-TIME	
2000	+19
1950	+16
1975	+16
1949	+14
1980	+14

*Turnovers were the pivotal factor in Florida's success in 2000. UF forced a national-best 40 turnovers while also losing the ball only 21 times, the second lowest total for a season in school history. UF ranked second in the nation with its +19 turnover margin, the best mark in that category in school history.*

### Offense Notes

- \* In 2000, the Gator offense:
  - Averaged 37.3 points per game, tops in the SEC and 10th in the nation
  - Averaged 418.7 yards per game in total offense, second in the SEC and 24th in the nation
  - Averaged 308.2 passing yards per game, second in the SEC and eighth in the nation
  - Averaged 110.5 yards per game rushing, 10th in the SEC and 91st in the nation
  - A pass efficiency rating of 142.5, first in the SEC and 9th in the nation
  - 258 total first downs, first in the SEC
  - 26 QB sacks allowed, 11th in the SEC
  - 39.7% third down conversions, 6th in the SEC
  - 27:04 average time of possession, last in the SEC
- \* The 2000 Gator offense ranked highly in several SEC and school categories:
  - 448 points ranks as the 7th top seasonal total in SEC history and fifth best in Gator annals
  - 258 first downs ranks as the 9th best total in school history
  - 3698 passing yards is the sixth best seasonal total in UF history and the 10th best in SEC history
  - 34 TD passes ranks 6th best in school history
  - 265 pass completions ranks 5th best in Gator history
  - 827 offensive plays is eighth best in school history
  - 5,024 yards in total offense is seventh best in school history
- \* One of the goals of the Gator offense in 2000 was to reduce its turnovers and that goal was met. In 1999 the Gators had 32 turnovers (20 interceptions and 12 lost fumbles). In 2000 it had just 21 turnovers (12 interceptions and eight lost fumbles), a Spurrier era mark for fewest turnovers in a season and the second fewest in a season in school history. The school record is 20 held by the 1984 team.
- \* Twenty-one different players started a game on offense (OL - 6, WR - 7, TE - 2, QB - 2, RB - 3, FB - 1). Only four players (Mike Pearson, David Jorgensen, Leon Hires and Tommy Moody) started all 13 games on offense.

GATOR OFFENSE	
FEWEST TURNOVERS IN GATOR HISTORY	
Turnovers	Year
20	1984
<b>21</b>	<b>2000</b>
22	1985
23	1957, '83, '87, '96
24	1953, '62, '76, '80, '89

- \* Florida's 34 touchdown passes placed third in the nation, trailing only Boise State (37) Florida State (36).
- \* UF has now thrown for at least 25 TD passes in each of the past 11 seasons.
- \* UF threw for 34 TDs and had only 12 passes intercepted for a TD to INT ratio of 2.8:1. This trailed only the 1996 national championship team (4.0:1) for the best such UF ratio in the Spurrier era.
- \* The Gators scored 34 or more points in nine of 13 games (scored 7 at Florida State, 27 at Tennessee, 28 vs. Auburn in the SEC Championship Game and 20 vs. Miami in the Nokia Sugar Bowl).
- \* The Gators scored 54 touchdowns on offense. (4.5 TDpg) - 20 rushing and 34 passing. Its 448 points on the year ranked as the fifth best total in school history.
- \* The average drive time for UF's 54 offensive TDs was just 2 minutes and 5 seconds.
- \* Freshman Jabar Gaffney had 71 catches on the season, giving the Gators at least one 50 catch receiver in each of the last 11 seasons - an accomplishment unmatched in the SEC since 1990.
- \* Florida significantly improved its performance in the red zone in 2000. It entered the red zone 60 times with 52 scores (86.7%) including 41 TDs (68.3%). In 1998 the scoring percentage stood at 68.9% with a TD percentage of just 44.4% and in 1999 the scoring percentage was 83.6% with a TD mark of only 56.4%.
- \* The Gator offense showed marked improvement in 2000 vs. 1999 in areas of reducing its turnovers and improved play in the red zone, but that wasn't the case as it

relates to the rushing game. The Gators rushing average fell from 144.1 yards per game in 1999 to 110.5 in 2000. That average, 110.5, ranked 97th in the nation and ranks as the second lowest rushing average in the Spurrier era and among the six lowest per game averages in school history. Its 361 rushing attempts ranked among the three fewest seasonal totals in school history.

- \* The Gator offense converted the 40 turnovers gained by the UF defense into 159 points.
- \* Entering 2000 the Gators had passed the ball 51.7% of the time and rushed it 48.3% of the time during the Spurrier era (1990-99). In 2000 however, 56.3% of the plays were passes (466 pass, 361 rush), the highest seasonal percentage in the Spurrier era. The previous high was 55.3% in 1998.
- \* Nineteen different Gators caught a pass during the season, the most by a UF team

### UF RUN-PASS PLAY DISTRIBUTION SINCE 1990

Year	Rushes	Passes
1990	51.5%	48.5%
1991	50.5%	49.5%
1992	45.9%	54.1%
1993	45.0%	55.0%
1994	48.9%	51.1%
1995	47.3%	52.7%
1996	51.8%	48.2%
1997	50.7%	49.3%
1998	44.7%	55.3%
1999	46.8%	53.2%
2000	43.7%	56.3%

### TD-INTERCEPTION RATIO IN THE SPURRIER ERA

Year	TDs	INTs	Ratio
1990	25	16	1.6:1
1991	32	19	1.7:1
1992	25	18	1.4:1
1993	41	21	2.0:1
1994	43	21	2.0:1
1995	48	12	4.0:1
1996	42	16	2.6:1
1997	32	18	1.8:1
1998	35	15	2.3:1
1999	23	20	1.2:1
2000	34	12	2.8:1

INSIDE THE RECORD UNDER SPURRIER

- **Overall record:** 112-25-1 (63-4 at Florida Field, 49-21-1 away from Florida Field).
- **Vs. the SEC:** 81-12 (37-2 at Florida Field, 44-10 away from Florida Field).
- **Vs. SEC Since 1992 (Divisional Opponents):** 42-3 vs. East (19-0 home, 17-2 road, 6-1 neut.); 26-8 vs. West (12-2 home, 9-4 away, 5-2 neut.).
- **Games Played in the State of Florida:** 75-11-1 (63-4 in Gainesville, 9-1 in Jacksonville, 2-1 in Orlando, 1-0 in Miami, 0-5-1 in Tallahassee).
- **Games played outside the State of Florida:** 37-14 (30-8 at campus locations, 7-6 at non-campus locations).
- **Vs. teams ranked in the Top 25 at gametime:** 38-24-1 (16-4 at Florida Field, 6-12-1 at opponent campus sites, 6-1 at Jacksonville, 2-1 in Orlando, 1-0 in Miami, 7-6 at out-of-state non-campus sites - Birmingham, Atlanta, New Orleans, Tempe).
- **Vs. unranked teams at gametime:** 74-1.
- **Note:** Of Florida's 25 losses under Spurrier, 23 have come to teams that won at least nine games that season while 19 of the 25 have come against teams that have won at least 10 games. All 25 losses came to teams that eventually won at least seven games.

since the school record total of 20 was set in 1993. At least eight different players caught a pass in nine of UF's 12 games. A season-high 11 different Gators caught passes against Ball State, Kentucky and Mississippi State.

\* The Gators gained 14.0 yards per reception and 11 different players had a TD reception in 2000.

\* There were only six scholarship seniors on the 2000 offensive squad.

\* Over the past five seasons (1996-2000), UF has posted 34 300-yard passing games, third best in the nation:

**300-YARD PASSING GAMES SINCE 1996**

1. Louisiana Tech	38
2. Kentucky	36
<b>3. FLORIDA</b>	<b>34</b>

**Miscellaneous Notes**

- Florida has thrown for at least one TD pass in 133 of the 138 games during the

**MOST TOUCHDOWN PASSES SINCE 1990**

<b>1. FLORIDA</b>	<b>380</b>
2. Florida State	304
3. BYU	289
4. Louisiana Tech	250
5. Nevada	249
6. San Diego State	231
7. Houston	230
8. Miami	225
9. Tennessee	221
Fresno State	221

Spurrier era (since 1990), including 66 of 68 games at home.

- Since 1990, UF has had a running back eclipse the 100-yard plateau 67 times, while a UF quarterback has thrown for 300-plus yards 46 times.

- Has thrown for 200 or more yards in 120 of the past 130 games.

- Since 1990 UF has thrown for 300 or more yards in a game in 79 of its 138 total contests. Prior to 1990 the Gators threw for 300 or more yards in a game just 14 times in the previous 83 seasons of play (1906-89).

- Scored 30 or more points in 71 of the past 102 games.

**30-Point Games vs. SEC Teams (since 1990)**

<b>1. FLORIDA</b>	<b>62</b>
2. Tennessee	49
3. Auburn	30
4. Georgia	27
5. Alabama	24
6. Mississippi St.	20
7. Kentucky	19
7. LSU	19
7. Ole Miss	19
10. Arkansas	15
11. South Carolina	8
12. Vanderbilt	4

- Florida has played all 138 games under head coach Steve Spurrier without being shut out. In fact, the Gators have gone a school-record 154 games without being shutout, dating back to a 16-0 loss to Auburn in 1988. Over that same span, the Gator defense has posted nine shutouts.

**Current Consecutive Games Without Being Shut Out:**

<b>1. FLORIDA</b>	<b>154</b>
2. Tennessee	83
3. Georgia	65
4. Arkansas	60
5. LSU	50
6. Mississippi State	43
7. Ole Miss	27
8. South Carolina	18
Auburn	18
10. Vanderbilt	6
11. Kentucky	4
12. Alabama	0



*The Gators threw 34 touchdown passes in 2000, a total that ranked third in the nation.*

### Defense Notes

\* Here is a capsule summary of the Gator defense in 2000:

- 40 turnovers gained, first in the nation
- Allowed 19.7 points per game, 6th in the SEC and 29th in the nation
- Allowed 346.0 yards per game in total offense, 8th in the SEC and 42nd in the nation
- Permitted 133.1 rushing yards per game, 6th in the SEC and 39th in the nation
- A pass defense efficiency rating of 98.56, 3rd in the SEC and 12th in the nation
- Permitted 212.9 passing yards per game, 8th in the SEC and 57th in the nation
- 22 QB sacks, tied for 5th in the SEC

\* A goal of the 2000 unit was to increase the number of turnovers and they rose drastically in comparison to 1999. In 1999 the Gator defense registered just 26 turnovers (average of 2.17 per game - 13 interceptions and 13 fumble recoveries), a total that tied for 10th in the SEC. In 2000 the Gators significantly surpassed that total with 40 forced turnovers (16

fumbles and 24 interceptions), an average of 3.3 per game.

\* Florida's 40 gained turnovers (16 fumble recoveries and 24 interceptions) led the nation. It was the highest total in that category in the Spurrier era, eclipsing UF's 31 in 1991 and ranked as one of the top five seasonal totals in school history.

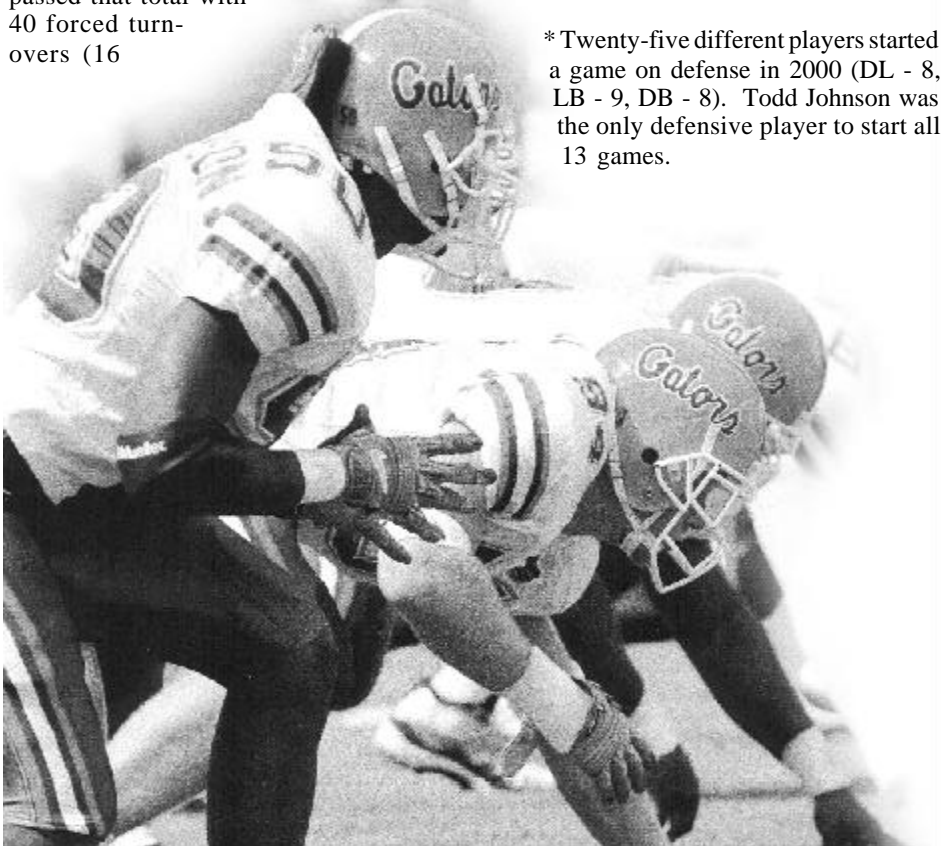
\* Florida's 24 interceptions ranked second in the nation, trailing only Louisville's 27.

\* UF's 24 interceptions were the most in a season in school history. The previous school record was 23, set in 1972.

\* The Gator defense allowed only 54 points after the 21 turnovers registered by the Gator offense in 2000. Of those 54 points, 27 came against Georgia and Vanderbilt in back-to-back games. The 40 turnovers that the Gator defense registered led, by comparison, to 159 Florida points.

\* Florida yielded only 22 TDs in 12 regular season games (12 rush, 10 pass).

\* Twenty-five different players started a game on defense in 2000 (DL - 8, LB - 9, DB - 8). Todd Johnson was the only defensive player to start all 13 games.



The Gator defense registered 40 turnovers in 2000 after having just 26 in 1999. Florida led the nation with its 40 turnovers gained. The total was the most for a Gator defensive unit in the Spurrier era and ranked as one of the top five seasonal totals in school history. UF set a school record by making 24 interceptions in 2000.

### GATOR DEFENSE

#### MOST TURNOVERS GAINED

YEAR	TOTAL
1. 1950	43
2. 1975	42
3. 1981	41
1974	41
5. 2000	40

\* Florida's defense made a marked improvement over the last seven regular season games as compared to the first five in some critical areas, listed below:

Category	First 5	Last 7
Total def.	371.8	327.5
Rush def.	174.0	103.9
Scoring def.	24.0	16.6
Yards per play	4.9	4.6
Pass effic.	103.01	95.65
Takeaways	17 (3.4)	23 (3.3)
Big Plays	94 (18.8)	171 (24.4)

\* Nine true freshmen played on defense for UF in 2000.

\* Of the 435 rushing plays credited against the Gator defense, 169 (39%) went for one yard or less.

\* Florida's rush defense gave up an average of 133.1 yards a game in 2000 after surrendering an average of 91.6 in 1999. That average, 133.1, ranks as the highest for a Gator defense during the Spurrier era and the most for a Gator defense since the 1986 unit surrendered an average of 174.8 rushing yards per game.

\* Florida ranked 12th in the nation in pass efficiency with a mark of 98.56. That figure was achieved mainly due to its school record 24 interceptions, and its yards-per-completion average of just 10.8 - a mark that ranked among the top four seasonal performances in Gator history. Those achievements helped offset the 237 passes completed by opponents, third highest total in school history, for an average of 212.9 passing yards per game - the sixth highest total vs. a Gator defense in school history. The opponents' 53.5% completion rate ranked among the eight highest in school annals.

\* 878 plays were run against the Florida defense in 2000, the most against a Gator defense in school history, breaking the old mark of 876 plays faced by the 1999 defense.

## DID YOU KNOW THAT SINCE 1990 UF IS...

- 91-1 when holding opponents to 21 or less points.
- 64-1 record when it rushes for 150 or more yards in a game and 48-24-1 when held under 150 yards.
- 100-6 record when it rushes for at least 100 yards in a game and just 12-19-1 when held under 100 yards.
- 62-2 when a back rushes for 100 or more yards in a game.
- 87-2 when UF outrushes its opponent and just 25-23-1 when it is outrushed.
- 84-8 when UF scores first and 28-17-1 when opponent scores first.
- 104-4-1 when leading at the half and 8-21 when tied or trailing at the half.
- UF has been outrushed in 23 of the 25 games it has lost since 1990.
- The Gators have posted a 68-2-1 record when they hold an opponent to less than 100 team rushing yards.
- In 20 of their 25 losses since 1990, the Gators have committed more turnovers than their opponent. Florida has averaged 3.44 giveaways per game in the losses, while only averaging 2.00 turnovers per game in the other 113 games (112 wins, 1 tie).
- Since 1990, UF is 20-1 in games in which it blocks a punt.

\* Florida was credited with 281 “Big Plays” in 1999 (QB sacks, TFL, forced QB hurries, forced fumbles, fumble recoveries, pass deflections, interceptions, blocked kicks), an average of 23.4 per game. The 2000 unit had 265 “Big Plays,” an average of 22.1 per game. UF had 90 tackles for loss, 43 of them QB sacks in 1999. In 2000 it had just 61 tackles for loss, including only 25 QB sacks.

\* To say the Gator defense entering the 2000 season was more experienced than in 1999 is a big understatement. Entering the 1999 season there were only 28 combined career starts on the unit (defensive line- 13, linebackers- 3, secondary- 12). Entering the season opener in 2000, there were 140 combined career starts (defensive line-57, linebackers-18, secondary- 65).

\* Despite the significant increase in playing experience on this unit entering 2000 vs. 1999, this was still a unit without much of a senior presence. There were only three seniors who started in the 2000 opener (DE Thad Bullard, DT Derrick Chambers and LB Daryl Owens) and there was only one senior (Chambers) who started in the season finale against Miami in the Nokia Sugar Bowl.

\* For the second consecutive year in 2000 there were no seniors listed on UF’s two-deep depth chart in the defensive secondary.

\* In 2000, Gator opponents entered the redzone 39 times. Those opponents registered scores 32 out of the 39 times but only

18 TDs (a TD allowed percentage of just 46%). In the Tennessee game the Vols entered the Gator red zone six times but had just one TD.

\* In the last four seasons the Gator defense has registered six total defensive TDs. The 1996 national champion team had six defensive scores alone. In 2000 the Gators had one fumble return for a TD (Todd Johnson vs. Middle Tennessee) and one INT return for a TD (Lito Sheppard vs. Tennessee).

### Special Teams

\* UF averaged 15.0 yards per punt return which ranked 13th in the nation and first in the SEC.

\* On kickoffs, UF held its opponents of an average starting field position of the 22.5 yard line. Twenty-eight of Jeff Chandler’s 89 kickoffs (31%) went for touchbacks.

\* UF’s field goal team, with PK Jeff Chandler at the helm, is 37-for-43 (86%) over the past two seasons. Chandler hit on 16-of-19 field goal attempts in 2000, including each of its last 11 tries, a streak that extends back to the Kentucky game on Sept. 23. The Gators did not have a field goal attempt blocked in 2000.

### Record Book Recount

The following Gators amended either the UF, SEC or NCAA record book during the 2000 season.

#### DE Alex Brown:

- 22.5 sacks rank fifth in UF history

#### PK Jeff Chandler:

- 265 career points broke the UF record and ranks 11th in SEC history for a kicker, and 16th overall in SEC history
- 48 career field goals broke the UF record and ties for 12th in SEC history
- 121 career successful PATs ranks third in UF history and 10th in SEC history
- 82.8% career field goal pct. ranks third in both UF and SEC history
- 97 points scored in 2000 ranks eighth in UF history overall and third by a kicker and also tied for ninth in SEC history by a kicker
- 132 career PAT attempts ranks second in UF history and ties for seventh in SEC history

- 54-yard field goal (vs. Georgia) tied for the third longest in UF history

#### WR Jabar Gaffney:

- 1,184 receiving yards in 2000 set a new NCAA Division I-A record for a freshman. Overall, it is the fourth best season total in UF history and seventh in SEC history
- 14 TD receptions in 2000 set a new NCAA Division I-A record for a freshman. Overall, it is the fifth best season total in UF history and ties for the fifth best in SEC history
- 71 receptions in 2000 set a new SEC record for a freshman. Overall, it was the third best season total in UF history and 15th best in SEC history.
- Eight consecutive games with a TD catch ranks second in UF history
- Six consecutive 100-yard receiving games tied the school record and his six overall ranks fourth best for a season at UF

#### QB Rex Grossman:

- 21 TD passes was second best in SEC history for a freshman, one shy of the record of 22 set by Danny Wuerffel in 1993. Overall, it tied for the eighth best seasonal total in UF history
- 1,866 passing yards by a freshman ranks second in UF history and eighth in SEC history.
- Five TD passes in a game (vs. Auburn) set an SEC record for a freshman.
- 161.8 efficiency rating was the third best seasonal mark in UF history.

#### FS Todd Johnson:

- 27.8 yards per INT return is the seventh best single-season average in SEC history (min. 5)
- 76-yard fumble return vs. Middle Tennessee

see ties for the 11th longest in SEC history

**QB Jesse Palmer:**

- 3,755 career passing yards, 254 completions and 479 attempts all rank eighth on the UF charts
- Four rushing TDs in a game (vs. Kentucky) ties the UF record and sets a new one for a QB
- 1.79 INT pct. in 2000 is the fourth lowest seasonal mark in SEC history (min. 200 atts.)

**CB Lito Sheppard:**

- Six interceptions in 2000 ties for fourth in UF history
- 179 INT return yards in 2000 ranks fifth best in SEC history for a single season.
- 29.8 yards per INT return is the fourth best single-season average in SEC history (min. 5)

**Television Exposure**

\* In 138 games since Steve Spurrier took over the Gator reins in 1990, Florida has appeared on live network television 108 times. Seventy (70) of those 108 live network telecasts have been national broadcasts. Florida has posted a 83-24-1 record in its 108 televised games.

\* National TV Appearances since 1990

1.	Notre Dame	114
2.	<b>FLORIDA</b>	<b>70</b>
3.	Michigan	69
4.	Florida State	68
5.	Penn State	66

\* The Gators have appeared on live network television in 48 of their last 49 SEC games. Since the start of the 1994 season the Gators have had 57 of their 61 SEC games televised live on network TV.

\* Sixty-three of UF's last 74 games (85.1%) have been selected for live network telecasts.

**Attendance**

\* Once again in 2000, the Gators sold all available season tickets (72,000). That figure continues to rank as the best in the state of Florida history for any team- collegiate or professional.

\* The Gators have ranked among the nation's top 15 schools in average home attendance in each of the last 19 years (1982-2000) and ranked among the nation's top six schools in each of the last

## BEN HILL GRIFFIN STADIUM AT FLORIDA FIELD "THE SWAMP"

A look at the Gators at home since 1990 under Steve Spurrier:

Overall:	63-4
SEC:	37-2
SEC East:	21-0
SEC West:	16-2
Non-Conference:	26-2
Top 25 Teams:	16-4
Top 10 Teams:	9-3
Top 5 Teams:	7-2
Unranked Teams:	47-0

• Florida's home win percentage of .940 (63-4) ranks third-best in the nation since 1990.

• The Gators had two significant streaks at The Swamp in the 1990s: A 23-game win streak from 1990-93 and a 30-game streak from 1994-99.

• In 67 home games since 1990, UF has scored 30 or more points 52 times and has held its opponent to 14 or less points 34 times.

• Since 1990, UF has outscored its opponents at "The Swamp" by a combined total of 2811-1062 (an average of 42.0 to 15.9 for an average victory margin of 26.1).

• Since 1990, Florida has only lost twice at home to a team ranked out of the top five and has never lost to an SEC East team at "The Swamp."

HOME RECORDS SINCE 1990		
1. Florida State	61-1-1	.976
2. Nebraska	68-3-0	.958
<b>3. FLORIDA</b>	<b>63-4-0</b>	<b>.940</b>
4. Kansas State	63-6-1	.907
5. Texas A&M	59-6-1	.902



10 years (1991-2000). UF's average of 85,493 fans per home game in 1999 ranked as the best single-season mark in school history. UF averaged 85,243 in 2000, sixth best in the country.

\* Florida has sold-out all 67 home games since Steve Spurrier took over the Gator reins in 1990 and has a current streak of 71

consecutive home sellouts dating back to the 1989 season. Here is where UF ranks nationally for current consecutive sellouts.

1.	Nebraska	238
2.	Notre Dame	155
3.	Michigan	100
4.	Penn State	88
5.	<b>FLORIDA</b>	<b>71</b>

**Florida 40**  
**Ball State 19**

**Sept. 2, 2000 • Gainesville, Fla.**

Florida opened its 2000 season with a 40-19 win over Ball State in Gainesville. Jesse Palmer threw for a career-high 327 yards and Robert Gillespie ran for a career-high 112 on the ground to lead UF.

**GAME NOTES:** Florida is now 70-24 in its 94 season openers, including a 52-6 mark in the 58 openers that have been held in Gainesville...Florida has won each of its last 11 season openers (its last loss in a season opener was in 1989 when it suffered a 24-19 setback to Ole Miss at Florida Field)...The Gators are 29-1 in their last 30 season openers which have been held in Gainesville, a mark that dates back to the start of the 1949 season...Steve Spurrier is 11-0 in season openers since taking over the Gator coaching reins in 1990 and has outscored those opponents by an average score of 47.5 to 16.1, an average victory margin of 31.4 points per game...Florida played 13 true freshmen in the season opener against Ball State...Jesse Palmer tied his career-long streak of 49 consecutive passes without throwing an interception...Kirk Wells had his first career touchdown reception.

**Florida 55**  
**Middle Tenn. 0**

**Sept. 9, 2000 • Gainesville, Fla.**

Florida forced five turnovers and used a 457-yard offensive attack in registering a 55-0 victory over Middle Tennessee before 84,311 Ben Hill Griffin Stadium fans.

**GAME NOTES:** Florida posted its first shutout since Sept. 28, 1996, a 65-0 win over Kentucky in Gainesville...Florida's 55 points are the most since a 58-27 win over UCF last year...The victory was Florida's largest margin of victory (55) since an 82-6 win over Central Michigan on Sept. 6, 1997. The Gators' 38-0 halftime lead was the team's largest halftime margin since Sept. 6, 1997 when it led Central Michigan 56-3...The Gators played in white uniforms, marking the first time since Oct. 10, 1998 (vs. LSU) that UF has worn white uniforms for a home game...Lito Sheppard's first quarter 54-yard punt return for a touchdown was Florida's first (of a non-blocked kick) since Jacques Green returned a punt

for a TD on Nov. 15, 1997 vs. South Carolina, a span of 26 games. It was Sheppard's first of his career...The Gators have now won 17 consecutive games against out-of-state non-conference opponents...Aaron Walker made his first career start and caught his first two career TD passes...Taylor Jacobs also caught his first career TD pass in the game.

**Florida 27**  
**Tennessee 23**

**Sept. 16, 2000 • Knoxville, Tenn.**

Jesse Palmer hit Jabar Gaffney for a three-yard TD with :14 seconds to play, lifting Florida to a 27-23 win at Tennessee. The touchdown capped a 91-yard drive in the final minutes and an improbable come-from-behind win.

**Game Notes:** UF is now 7-18 under Spurrier when trailing at the half and 4-16 when trailing after three quarters...UF has now won seven of the last eight meetings between the schools...The Gators have won their SEC opener in 10 of Steve Spurrier's 11 years as head coach...With Lito Sheppard's first career INT return for a TD, the Gators have posted defensive scores in consecutive games for the first time since the opening three games of the 1996 season against UL-Lafayette, Georgia Southern and Tennessee)... UF was held to one yard of total offense in the first quarter and had more first downs (five) on the opening drive of the second half than in the entire first half (three)...The Gators snapped UT's 23 game home winning streak which dates back to the Vols' 1996 loss to the Gators...Seven of Phillip Fulmer's 15 losses as head coach at Tennessee have come to Florida.

**Florida 59**  
**Kentucky 31**

**Sept. 23, 2000 • Gainesville, Fla.**

Jesse Palmer ran for a school-record tying four touchdowns, the most ever by a Gator quarterback, and threw for another as Florida ran past Kentucky, 59-31, in Gainesville. Florida did not suffer a turnover in the contest and turned four Kentucky turnovers into 28 points.

**Notes:** Florida rushed for six touchdowns in the game, tying for the most in a single game during the Spurrier era...The 90 combined points makes this the highest-scoring game in the 51-game history of the UF-UK series and UF's highest scoring game over-

all (combined) since beating Tennessee 62-37 on Sept. 16, 1995...UF's 59 points are its most in an SEC game since a 65-0 win over UK on Sept. 28, 1996...UK's 89 plays were the most run in a game against a UF team under Spurrier while the Wildcats' 504 yards of total offense ranked fifth best for an opponent against a Spurrier coached UF team...UF is now +9 in turnover margin after being -2 after four games in 1999...Earnest Graham had his fourth career 100-yard rushing game...Palmer eclipsed the 3,000-yard career passing yardage plateau during the game...Palmer's five rushing TDs on the season are the most for a Florida QB in the Spurrier era.

**Mississippi State 47**  
**Florida 35**

**Sept. 30, 2000 • Starkville, Miss.**

Third ranked Florida suffered its first defeat of the season, 47-35, before a record crowd at Mississippi State's Scott Field. Unranked MSU used a 429 yard edge over UF in rushing yards to post the upset win. **Notes:** The loss is UF's first to an unranked team under Spurrier, snapping a nation's-best 72-game winning streak...MSU amassed 517 yards of total offense. Coupled with Kentucky's 504 last week it marks the second time in school history that UF has surrendered 500 yards in total offense in consecutive games (also vs. Auburn and Tennessee in 1970)...MSU's 47 points are the most scored against UF by an SEC team since Georgia scored 49 on Nov. 6, 1971...Florida's -78 rushing yards is not only a Spurrier era low but the worst single-game performance in UF history, while MSU's 351 rushing yards is the second most yielded by UF under Spurrier...UF's 494 passing yards are the third most in school history and the most since 1995...For the first time in school history, three Gator quarterbacks threw for over 100 yards in a game...Both Rex Grossman (231 yards) and Brock Berlin (148) set career single game passing highs while Palmer threw for 106...Jabar Gaffney became the first Gator to record a 100-yard receiving game this year...UF had 11 different receivers catch a pass and now have had 17 different players catch a pass this year.

**Florida** 41  
**LSU** 9

**Oct. 7, 2000 • Gainesville, Fla.**

Rex Grossman threw three TDs in his first career start, all to fellow freshman Jabar Gaffney, as the Gators rolled to a 41-9 win over LSU.

**Notes:** QB Rex Grossman became the eighth starting quarterback at UF under Steve Spurrier and his 276 passing yards trailed only Eric Kresser (458) and Shane Matthews (322) in their starting debuts...Mike Nattiel made his first two career interceptions...Jabar Gaffney (eight catches for 128 yards) had his second straight 100-yard receiving game while Robert Gillespie (19 carries for 120 yards) had his second 100-yard rushing game of the season...Gaffney's three TD catches gave him seven for the season, the most for a freshman in school history...Jeff Chandler moved into fourth place on the school's all-time scoring list with 220 points. He only needs seven points to become the school's all-time leading scorer...UF's 99-yard first quarter TD drive is its longest since a 99 yard drive on Nov. 4, 1995 against Northern Illinois...The Gators' 99-yard drive resulted in the first first quarter TD allowed by LSU in its six games this year.

**Florida** 38  
**Auburn** 7

**Oct. 14, 2000 • Gainesville, Fla.**

Florida scored touchdowns on each of its first five drives to cruise to a 38-7 win over No. 19 Auburn before the fifth largest crowd in Florida Field history and a national-TV audience on CBS.

**Notes:** Jabar Gaffney caught three TD passes, giving him 10 of the season and breaking the SEC record for freshmen...Gaffney now has 37 receptions on the season which sets a new record for UF freshmen...Gaffney has had over 100 receiving yards in each of his last three games and he has caught at least one TD in each of UF's last five games...Jeff Chandler's field goal and five extra points in the game give him 228 career points, breaking Bart Edmiston's school record of 226 set from 1992-96...Rex Grossman became the sixth Florida quarterback to throw for five TDs in a game, a feat which has now been accomplished 14 times at UF...Grossman threw TDs on each of three consecutive attempts in the second quarter...At the half he was 10-of-14 for

179 yards passing with 5 TDs and no interceptions, good for a 296.69 efficiency rating...Reche Caldwell caught his first two TD passes of the year in the game...Todd Johnson's interception gives him either an INT or a fumble recovery in six of UF's seven games this year with the exception being the Kentucky game...In the fourth quarter, Alan Rhine boomed a career-long 60-yard punt.

**Florida** 34  
**Georgia** 23

**Oct. 28, 2000 • Jacksonville, Fla.**

After committing four first half turnovers, Florida forced four of its own from No. 12 Georgia over the final 32 minutes to post a 34-23 win over the Bulldogs at AllTel Stadium in Jacksonville on CBS.

**Notes:** Jabar Gaffney posted his fourth consecutive 100-yard receiving game and has now caught a TD pass in six straight games...Gaffney (736 yards) passed Reidel Anthony's record of 615 receiving yards in a season by a UF freshman set in 1994...Jeff Chandler's career-long 54-yard field goal tied for the third longest in school history...Chandler's two made field goals give him 43 for his career, tying the school record shared by Bobby Raymond and Brian Clark...Florida is now 10-1 against Georgia under Steve Spurrier and 15-5 following a bye week...UF threw three interceptions in the game, all coming in the first half. The Gators had thrown three interceptions in their first seven games combined...The attendance was 84,404 which is a Florida-Georgia record in Jacksonville.

**Florida** 43  
**Vanderbilt** 20

**Nov. 4, 2000 • Nashville, Tenn.**

Florida's defense intercepts five passes, one shy of the school record, and holds Vanderbilt to 199 yards of total offense (52 rushing) to lead the Gators to a 43-20 win before 32,714 fans at Vanderbilt Stadium and a JP Sports audience.

**Notes:** UF's five INTs give the team 33 takeaways on the year, a new Spurrier era high...Jabar Gaffney caught a TD for the seventh straight game, tying him with Chris Doering (1995) for the second longest streak in UF history...Gaffney also posted his fifth-straight 100-yard receiving game, leaving him one shy of tying the school record...Rex Grossman (334 yards) had his first career 300-yard passing game...Reche Caldwell (102 yards) had his first career 100-yard receiving game...Lito Sheppard played his first career snap on offense and caught a 47-yard

pass on his only play...WR Taylor Jacobs had his first career TD run...Jabar Gaffney hit the 50-reception milestone on the season. It is the 11th straight year the Gators have had a 50-catch receiver...UF has now gone 150 straight games without being shutout.

**Florida** 41  
**South Carolina** 21

**Nov. 11, 2000 • Gainesville, Fla.**

Before a national TV audience on CBS and a Homecoming record crowd of 85,718 at "The Swamp," No. 21 South Carolina took a 21-3 first quarter lead after blocking two punts for TDs but No. 4 Florida scored 38 unanswered points for a 41-21 win. The win clinched UF's seventh SEC Eastern Division title in nine years and a berth in the SEC Championship Game on Dec. 2 at the Georgia Dome in Atlanta.

**Notes:** UF has now reached the nine-win mark for the 11th consecutive year, tying the SEC record of 11 set by Alabama from 1971-81...UF completes its eighth perfect season at home in Steve Spurrier's 11 years as head coach...Florida battled back from an 18-point first quarter deficit to win, the largest come-from-behind win under Spurrier. The previous high was 17 set at South Carolina in 1993...UF is now 54-20-1 on Homecoming and 11-0 under Spurrier...USC's first blocked punt return for a TD was the first allowed by UF since Sept. 26, 1981 against Mississippi State...UF's 41 points were the most allowed this year by USC which entered the game leading the SEC in scoring defense with an average of 13.0...The Gators threw for three TDs in the game. The Gamecocks had only allowed two passing TDs in their first nine games combined...OG Tom Moody became the 19th different Gator to catch a pass this year and the 11th different Gator to score a receiving TD this year when he caught a deflected pass from Jeese Palmer and rumbled in from six yards out...Lito Sheppard returned a punt 57 yards for a TD. He is the first Gator with two punt return TDs in one year since Jacquez Green in 1997...Jabar Gaffney's career-high 168 receiving yards (the most by a freshman in UF history) made him the eighth player in UF history to go over the 1,000 receiving yard plateau and the first freshman...Gaffney tied a school record with his sixth consecutive 100-yard receiving game...He has also now caught a TD pass in eight straight games, the second longest mark in that category in school history...WR Matt Jackson became the 46th different Gator to start a game this year when he made his first career start.

**Florida State** 30  
**Florida** 7

**Nov. 18, 2000 • Tallahassee, Fla.**

Florida State QB Chris Weinke hits on 23 of 44 passes for 353 yards to guide the third-ranked Seminoles past #4 Florida, 30-7 before a record 83,042 at Doak Campbell Stadium and a primetime ABC national TV audience.

**Notes:** Jabar Gaffney catches seven passes for 95 yards but sees his 100-yard game streak snapped at six and his streak of consecutive games with a TD catch halted at eight...Gaffney does break the SEC freshman receptions (66) and freshman receiving yards (1,100) records...Earnest Graham sets career highs for receptions (seven) and receiving yards (63)...Todd Johnson made an interception in the game and now has either a fumble recovery or an INT in eight of UF's 11 games this year...It is the first game in the Spurrier era in which UF has blocked a punt and lost the game (now 20-1)...UF sets season highs with 14 penalties and its 116 penalty yards...The 14 penalties tie for the fifth most in the Spurrier era...UF loses the turnover battle (-1) for the first time all year...UF has a streak of 29 straight red zone scores (22TD) snapped in the fourth quarter.

**Florida** 28  
**Auburn** 6

**Dec. 2, 2000 • Atlanta, Ga.**

Florida QB Rex Grossman became the first freshman ever to be named the MVP of the SEC Championship Game as he guided the Gators to a 28-6 win over Auburn at the Georgia Dome before 73,427 fans and a national TV audience on ABC.

**Notes:** Florida has now won 10 games in a season for the eighth time in Steve Spurrier's 11 years as head coach (1991, 1993-98, 2000)...The win gives the Gators their sixth SEC title in the last 10 years (1991, 1993-96, 2000)...With those six outright titles, Spurrier ties John Vaught of Ole Miss for the second most SEC Championships won as a coach, thrilling only "Bear" Bryant's 11...Florida wins its school record seventh straight over Auburn...With its two interceptions, UF sets a new school record with 24 on the year...UF wins the turnover battle for the ninth time in 12 games and finishes the year with a national-best 40 takeaways...Grossman's four TD passes give him 21 on the year, one shy of Danny Wuerffel's SEC freshman record of 22 set in 1993...RB Earnest Graham shatters the SEC Cham-

pionship Game rushing record with his career high 169. The old mark was 127 by UT's Jamal Lewis and UF's previous best in a SEC title game was 88 by Errict Rhett in 1993...WR Jabar Gaffney set a new NCAA record for receiving yards by a freshman and finishes the year with 1,184...Gaffney and Caldwell's 1,944 yards this year makes them the nation's second top receiving yardage combination.

**Miami** 37  
**Florida** 20

**Nokia Sugar Bowl**

**Jan. 2, 2001 • New Orleans, La.**

Facing rival Miami for the first time since 1987, the Gators fall to the second-ranked Hurricanes, 37-20, in the 67th Nokia Sugar Bowl before 64,407 fans at the Louisiana Superdome and a national television audience.

**Notes:** Miami's victory evens the series at 25 wins apiece...The Gators made their SEC record eighth consecutive January bowl appearance...UF is now 13-15 in bowl games, and 2-5 in the Sugar Bowl...Steve Spurrier is now 2-3 in Sugar Bowl games but his five games tie him for third on the Sugar Bowl coaching appearances chart with Bobby Bowden and Vince Dooley...Florida started only three seniors (FB Rod Frazier, OG Leon Hires and DT Derrick Chambers) while starting 12 freshmen or sophomores...Earnest Graham ran for 136 yards, fifth best all-time for a Gator in a bowl game...Graham's sixth career 100-yard game is only the third surrendered by Miami this year...UF is now 64-2 under Steve Spurrier when a Gator rushes for 100 yards...It marks the first time UF has lost a game when it had a 100-yard rusher since Errict Rhett ran for 196 against Auburn on Oct. 16, 1993...Jeff Chandler sets a Florida bowl record with his 51-yard field goal, the second longest of his career...Reche Caldwell sets a career high with his 110 receiving yards, all in the first half...CB Keiwan Ratliff made his first career interception in the game...QB Rex Grossman's 41 passing attempts were a career high.

UF IN 2000	
Home:	6-0
Road:	2-2
Neutral:	2-1
Day games:	8-1
Night games:	2-2
on CBS:	5-1
on ABC:	1-2
on JP:	2-0
vs. ranked teams:	5-2
vs. unranked teams:	5-1
In September:	4-1
In October:	3-0
In November:	2-1
In December:	1-0
In January:	0-1
In blue jerseys:	5-1
In white jerseys:	5-2
When scoring first:	7-1
When opponent scores first:	3-2
When leading after 1st qtr.:	8-0
When trailing after 1st qtr.:	2-3
When leading at the half:	8-0
When trailing at the half:	1-3
When tied at the half:	1-0
When leading after 3rd qtr.:	9-0
When trailing after 3rd qtr.:	1-3
When outrushing opponent:	7-0
When outrushed:	3-3
When outpassing opponent:	9-2
When outpassed:	1-1
When UF leads in total off.:	7-0
When opp leads in total off.:	3-3
When UF gains more turnovers:	9-0
When opp gains more turnovers:	0-2
When turnovers are even:	1-1
When UF has a 100-yard rusher:	4-1
When opp has a 100-yard rusher:	3-1
When UF rushes for 150+ yards:	6-0
When opp rushes for 150+ yards:	2-2
When UF has >= 25 rushes:	9-0
When UF has < 25 rushes:	1-3
When opp has >= 25 rushes:	10-3
When opp has < 25 rushes:	0-0
When UF has a 200-yard passer:	7-2
When opp has a 200-yard passer:	2-2
When UF passes for 300+ yards:	2-2
When opp passes for 300+ yards:	0-2
When UF has >= 35 passes:	7-2
When UF has < 35 passes:	3-1
When opp has >= 35 passes:	5-2
When opp has < 35 passes:	5-1
When UF leads time of poss.:	2-0
When opp leads time of poss.:	8-3



## TEAM STATISTICS

RECORD:	OVERALL	HOME	AWAY	NEUTRAL
ALL GAMES.....	(10-3-0)	(6-0-0)	(2-2-0)	(2-1-0)
CONFERENCE.....	(8-1-0)	(4-0-0)	(2-1-0)	(2-0-0)
NON-CONFERENCE.....	(2-2-0)	(2-0-0)	(0-1-0)	(0-1-0)

DATE	OPPONENT	W/L	SCORE	ATTEND
Sep 02, 2000	BALL STATE	W	40-19	85095
Sep 09, 2000	MIDDLE TENNESSEE	W	55-0	84311
*Sep 16, 2000	at Tennessee	W	27-23	108768
*Sep 23, 2000	KENTUCKY	W	59-31	85319
*Sep 30, 2000	at Mississippi State	L	35-47	43816
*Oct 07, 2000	LSU	W	41-9	85365
*Oct 14, 2000	AUBURN	W	38-7	85710
*Oct 28, 2000	vs Georgia	W	34-23	84404
*Nov 04, 2000	at Vanderbilt	W	43-20	32714
*Nov 11, 2000	SOUTH CAROLINA	W	41-21	85718
Nov.18, 2000	at Florida State	L	7-30	83042
*Dec 02, 2000	vs Auburn (SEC Champ.)	W	28-6	73427
Jan 02, 2000	vs Miami (Sugar Bowl)	L	20-37	64407

\* denotes conference game

TEAM STATISTICS	UF	OPP
SCORING.....	448	236
Points Per Game.....	37.3	19.7
FIRST DOWNS.....	258	220
Rushing.....	90	92
Passing.....	148	113
Penalty.....	20	15
RUSHING YARDAGE.....	1326	1597
Yards gained rushing.....	1707	1863
Yards lost rushing.....	381	266
Rushing Attempts.....	361	435
Average Per Rush.....	3.7	3.7
Average Per Game.....	110.5	133.1
TDs Rushing.....	20	13
PASSING YARDAGE.....	3698	2555
Att-Comp-Int.....	466-265-12	443-237-24
Average Per Pass.....	7.9	5.8
Average Per Catch.....	14.0	10.8
Average Per Game.....	308.2	212.9
TDs Passing.....	34	10
TOTAL OFFENSE.....	5024	4152
Total Plays.....	827	878
Average Per Play.....	6.1	4.7
Average Per Game.....	418.7	346.0
KICKOFF RETURNS: #-YARDS.....	37-710	56-1115
PUNT RETURNS: #-YARDS.....	30-450	22-284
INT RETURNS: #-YARDS.....	24-509	12-285
KICKOFF RETURN AVERAGE.....	19.2	19.9
PUNT RETURN AVERAGE.....	15.0	12.9
INT RETURN AVERAGE.....	21.2	23.8
FUMBLES-LOST.....	20-9	32-16
PENALTIES-YARDS.....	93-692	81-656
Average Per Game.....	57.7	54.7
PUNTS-YARDS.....	51-2035	71-2842
Average Per Punt.....	39.9	40.0
Net punt average.....	34.3	33.7
TIME OF POSSESSION/GAME.....	27:04	32:56
3RD-DOWN CONVERSIONS.....	62/156	71/190
3rd-Down Pct.....	40%	37%
4TH-DOWN CONVERSIONS.....	7/17	13/24
4th-Down Pct.....	41%	54%
SACKS BY-YARDS.....	25-151	26-255
MISC YARDS.....	94	-3
TOUCHDOWNS SCORED.....	58	27
FIELD GOALS-ATTEMPTS.....	16-19	16-17
PAT KICKS-ATTEMPTS.....	50-54	22-24
ATTENDANCE.....	511518	268340
Games/Avg Per Game.....	6/85253	4/67085

BY QUARTER	1st	2nd	3rd	4th	Total
Team.....	107	157	110	74	- 448
Opponents...	63	70	48	55	- 236



## INDIVIDUAL STATISTICS

RUSHING	G	Att	Gain	Loss	Net	Avg	TD	Long	Avg/G
R. Gillespie	11	125	709	31	678	5.4	5	47	61.6
Earnest Graham	12	121	708	32	676	5.6	8	57	56.3
Bo Carroll	9	14	67	1	66	4.7	0	22	7.3
Ran Carthon	12	10	35	2	33	3.3	0	9	2.8
Alan Rhine	12	1	26	0	26	26.0	0	26	2.2
Reche Caldwell	12	4	25	0	25	6.3	0	10	2.1
Eric Jonsson	12	4	17	0	17	4.3	0	11	1.4
Taylor Jacobs	12	3	12	1	11	3.7	1	8	0.9
Rod Frazier	12	1	7	0	7	7.0	0	7	0.6
Chuck Marks	6	2	2	0	2	1.0	0	2	0.3
Brock Berlin	4	5	3	31	-28	-5.6	0	3	-7.0
Jesse Palmer	10	36	66	117	-51	-1.4	6	15	-5.1
Team	12	8	0	60	-60	-7.5	0	0	-5.0
Rex Grossman	11	27	30	106	-76	-2.8	0	5	-6.9
Total.....	12	361	1707	381	1326	3.7	20	57	110.5
Opponents.....	12	435	1863	266	1597	3.7	13	60	133.1

PASSING	G	Effic	Att-Cmp-Int	Pct	Yds	TD	Lng	Avg/G
Jesse Palmer	10	126.97	223-116-4	52.0	1653	11	75	165.3
Rex Grossman	11	161.81	212-131-7	61.8	1866	21	66	169.6
Brock Berlin	4	132.89	27-17-1	63.0	170	2	33	42.5
Earnest Graham	12	0.00	2-0-0	0.0	0	0	0	0.0
Team	12	0.00	1-0-0	0.0	0	0	0	0.0
Reche Caldwell	12	175.60	1-1-0	100.0	9	0	9	0.8
Total.....	12	142.45	466-265-12	56.9	3698	34	75	308.2
Opponents.....	12	98.56	443-237-24	53.5	2555	10	54	212.9

RECEIVING	G	No.	Yds	Avg	TD	Long	Avg/G
Jabar Gaffney	12	71	1184	16.7	14	70	98.7
Reche Caldwell	12	49	760	15.5	6	66	63.3
R. Gillespie	11	26	218	8.4	1	34	19.8
Earnest Graham	12	19	143	7.5	0	27	11.9
B. Haugabrook	12	18	249	13.8	2	28	22.6
Taylor Jacobs	12	17	198	11.6	1	33	16.5
Alex Willis	10	12	180	15.0	2	31	18.0
Kirk Wells	12	12	167	13.9	2	32	13.9
Aaron Walker	12	12	148	12.3	3	23	12.3
Bo Carroll	9	7	125	17.9	1	75	13.9
Kelvin Knight	11	6	87	14.5	0	24	9.7
Matt Jackson	12	5	82	16.4	1	33	6.8
Rod Frazier	12	4	26	6.5	0	9	2.2
Ran Carthon	12	2	44	22.0	0	26	3.7
Lito Sheppard	12	1	47	47.0	0	47	3.9
Ben Troupe	4	1	22	22.0	0	22	3.7
Rex Grossman	11	1	9	9.0	0	9	0.8
Thomas Moody	12	1	6	6.0	1	6	0.5
Carlos Perez	10	1	3	3.0	0	3	0.4
Total.....	12	265	3698	14.0	34	75	308.2
Opponents.....	12	237	2555	10.8	10	54	212.9

PUNTING	No.	Yds	Avg	Long	TB	FC	I20	Blkd
Alan Rhine	47	2035	43.3	65	6	6	9	3
Team	4	0	0.0	0	0	0	0	1
Total.....	51	2035	39.9	65	6	6	9	4
Opponents.....	71	2842	40.0	55	6	9	16	1

FIELD GOALS	FGM-FGA	Pct	01-19	20-29	30-39	40-49	50-99	Lg	Blk
Jeff Chandler	16-19	84.2	1-1	4-4	6-7	4-5	1-2	54	0

FG SEQUENCE	Florida	OPPONENTS
Ball State	37	(32)
Middle Tennessee	50, (47), (24)	-
Tennessee	(24), (31)	(36), (19), (29), (19), (42)
Kentucky	(34), 41	(20)
Mississippi State	(49)	(19), (37)
LSU	(28), (44)	(40)
Auburn	(31)	-
Georgia	(37), (54)	(24)
Vanderbilt	(30), (34), (18)	(47), (21)
South Carolina	(49), (29)	-
Florida State	-	46, (33)
Auburn	-	(44), (21)

Numbers in (parentheses) indicate field goal was made.

PUNT RETURNS	No.	Yds	Avg	TD	Long
Lito Sheppard	22	307	14.0	2	57
Keiwan Ratliff	7	113	16.1	0	42
M.O.-Johnson	1	24	24.0	0	0
Clint Mitchell	0	6	0.0	0	6
Total.....	30	450	15.0	2	57
Opponents.....	22	284	12.9	2	30

INTERCEPTIONS	No.	Yds	Avg	TD	Long
Lito Sheppard	6	179	29.8	1	61
Todd Johnson	5	139	27.8	0	37
Mike Nattiel	2	28	14.0	0	28
Byron Hardmon	2	3	1.5	0	3
B. Alexander	2	76	38.0	0	56
Alex Brown	1	22	22.0	0	22
Travis Carroll	1	4	4.0	0	4
R. Cromartie	1	10	10.0	0	10
Tron LaFavor	1	9	9.0	0	9
Daryl Dixon	1	29	29.0	0	29
Marquand Manuel	1	16	16.0	0	16
M. Westbrook	1	-6	-6.0	0	0
Total.....	24	509	21.2	1	61
Opponents.....	12	285	23.8	1	58

KICK RETURNS	No.	Yds	Avg	TD	Long
Lito Sheppard	13	298	22.9	0	39
Bo Carroll	11	191	17.4	0	30
R. Gillespie	5	90	18.0	0	23
Keiwan Ratliff	3	61	20.3	0	22
Ran Carthon	3	61	20.3	0	24
Lester Norwood	1	6	6.0	0	6
Matt Jackson	1	2	2.0	0	2
Jeff Chandler	0	1	0.0	0	1
Total.....	37	710	19.2	0	39
Opponents.....	56	1115	19.9	0	33

FUMBLE RETURNS	No.	Yds	Avg	TD	Long
Todd Johnson	2	86	43.0	1	76
Alex Brown	1	8	8.0	0	8
Total.....	3	94	31.3	1	76
Opponents.....	1	-3	-3.0	1	0



## Individual Statistics

ALL PURPOSE	G	Rush	Rec	PR	KOR	IR	FR	Tot	Avg/G
Jabar Gaffney	12	0	1184	0	0	0	0	1184	98.7
R. Gillespie	11	678	218	0	90	0	0	986	89.6
Lito Sheppard	12	0	47	307	298	179	0	831	69.3
Earnest Graham	12	676	143	0	0	0	0	819	68.3
Reche Caldwell	12	25	760	0	0	0	0	785	65.4
Bo Carroll	9	66	125	0	191	0	0	382	42.4
B. Haugabrook	12	0	249	0	0	0	0	249	22.6
Todd Johnson	12	0	0	0	0	139	86	225	18.8
Taylor Jacobs	12	11	198	0	0	0	0	209	17.4
Alex Willis	10	0	180	0	0	0	0	180	18.0
Keiwan Ratliff	12	0	0	113	61	0	0	174	14.5
Kirk Wells	12	0	167	0	0	0	0	167	13.9
Aaron Walker	12	0	148	0	0	0	0	148	12.3
Ran Carthon	12	33	44	0	61	0	0	138	11.5
Kelvin Kight	11	0	87	0	0	0	0	87	9.7
Matt Jackson	12	0	82	0	2	0	0	84	7.0
B. Alexander	12	0	0	0	0	76	0	76	6.3
Rod Frazier	12	7	26	0	0	0	0	33	2.8
Alex Brown	12	0	0	0	0	22	8	30	2.5
Daryl Dixon	12	0	0	0	0	29	0	29	2.4
Mike Nattiel	12	0	0	0	0	28	0	28	2.3
Alan Rhine	12	26	0	0	0	0	0	26	2.2
M.O-Johnson	12	0	0	24	0	0	0	24	2.0
Ben Troupe	4	0	22	0	0	0	0	22	3.7
Eric Jonsson	12	17	0	0	0	0	0	17	1.4
Marquand Manuel	12	0	0	0	0	16	0	16	1.3
R. Cromartie	7	0	0	0	0	10	0	10	1.4
Tron LaFavor	12	0	0	0	0	9	0	9	0.8
Lester Norwood	8	0	0	0	6	0	0	6	0.7
Thomas Moody	12	0	6	0	0	0	0	6	0.5
Clint Mitchell	12	0	0	6	0	0	0	6	0.5
Travis Carroll	6	0	0	0	0	4	0	4	0.7
Byron Hardmon	12	0	0	0	0	3	0	3	0.3
Carlos Perez	10	0	3	0	0	0	0	3	0.4
Chuck Marks	6	2	0	0	0	0	0	2	0.3
Jeff Chandler	12	0	0	0	1	0	0	1	0.1
M. Westbrook	12	0	0	0	0	-6	0	-6	-0.5
Brock Berlin	4	-28	0	0	0	0	0	-28	-7.0
Jesse Palmer	10	-51	0	0	0	0	0	-51	-5.1
Team	12	-60	0	0	0	0	0	-60	-5.0
Rex Grossman	11	-76	9	0	0	0	0	-67	-6.1
Total.....	12	1326	3698	450	710	509	94	6787	565.6
Opponents.....	12	1597	2555	284	1115	285	-3	5833	486.1

TOTAL OFFENSE	G	Plays	Rush	Pass	Total	Avg/G
Rex Grossman	11	239	-76	1866	1790	162.7
Jesse Palmer	10	259	-51	1653	1602	160.2
R. Gillespie	11	125	678	0	678	61.6
Earnest Graham	12	123	676	0	676	56.3
Brock Berlin	4	32	-28	170	142	35.5
Bo Carroll	9	14	66	0	66	7.3
Reche Caldwell	12	5	25	9	34	2.8
Ran Carthon	12	10	33	0	33	2.8
Alan Rhine	12	1	26	0	26	2.2
Eric Jonsson	12	4	17	0	17	1.4
Taylor Jacobs	12	3	11	0	11	0.9
Rod Frazier	12	1	7	0	7	0.6
Chuck Marks	6	2	2	0	2	0.3
Team	12	9	-60	0	-60	-5.0
Total.....	12	827	1326	3698	5024	418.7
Opponents.....	12	878	1597	2555	4152	346.0

SCORING	TD	FGs	--- PATs ---				DXP	Saf	- Pts
			Kick	Rush	Rcv	Pass			
Jeff Chandler	0	16-19	49-53	0-0	0	0-0	0	0	- 97
Jabar Gaffney	14	0-0	0-0	0-0	0	0-0	0	0	- 84
Earnest Graham	8	0-0	0-0	0-0	0	0-0	0	0	- 48
Reche Caldwell	6	0-0	0-0	0-0	1	0-0	0	0	- 38
R. Gillespie	6	0-0	0-0	0-0	0	0-0	0	0	- 36
Jesse Palmer	6	0-0	0-0	0-0	0	1-2	0	0	- 36
Lito Sheppard	3	0-0	0-0	0-0	0	0-0	0	0	- 18
Aaron Walker	3	0-0	0-0	0-0	0	0-0	0	0	- 18
Kirk Wells	2	0-0	0-0	0-0	0	0-0	0	0	- 12
Alex Willis	2	0-0	0-0	0-0	0	0-0	0	0	- 12
Taylor Jacobs	2	0-0	0-0	0-0	0	0-0	0	0	- 12
B. Haugabrook	2	0-0	0-0	0-0	0	0-0	0	0	- 12
Bo Carroll	1	0-0	0-0	0-0	0	0-0	0	0	- 6
Todd Johnson	1	0-0	0-0	0-0	0	0-0	0	0	- 6
Thomas Moody	1	0-0	0-0	0-0	0	0-0	0	0	- 6
Matt Jackson	1	0-0	0-0	0-0	0	0-0	0	0	- 6
Brendt Talcott	0	0-0	1-1	0-0	0	0-0	0	0	- 1
Brock Berlin	0	0-0	0-0	0-0	0	0-1	0	0	- 0
Total.....	58	16-19	50-54	0-0	1	1-3	0	0	- 448
Opponents.....	27	16-17	22-24	0-0	1	3-4	0	1	- 236



## Defensive Statistics

Player	G/GS	UT	AT	TT	QBS (YDS)	TBL(YDS)	TTFL(YDS)	FH	FF	FR	BLK	PD	INT	BP
Todd Johnson	12/12	67	35	102	0	0	0	0	1	4	0	3	5	13
Marquand Manuel	12/8	55	28	83	0	0	0	0	0	0	0	1	1	2
Gerard Warren	12/11	45	31	76	4.5 (-32)	7 (-17)	11.5 (-49)	23	1	0	0	1	0	36.5
Mike Nattiel	12/7	34	27	61	0	2 (-7)	2(-7)	0	0	2	0	0	2	6
Alex Brown	12/11	29	27	56	7.5 (-45)	4 (-10)	11.5 (-55)	21	3	2	0	3	1	41.5
Bennie Alexander	12/6	33	13	46	0	1(-4)	1(-4)	0	0	0	0	5	2	8
Byron Hardmon	12/4	33	11	44	1 (-4)	0	1 (-4)	2	1	0	0	4	2	10
Guss Scott	12/0	25	17	42	2 (-15)	0	2 (-15)	3	2	2	0	2	0	11
Lito Sheppard	12/11	30	10	40	0	0	0	0	2	1	0	5	6	14
Clint Mitchell	12/8	27	12	39	3.5 (-25)	2 (-2)	5.5 (-27)	14	1	0	0	1	0	21.5
M. Oquendo-Johnson	12/8	14	25	38	1 (-9)	4 (-9)	5 (-18)	1	2	0	1	3	0	12
Daryl Owens	12/3	24	14	38	0	0	0	0	0	0	0	1	0	1
Robert Cromartie	7/7	29	6	35	0	1(-3)	1(-3)	0	0	0	0	6	1	8
Travis Carroll	6/4	14	19	33	0	1 (-2)	1 (-2)	0	2	0	0	3	1	7
Daryl Dixon	12/4	19	9	28	0	0	0	0	0	0	0	3	1	4
Matt Farris	8/3	16	12	28	0	0	0	0	1	0	0	0	0	1
Kennard Ellis	12/2	14	12	26	2.5 (-11)	3(-8)	5.5 (-19)	14	1	0	0	0	0	20.5
Buck Gurley	10/4	8	17	25	0	1 (-1)	1 (-1)	7	0	1	0	0	0	9
Travis Harris	9/4	14	10	24	0	0	0	0	1	0	0	1	0	2
Thomas Pittman	12/0	10	14	24	1 (-1)	1 (-2)	2 (-3)	3	0	0	0	0	0	5
Thaddeus Bullard	10/1	10	7	17	0	0	0	4	0	0	0	0	0	4
Keiwan Ratliff	12/1	14	3	17	0	0	0	0	1	0	0	0	0	1
Ian Scott	8/0	6	8	14	0	2 (-3)	2 (-3)	0	1	1	0	0	0	4
Tron LaFavor	12/1	9	4	13	0	4 (-12)	4(-12)	0	0	1	0	0	1	6
Darrell Lee	12/0	5	6	11	1 (-2)	0	1 (-2)	1	0	0	0	2	0	4
Marquis Westbrook	12/1	8	2	10	0	0	0	0	0	0	0	2	1	3
Reid Fleming	7/0	2	6	8	0	0	0	0	0	0	0	0	0	0
Kenny Parker	5/0	3	5	8	0	0	0	0	0	0	0	0	0	0
Arpedge Rolle	7/0	3	5	8	1 (-7)	0	1 (-7)	0	0	0	0	0	0	1
Dwight Jackson	9/1	4	2	6	0	0	0	0	0	0	0	0	0	0
Derrick Chambers	10/9	3	2	5	0	3 (-3)	3 (-3)	3	0	0	0	2	0	8
Andra Davis	1/1	4	1	5	0	0	0	0	0	0	0	0	0	0
Lester Norwood	8/0	4	1	5	0	0	0	0	0	0	0	1	0	1
Eric Jonsson	12/0	3	0	3	0	0	0	0	0	0	0	0	0	0
Vannez Gooch	12/0	2	0	2	0	0	0	0	0	0	0	0	0	0
Brian Haugabrook	12/3	2	0	2	0	0	0	0	0	0	0	0	0	0
Chris Reynolds	4/0	2	0	2	0	0	0	0	0	0	0	0	0	0
Rod Royal	2/0	2	0	2	0	0	0	0	0	0	0	0	0	0
Matt Jackson	12/1	1	0	1	0	0	0	0	0	0	0	0	0	0
Matt McCoun	5/0	1	0	1	0	0	0	0	0	0	0	0	0	0
Carlos Perez	9/0	1	0	1	0	0	0	0	0	0	0	0	0	0
<b>UF TOTALS</b>	<b>12/12</b>	<b>629</b>	<b>400</b>	<b>1029</b>	<b>25 (-151)</b>	<b>36 (-83)</b>	<b>61 (-234)</b>	<b>96</b>	<b>20</b>	<b>14</b>	<b>1</b>	<b>49</b>	<b>24</b>	<b>265</b>
<b>OPP. TOTALS</b>	<b>12/12</b>	<b>298</b>	<b>211</b>	<b>709</b>	<b>26 (-255)</b>	<b>46 (-144)</b>	<b>7 (-392)</b>	<b>NA</b>	<b>4</b>	<b>10</b>	<b>4</b>	<b>50</b>	<b>12</b>	<b>NA</b>

**Key:** UT (Unassisted Tackle includes special teams); AT (Assisted Tackle includes special teams); TT (Total Tackles includes special teams); QBS (Quarterback Sacks); TBL (Tackles, other than quarterback sacks, behind the line of scrimmage); TTFL (Total Tackles for Loss- QBS & TBL); FH (Forced Hurries on QB); FF (Forced Fumble); FR (Fumble Recovery); BLK (Blocked Punts/Extra Points/Field Goals); PD (Pass Deflections); INT (Interceptions); BP (Big Plays-Combination of TTFL, FH, FF, FR, BLK, PD and INTs).




## Special Teams Tackles

Player	UT	AT	TT
Pittman	3	8	11
G. Scott	3	2	5
Brown	2	2	4
Manuel	4	0	4
Owens	4	0	4
Alexander	2	1	3
Gooch	3	0	3
Johnson	3	0	3
Jonsson	3	0	3
Mitchell	1	2	3
Jackson	2	0	2
Oquendo-Johnson	1	1	2
Ratliff	1	1	2
Sheppard	2	0	2
Westbrook	2	0	2
Haugabrook	1	0	1
Nattiel	1	0	1
Norwood	1	0	1
Perez	1	0	1
<b>UF TOTALS</b>	<b>40</b>	<b>17</b>	<b>57</b>



## Defensive Leaders

Sacks	TTFL	Big Plays
Brown .....7.5(-45)	Brown .....11.5 (-55)	Brown .....41.5
Warren .....4.5(-32)	Warren .....11.5(-49)	Warren .....36.5
Mitchell .....3.5(-21)	Ellis .....5.5(-19)	Mitchell .....21.5
Ellis .....2.5(-11)	Mitchell .....5.5(-23)	Ellis .....20.5
G. Scott .....2(-15)	O-Johnson .....5(-16)	Sheppard .....14
Hardmon .....1(-4)	LaFavor .....4 (-12)	Johnson .....13
Lee .....1(-2)	Chambers .....3(-3)	O-Johnson .....12
O-Johnson .....1(-9)	Nattiel .....2 (-7)	G. Scott .....11
Pittman .....1(-1)	Pittman .....2 (-3)	Hardmon .....10
Rolle .....1(-7)	G.Scott .....2(-15)	Gurley .....9
	I. Scott .....2(-3)	



## Team Game-by-Game

All Figures are given UF/Opp

Opponents .....	BALL STATE	MTSU	at Tennessee	KENTUCKY	at Mississippi State	LSU
Scoring .....	40/19	55/0	27/23	59/31	35/47	41/9
FIRST DOWNS .....	28/13	27/13	17/20	23/25	26/25	22/17
Rush .....	9/4	12/7	4/13	11/9	3/18	10/7
Pass .....	15/7	14/5	12/7	9/15	22/7	12/10
Penalty .....	4/2	1/1	1/0	3/1	1/0	0/0
RUSHING YARDAGE .....	136/85	158/90	39/219	190/141	-78/351	175/92
Attempts .....	34/34	30/35	21/49	35/29	22/57	34/29
Avg. Rush .....	4.0/2.5	5.27/2.57	1.86/4.47	5.43/4.86	-3.55/6.16	5.1/3.2
TDs Rushing .....	3/0	1/0	1/1	6/2	1/4	2/0
PASSING YARDAGE .....	359/181	229/139	290/140	262/363	494/166	298/249
Att-Comp .....	50-23/27-15	41-26/32-17	43-20/29-17	27-15/60-35	57-34/27-14	32-21/38-19
INT .....	0/1	1/1	1/1	0/2	1/2	0/4
Avg. Per Pass .....	7.18/6.70	5.59/4.34	6.74/4.83	9.70/6.05	8.67/6.15	9.31/6.55
Avg. Per Catch .....	15.6/12.0	8.81/8.18	14.5/8.24	17.47/10.37	14.53/11.86	14.19/13.10
TDs Passing .....	3/1	4/0	1/0	2/2	4/1	3/1
TOTAL OFFENSE .....	495/266	457/229	329/343	452/504	416/517	473/341
Total Plays .....	84/61	71/67	64/78	62/89	79/84	66/67
Avg per Play .....	5.9/4.4	6.4/3.4	5.1/4.4	7.3/5.7	5.3/6.2	7.2/5.1
Fumbles-Lost .....	2-1/2-2	4-2/5-4	1-0/4-1	0-0/4-2	2-2/2-1	1-0/0-0
Penalties-yards .....	7-65/8-61	7-41/8-69	7-59/4-30	7-50/6-56	7-46/10-85	5-40/5-54
PUNTS-YARDS .....	4-128/8-313	2-97/9-325	7-298/5-219	1-35/1-35	1-45/7-294	4-179/5-203
Avg. per Punt .....	32.0/39.1	48.5/36.1	42.6/43.8	35.0/35.0	45.0/42.0	44.8/40.6
Punt Rets-Yds .....	2-28/2-37	5-141/0-0	1-2/4-56	1-45/1-3	2-12/1-5	2-22/2-36
KO Rets-Yds .....	4-68/3-50	1-24/6-107	4-52/4-103	5-74/9-171	5-140/6-109	2-37/4-94
Time of Possession .....	27:21/32:39	29:53/30:07	23:08/36:52	21:16/38:44	25:16/34:44	27:36/32:24
3rd Down Conv. ....	5-13/5-16	3-11/0-12	4-13/8-18	6-10/9-19	7-15/7-16	7-13/6-14
Attendance .....	85,095	84,311	108,768	85,319	43,816	85,365

Opponents .....	AUBURN	vs. Georgia	at Vanderbilt	SOUTH CAROLINA	at Florida State	vs. Auburn (SEC)
Scoring .....	38/7	34/23	43/20	41/21	7/30	28/6
FIRST DOWNS .....	16/19	20/20	22/13	22/13	15/23	20/19
Rush .....	6/5	5/10	10/4	9/4	2/5	9/6
Pass .....	8/11	13/10	10/8	12/8	10/14	11/11
Penalty .....	2/3	2/0	2/1	1/1	3/4	0/2
RUSHING YARDAGE .....	116/119	69/173	141/52	152/81	37/90	191/120
Attempts .....	29/32	32/45	38/33	31/35	20/29	35/28
Avg. Rush .....	4.0/3.7	2.2/3.8	3.7/1.57	4.9/2.3	1.9/3.1	5.46/4.29
TDs Rushing .....	0/0	2/2	3/1	1/1	0/1	0/0
PASSING YARDAGE .....	243/203	247/240	334/147	356/166	278/353	238/208
Att-Comp .....	26-16/34-20	36-18/40-20	36-21/41-15	46-27/28-19	46-27/44-23	26-17/43-23
INT .....	0/1	3/3	2/5	0/0	3/2	1/2
Avg. Per Pass .....	9.35/5.97	6.86/6.00	9.28/3.59	7.73/5.92	6.04/8.02	9.15/4.84
Avg. Per Catch .....	15.19/10.15	13.72/12.0	15.90/9.8	13.18/8.73	10.30/15.35	14.00/9.04
TDs Passing .....	5/1	2/1	2/0	3/0	1/3	4/0
TOTAL OFFENSE .....	359/322	316/413	475/199	508/247	315/443	428/328
Total Plays .....	55/66	68/85	74/74	77/63	66/73	61/71
Avg per Play .....	6.5/4.9	4.6/4.9	6.4/2.7	6.6/3.9	4.8/6.1	7.0/4.6
Fumbles-Lost .....	2-0/4-2	1-1/3-1	1-1/3-0	1-0/2-1	1-0/0-0	4-2/3-2
Penalties-yards .....	9-64/12-88	5-38/10-94	10-82/3-19	7-30/4-30	14-116/6-51	8-61/5-19
PUNTS-YARDS .....	5-190/5-210	5-189/7-282	5-187/6-261	5-131/7-304	8-378/6-190	4-178/5-206
Avg. per Punt .....	38.0/42.0	37.8/40.3	37.4/43.5	26.2/43.4	47.3/31.7	44.5/41.2
Punt Rets-Yds .....	3-39/3-17	1-2/0-0	4-14/2-9	3-71/2-64	4-44/4-44	2-30/1-13
KO Rets-Yds .....	1-30/7-126	2-33/4-85	4-66/6-119	2-37/5-93	6-105/1-24	2-44/2-34
Time of Poss. ....	25:45/34:15	24:55/35:05	31:08/28:52	30:58/29:02	29:20/30:40	28:11/31:49
3rd Down Conv. ....	4-12/4-11	5-13/7-18	4-14/7-20	6-15/6-16	4-15/4-13	7-12/8-17
Attendance .....	85,710	84,404	32,714	85,718	83,042	73,427




## Game-by-Game Tackles: Down Linemen

Player	BSU UT-AT	MTSU UT-AT	@ Tenn. UT-AT	KY UT-AT	@ Miss St. UT-AT	LSU UT-AT	AUB UT-AT	vs. Ga UT-AT	at Vandy UT-AT	USC UT-AT	@ FSU UT-AT	SEC UT-AT
Brown	2-6	2-2	1-3	0-1	3-2	0-3	4-3	2-1	2-4	6-1	3-1	4-0
Bullard	5-0	0-0	1-0	0-0	DNP	0-0	1-1	2-3	0-0	DNP	0-0	1-3
Chambers	0-1	0-1	0-0	DNP	0-0	0-0	DNP	0-0	0-0	3-1	0-0	0-0
Ellis	1-2	2-3	2-0	1-0	2-0	1-0	1-2	1-2	1-0	0-0	1-0	1-3
Gurley	0-0	DNP	1-2	1-2	0-3	3-2	0-3	3-1	0-1	0-2	0-1	DNP
LaFavor	1-0	1-0	1-0	2-0	2-0	0-0	0-1	1-0	0-1	0-0	0-1	0-1
Lee	0-0	0-5	0-0	0-0	0-0	1-0	1-0	0-0	1-1	0-0	0-0	1-0
McCray	DNP	0-0	DNP	DNP	DNP	DNP	0-0	DNP	DNP	DNP	DNP	DNP
Mitchell	0-1	1-1	0-0	3-1	2-0	3-3	2-1	4-3	2-1	3-0	5-0	2-1
Parker	0-1	2-2	DNP	0-1	0-0	0-0	1-1	DNP	DNP	DNP	DNP	DNP
Pittman	0-0	1-2	0-0	0-0	1-0	0-2	1-3	0-3	3-3	1-1	0-1	2-0
Reynolds	DNP	DNP	DNP	0-0	DNP	1-0	1-0	DNP	0-0	DNP	DNP	DNP
Rolle	0-0	2-2	DNP	0-1	DNP	1-0	0-1	DNP	0-1	DNP	DNP	0-0
I. Scott	0-0	3-3	0-0	0-2	1-0	DNP	DNP	DNP	DNP	0-1	1-0	1-2
Warren	3-3	2-3	6-4	0-1	7-2	4-1	5-3	4-3	3-4	4-3	5-3	2-1



## Game-by-Game Tackles: Linebackers

Player	BSU UT-AT	MTSU UT-AT	@ Tenn. UT-AT	KY UT-AT	@ Miss St. UT-AT	LSU UT-AT	AUB UT-AT	vs. Ga UT-AT	at Vandy UT-AT	USC UT-AT	@ FSU UT-AT	SEC UT-AT
Davis	4-1	DNP	DNP	DNP	DNP	DNP	DNP	DNP	DNP	DNP	DNP	DNP
Farrior	DNP	5-2	7-3	2-3	0-2	1-0	0-2	0-0	1-0	DNP	DNP	DNP
Fleming	DNP	DNP	DNP	DNP	1-4	0-0	1-1	0-0	0-1	DNP	0-0	0-0
Hardmon	3-2	3-2	7-0	2-4	3-1	1-0	2-0	4-1	0-0	2-0	0-0	6-1
Harris	4-1	0-3	DNP	0-0	3-0	2-3	3-1	2-2	0-0	DNP	DNP	0-0
D. Jackson	DNP	3-1	0-0	0-0	DNP	1-0	0-0	0-0	0-1	0-0	0-0	DNP
Nattiel	2-0	0-0	1-1	2-0	2-1	4-2	5-3	3-5	4-1	5-8	2-2	4-4
Oquendo-Johnson	1-1	2-2	1-7	0-3	0-0	2-2	1-2	1-2	0-1	2-1	3-1	1-2
Owens	8-2	2-3	2-2	3-2	1-1	1-1	0-0	1-1	2-1	2-1	0-0	2-1
Royal	2-0	0-0	DNP	DNP	DNP	DNP	DNP	DNP	DNP	DNP	DNP	DNP



## Game-by-Game Tackles: Defensive Backs

Player	BSU UT-AT	MTSU UT-AT	@ Tenn. UT-AT	KY UT-AT	@ Miss St. UT-AT	LSU UT-AT	AUB UT-AT	vs. Ga UT-AT	at Vandy UT-AT	USC UT-AT	@ FSU UT-AT	SEC UT-AT
Alexander	2-0	3-1	1-1	3-3	6-0	2-2	5-0	3-1	2-3	3-1	3-1	0-0
Cromartie	DNP	DNP	DNP	DNP	DNP	10-0	5-1	3-0	2-0	2-1	5-1	2-2
Dixon	1-1	3-1	3-1	1-0	2-0	2-0	2-3	2-1	0-2	1-1	0-1	0-0
Gooch	1-0	0-0	0-0	0-0	0-0	0-0	0-0	0-0	0-0	0-0	1-0	0-0
M. Jackson	0-0	1-0	0-0	0-0	0-0	0-0	0-0	0-0	0-0	0-0	0-0	0-0
Johnson	2-1	5-0	10-3	5-1	14-3	4-5	9-8	6-6	3-1	4-3	1-2	4-2
Manuel	2-1	1-0	1-1	1-2	5-4	7-2	5-1	8-4	9-4	6-5	7-2	3-2
McCoun	0-0	0-0	DNP	1-0	0-0	0-0	DNP	DNP	DNP	DNP	DNP	DNP
Norwood	2-0	1-0	0-0	1-1	DNP	DNP	DNP	0-0	0-0	DNP	0-0	0-0
Ratliff	0-0	2-2	0-0	5-0	0-0	0-0	0-0	1-0	2-0	0-0	1-0	3-1
G. Scott	0-0	0-0	1-0	6-0	2-3	2-0	2-2	0-3	3-3	4-4	2-1	3-1
Sheppard	0-0	2-1	5-2	2-2	3-1	1-1	0-0	3-0	2-1	3-1	5-0	3-1
Westbrook	3-0	2-1	1-1	1-0	0-0	0-0	0-0	1-0	0-0	0-0	0-0	0-0




## Game-by-Game Rushing

Player	BSU Att-Yds-TD	MTSU Att-Yds-TD	@Tenn. Att-Yds-TD	KY. Att-Yds-TD	@MSU Att-Yds-TD	LSU Att-Yds-TD	AUB Att-Yds-TD	vs. UGA Att-Yds-TD	@Vandy Att-Yds-TD	USC Att-Yds-TD	@FSU Att-Yds-TD	SEC Att-Yds-TD
Berlin	DNP	2-3-0	DNP	DNP	3-(31)-0	DNP	-	DNP	-	DNP	DNP	DNP
Caldwell	-	-	-	1-4-0	-	-	-	2-11-0	1-10-0	-	-	-
Carroll	4-17-0	7-38-0	1-4-0	-	DNP	DNP	2-7-0	-	-	-	-	DNP
Carthon	-	3-17-0	-	-	-	4-12-0	2-0-0	-	1-4-0	-	-	-
Frazier	-	-	-	1-7-0	-	-	-	-	-	-	-	-
Gillespie	17-112-2	DNP	3-5-0	6-26-1	5-23-0	9-120-0	12-82-0	15-79-1	14-93-1	14-80-0	9-13-0	11-45-0
Graham	8-19-0	12-85-1	10-40-1	14-128-1	2-3-1	6-46-2	9-25-0	4-13-0	14-60-1	10-55-1	8-33-0	19-169-0
Grossman	2-6-0	1-4-0	DNP	3-(28)-0	2-(4)-0	5-(3)-0	2-3-0	-	5-(31)-0	2-0-0	-	5-(23)-0
Jonsson	-	-	-	2-16-0	-	-	-	-	2-1-0	-	-	-
Jacobs	-	1-8-0	-	1-(1)-0	-	-	-	-	1-4-1	DNP	-	-
Marks	DNP	1-2-0	DNP	-	-	-	1-0-0	-	DNP	DNP	DNP	-
Palmer	3-(18)-1	3-1-0	7-(10)-0	7-38-4	2-(19)-0	-	DNP	8-(-27)-1	DNP	3-(-7)-0	3-(-9)-0	-



## Game-by-Game Passing

Player	BSU At-Cmp-Int Yds-ID	MTSU At-Cmp-Int Yds-ID	@Tenn. At-Cmp-Int Yds-ID	KY. At-Cmp-Int Yds-ID	@MSU At-Cmp-Int Yds-ID	LSU At-Cmp-Int Yds-ID	AUB At-Cmp-Int Yds-ID	vs. UGA At-Cmp-Int Yds-ID	@Vandy At-Cmp-Int Yds-ID	USC At-Cmp-Int Yds-ID	@FSU At-Cmp-Int Yds-ID	SEC At-Cmp-Int Yds-ID
Palmer	46-21-0 327-3	23-15-0 139-1	43-20-1 290-1	19-12-0 190-1	20-7-1 106-0	3-3-0 22-0	DNP	12-6-0 95-1	DNP	27-15-0 250-3	30-17-2 180-1	0-0-0 0-0
Grossman	4-2-0 32-0	14-9-1 95-3	DNP	8-3-0 72-1	16-13-0 231-2	28-18-0 276-3	23-14-0 232-5	24-12-3 152-1	34-21-1 334-2	19-12-0 106-0	16-10-1 98-0	26-17-1 238-4
Berlin	DNP 11-0	4-2-0	DNP	DNP 148-2	19-13-0	DNP 11-0	3-2-0	DNP 0-0	1-0-1	DNP	DNP	DNP
Caldwell	-	-	-	-	1-1-0 9-0	-	-	-	-	-	-	-
Graham	-	-	-	-	-	1-0-0 0-0	-	-	1-0-0 0-0	-	-	-



## Game-by-Game Receiving

Player	BSU Rec-Yds-TD	MTSU Rec-Yds-TD	@Tenn. Rec-Yds-TD	KY. Rec-Yds-TD	@MSU Rec-Yds-TD	LSU Rec-Yds-TD	AUB Rec-Yds-TD	vs. UGA Rec-Yds-TD	@Vandy Rec-Yds-TD	USC Rec-Yds-TD	@FSU Rec-Yds-TD	SEC Rec-Yds-TD
Caldwell	3-66-0	6-54-0	5-69-0	1-44-0	7-77-0	2-26-0	5-66-2	3-52-0	5-102-1	6-75-1	3-38-0	3-91-2
Carroll	1-75-1	3-34-0	1-7-0	-	DNP	DNP	-	2-9-0	-	-	-	DNP
Carthon	-	-	-	1-18-0	1-26-0	-	-	-	-	-	-	-
Frazier	-	-	-	1-4-0	-	-	-	-	-	2-13-0	-	-
Gaffney	3-22-0	6-67-0	6-91-1	2-54-1	8-135-2	8-128-3	4-101-3	8-138-1	7-101-1	7-168-1	7-95-0	5-84-1
Gillespie	2-22-0	DNP	-	1-11-0	5-68-0	3-32-0	-	4-30-1	3-15-0	2-14-0	3-7-0	3-19-0
Graham	1-12-0	1-7-0	-	1-3-0	2-6-0	2-7-0	-	-	2-33-0	2-14-0	7-63-0	1-(2)-0
Grossman	-	-	-	-	-	1-9-0	-	-	-	-	-	-
Haugabrook	-	1-15-0	1-18-0	1-12-0	2-43-0	3-39-1	2-24-0	2-39-0	-	-	3-42-0	2-10-1
Jackson	-	-	-	-	2-62-1	1-15-0	1-3-0	-	-	-	-	-
Jacobs	4-42-0	2-26-1	3-31-0	2-15-0	1-19-0	2-42-0	1-9-0	-	1-9-0	-	1-5-0	-
Kight	1-10-0	-	DNP	1-23-0	3-30-0	1-24-0	-	-	-	-	-	-
Perez	-	1-3-0	DNP	-	DNP	-	-	-	-	-	-	-
Sheppard	-	-	-	-	-	-	-	-	1-47-0	-	-	-
Troupe	1-22-0	-	DNP	-	DNP	DNP	-	DNP	DNP	DNP	DNP	-
A. Walker	0-0-0	2-33-2	1-7-0	1-8-0	1-23-0	-	1-3-0	-	-	1-3-0	2-26-1	2-27-0
Wells	2-23-1	1-23-0	1-22-0	2-39-1	-	-	1-8-0	1-18-0	2-27-0	2-19-0	1-6-0	-
Willis	4-50-1	3-34-1	2-51-0	DNP	DNP	-	1-14-0	-	-	-	2-31-0	-

## Game-by-Game Team Defensive Totals

Opponent	UT/AT	TT	QBS (YDS)	TBL (YDS)	TTFL (YDS)	FH	FF	FR	BLK	PD	INT	BP
Ball State .....	50/24	74	1 (-8)	3 (-11)	4 (-19)	2	1	2	0	2	1	12
Middle Tennessee .....	52/43	95	4 (-10)	4 (-8)	8 (-18)	4	5	3	0	3	1	24
at Tennessee .....	53/30	83	2 (-7)	1 (-2)	3 (-9)	3	3	1	0	3	1	14
Kentucky .....	44/30	74	1 (-7)	2 (-7)	3 (-14)	14	3	1	0	2	2	25
at Miss. State .....	60/27	87	3 (-27)	4 (-7)	7 (-34)	5	1	1	0	3	2	19
LSU .....	54/29	83	1 (-1)	3 (-8)	4 (-9)	11	0	0	0	2	4	21
Auburn .....	58/43	101	5 (-30)	2 (-5)	7 (-35)	10	3	2	0	3	1	26
vs. Georgia (Jax) .....	56/43	99	3 (-29)	2(-7)	5(-36)	20	1	1	0	7	3	37
at Vanderbilt .....	50/34	84	2 (-7)	5 (-8)	7 (-15)	13	0	0	0	8	5	33
South Carolina .....	54/38	92	2 (-7)	6 (-13)	8(-20)	7	1	1	0	2	0	19
at Florida State .....	47/27	74	0	3 (-5)	3 (-5)	3	0	0	1	6	2	15
vs. Auburn (SEC) .....	51/32	83	1 (-4)	1 (-2)	2 (-6)	4	2	2	0	8	2	20
<b>UF TOTALS</b>	<b>629/400</b>	<b>1029</b>	<b>25 (-151)</b>	<b>36 (-83)</b>	<b>61 (-234)</b>	<b>96</b>	<b>20</b>	<b>14</b>	<b>1</b>	<b>49</b>	<b>24</b>	<b>265</b>
<b>OPP. TOTALS</b>	<b>498/211</b>	<b>709</b>	<b>25 (-248)</b>	<b>46 (-144)</b>	<b>71 (-392)</b>	<b>NA</b>	<b>4</b>	<b>10</b>	<b>4</b>	<b>50</b>	<b>12</b>	<b>NA</b>

**Key:** UT (Unassisted Tackles); AT (Assisted Tackles); TT (Total Tackles); QBS (Quarterback Sacks); TBL (Tackles, other than QBS, behind the line of scrimmage); TTFL (Total Tackles For Loss—QBS & TBL); FH (Forced Hurries on QB); FF (Forced Fumbles); FR (Fumble Recoveries); BLK (Blocked Punts/Extra Points/Field Goals); PD (Pass Deflections); INT (Interceptions); BP (Big Plays—Combination of TTFL, FH, FF, FR, BLK, PD and INTs).

## Game-by-Game Defensive Leaders

### Ball State

<b>Tackles (Solo)</b>	
Daryl Owens.....	10 (8)
Alex Brown.....	8(2)
<b>Total Tackles For Loss</b>	
Alex Brown.....	1 (-8)
Tron LaFavor.....	1 (-3)
Mike Nattiel.....	1 (-5)
Gerard Warren.....	1 (-3)

<b>Big Plays</b>	
Alex Brown.....	3
Lito Sheppard.....	2

### Middle Tennessee

<b>Tackles (Solo)</b>	
Matt Farris.....	7 (5)
Ian Scott.....	6 (3)
<b>Total Tackles For Loss</b>	
Ian Scott.....	2 (-3)
Kennard Ellis.....	1 (-2)
M. O-Johnson.....	1 (-3)

<b>Big Plays</b>	
Alex Brown.....	4.0
M. O-Johnson.....	4.0
Ian Scott.....	4.0

### Tennessee

<b>Tackles (Solo)</b>	
Todd Johnson.....	13 (10)
Matt Farris.....	10 (7)
Gerrard Warren.....	10(6)
<b>Total Tackles For Loss</b>	
Kennard Ellis.....	1 (-2)
Byron Hardmon.....	1 (-4)
Gerard Warren.....	1 (-4)

<b>Big Plays</b>	
Gerard Warren.....	4
Byron Hardmon.....	3
Lito Sheppard.....	3

### Kentucky

<b>Tackles (Solo)</b>	
Bennie Alexander.....	6 (3)
Todd Johnson.....	6 (5)
Guss Scott.....	6 (6)
<b>Total Tackles For Loss</b>	
Kennard Ellis.....	1 (-1)
Tron LaFavor.....	1 (-6)
Clint Mitchell.....	1 (-7)

<b>Big Plays</b>	
Alex Brown.....	4
Kennard Ellis.....	4
Gerard Warren.....	4

### Mississippi State

<b>Tackles (Solo)</b>	
Todd Johnson.....	17 (14)
Marquand Manuel.....	9(5)
Gerrard Warren.....	9(7)
Bennie Alexander.....	6(6)
<b>Total Tackles For Loss</b>	
Gerard Warren.....	3 (-21)
Tron LaFavor.....	2 (-3)

<b>Big Plays</b>	
Gerard Warren.....	5
Alex Brown.....	2
Todd Johnson.....	2
Tron LaFavor.....	2

### LSU

<b>Tackles (Solo)</b>	
Robert Cromartie.....	10 (10)
Todd Johnson.....	9 (4)
Marquand Manuel.....	9 (7)
<b>Total Tackles For Loss</b>	
Kennard Ellis.....	1 (-5)
Buck Gurley.....	1 (-1)
Thomas Pittman.....	1 (-1)
Gerard Warren.....	1 (-2)

<b>Big Plays</b>	
Kennard Ellis.....	4
Thad Bullard.....	3

### Auburn

<b>Tackles (Solo)</b>	
Todd Johnson.....	17(9)
Mike Nattiel.....	8(5)
Alex Brown.....	7(4)
Gerard Warren.....	8(5)
<b>Total Tackles For Loss</b>	
Alex Brown.....	3 (-18)
Three Tied with one	

<b>Big Plays</b>	
Gerard Warren.....	4
Four tied with three	

### Georgia

<b>Tackles (Solo)</b>	
Todd Johnson.....	12(6)
Marquand Manuel.....	8(4)
<b>Total Tackles For Loss</b>	
Clint Mitchell.....	1.5(-14)
Three tied with 1	

<b>Big Plays</b>	
Alex Brown.....	7.5
Kennard Ellis.....	4
Gerard Warren.....	4

### Vanderbilt

<b>Tackles (Solo)</b>	
Marquand Manuel.....	13 (9)
Travis Carroll.....	7 (6)
Gerard Warren.....	7 (3)
<b>Total Tackles For Loss</b>	
Alex Brown.....	2
Five with one	

<b>Big Plays</b>	
Alex Brown.....	5
Three with four	

### South Carolina

<b>Tackles (Solo)</b>	
Mike Nattiel.....	13(5)
Marquand Manuel.....	11 (6)
<b>Total Tackles For Loss</b>	

Derrick Chambers.....	3(-3)
Alex Brown.....	2(-8)
Gerard Warren.....	2(-8)

<b>Big Plays</b>	
Alex Brown.....	5
Gerard Warren.....	4
Derrick Chambers.....	4

### Florida State

<b>Tackles (Solo)</b>	
Travis Carroll.....	10(1)
Marquand Manuel.....	9 (7)
<b>Total Tackles For Loss</b>	

Alex Brown.....	2 (-3)
Marcus O-Johnson.....	1 (-2)

<b>Big Plays</b>	
Alex Brown.....	3
Marcus O-Johnson.....	3

### SEC Championship (vs. Auburn)

<b>Tackles (Solo)</b>	
Travis Carroll.....	8 (3)
Mike Nattiel.....	8 (4)
<b>Total Tackles For Loss</b>	
Marcus O-Johnson.....	1 (-2)

<b>Big Plays</b>	
Alex Brown.....	3
Travis Carroll.....	3
Lito Sheppard.....	3



## The Redzone

Team	In. 20	Scores	TDs	FGs
UF	60	52	41	11
Opp	39	32	18	14



## Touchdown Drives

Player	TD Length	TD Drive Length
1-10 Yards	26	1
11-20 Yards	14	3
21-30 Yards	5	5
31-40 Yards	1	3
41-50 Yards	1	6
51-60 Yards	4	8
61-70 Yards	2	11
71-80 Yards	1	8
81-90 Yards	0	4
91-99 Yards	0	5

TD Drive Possession Time	Plays on TD Drive
0:00-0:30	1: 3
0:31-1:00	2: 6
1:01-1:30	3: 3
1:31-2:00	4: 8
2:01-3:00	5: 8
3:01-4:00	6: 7
4:01-5:00	7: 4
5:01-6:00	8: 5
6:01-7:00	9: 3
	10: 4
	11: 2
	12: 1
	13: 0
	13+ 0

Total TD Drive Time: 6,506 seconds  
 Total Offensive TD: 54  
 Average TD Time: 2:04.8



## Florida Big Plays

\* Plays of 20 yards or longer

### Run (12):

Gillespie - 7 (20 yds vs. BSU, 37 vs. LSU, 47 yds vs. AU, 21 yds vs. UGA, 24 yds vs. VU, 20 vs. USC, 21 yds in SEC)  
 Graham-3 (57 yds vs. UK, 22 yds in SEC, 25 yds in SEC)  
 Carroll- 1 (22 yds vs. MT)  
 Rhine-1 (26 yds. vs. USC)

### Pass (60):

Gaffney- 24(59 yds vs. LSU, 43 yds vs. UK, 42 yds vs. MSU, 28 yds vs. MT, 33 yds vs. UT, 26 yds vs. LSU, 23 yds vs. MSU, 50 yds vs. AU, 23 yds vs. AU, 27 yds vs. UGA, 23 yds vs. UGA, 21 yds vs. UGA, 25 yds vs. VU, 23 yds vs. VU, 40 yds vs. USC, 70 yds vs. USC, 21 yds vs. USC, 29 yds vs. FSU, 22 yds in SEC, 27 yds in SEC, 20 yds in SEC)  
 Caldwell- 11 (42 yds. vs. BSU, 21 yds vs. MT, 21 yds vs. UT, 53 yds vs. AU, 27 yds vs. UGA, 47 yds vs. VU, 35 yds vs. VU, 35 yds vs. VU, 26 yds vs. USC, 66 yds in SEC)  
 Wells- 4 (23 yds vs. MT, 22 yds vs. UT, 32 yds vs. UK, 23 yds vs. VU)  
 Haugabrook- 4 (28 yds vs. UK, 21 yds vs. MSU, 26 yds vs. AU, 24 yds vs. USC)  
 Willis - 4 (20 yds. vs. BSU, 31 yds vs. UT, 20 yds vs. UT, 27 yds vs. FSU)  
 Carroll - 2 (75 yds. vs. BSU, 23 yds vs. MT)  
 Jackson-2 (33 yds vs. MSU, 29 yds vs. MSU)  
 Jacobs-2 (33 yds vs. LSU, 25 yds vs. UT)  
 Kight-2 (24 yds vs. LSU, 23 yds vs. UK)  
 Graham-2 (27 yds. vs. VU, 20 yds vs. FSU)  
 Walker- 2 (23 yds vs. MSU, 21 yds vs. FSU)  
 Gillespie-2 (34 yds vs. MSU, 22 yds vs. LSU)  
 Sheppard-1 (47 yds. vs. VU)  
 Troupe - 1(22 yds. vs. BSU)  
 Carthon- 1 (26 yds vs. MSU)



## Turnovers

Team	TOs Forced (Int/Fumbles)	Points Scored Off
Florida	40(24/16)	159
Opponents	21 (12/9)	54



## Third Down Conversions

Florida		Opponents	
3-1	12/20	3-1	24/25
3-2	7/10	3-2	8/13
3-3	4/7	3-3	5/16
3-4	7/10	3-4	4/11
3-5	4/10	3-5	5/16
3-6	5/14	3-6	4/13
3-7	4/10	3-7	4/12
3-8	1/5	3-8	4/7
3-9	2/9	3-9	1/9
3-10	9/24	3-10	7/24
3-11	1/5	3-11	2/8
3-12	1/5	3-12	1/13
3-13	2/4	3-13	2/4
3-14	1/2	3-14	0/3
3-15	1/8	3-15	0/5
3-16	0/1	3-16	1/3
3-17	0/1	3-17	1/3
3-18	1/3	3-18	0/1
3-19	0/0	3-19	0/1
3-20+	0/8	3-20+	0/2
Total	62/156 (.397)	Total:	71-190 (.374)



## 100-Yard Games

### 100-Yard Receiving Games (Career/Season)

UF: 7 Gaffney (6/6); Caldwell (1/1)  
 Opp: 2 (Minnis, FSU, McCord, UK)

### 100-Yard Rushing Games (Career/Season)

UF: 4 Graham (5/2); Carroll (3/0); Gillespie (4/2)  
 Opp: 5 (Henry, UT; Pinner, UK, Miller, MSU, Walker, MSU, Johnson, AU)



## Kickoff Statistics

Team	No.	TD	TB	OS	OB	Avg KO+Avg. Start*
UF	89	0	28	2	2	3.5 22.5
Opp.	46	0	5	3	2	6.9 26.7

+ Average yard ball kicked to and returned to (i.e. 3.5 is the average yard line Florida kicked the ball to on kickoffs).

## Florida Superlatives

Points Scored .....	59 vs. Kentucky
<i>Low</i> .....	7 vs. Florida State
First Downs .....	28 vs. Ball State
<i>Low</i> .....	15 vs. Florida State
Rushing Plays .....	38 vs. Vanderbilt
<i>Low</i> .....	20 vs. Florida State
Fumbles Lost .....	2 vs. Middle Tennessee, Mississippi State
<i>Low</i> .....	0 vs. Kentucky, LSU, Auburn, South Carolina, Florida State
Rushing Yardage .....	191 vs. Auburn <sup>2</sup>
<i>Low</i> .....	minus-78 vs. Mississippi State
Passes Attempted .....	57 vs. Mississippi State
<i>Low</i> .....	26 vs. Auburn, Auburn <sup>2</sup>
Passes Completed .....	34 vs. Mississippi State
<i>Low</i> .....	15 vs. Kentucky
Passes Intercepted .....	3 vs. Georgia, Florida State
<i>Low</i> .....	0 vs. Ball State, Kentucky, LSU, Auburn, South Carolina
Passing Yardage .....	494 vs. Mississippi State
<i>Low</i> .....	238 vs. Auburn <sup>2</sup>
Total Plays .....	84 vs. Ball State
<i>Low</i> .....	55 vs. Auburn
Total Offense .....	508 vs. South Carolina
<i>Low</i> .....	315 vs. Florida State

### Individual Long Plays

Rushing .....	57, Graham vs. Kentucky (TD)
Passing .....	75, Palmer vs. Ball State (TD)
Reception .....	75, Carroll vs. Ball State (TD)
Field Goal .....	54, Chandler vs. Georgia
Punt .....	65, Rhine vs. Auburn <sup>2</sup>
Punt Return .....	57, Sheppard vs. S. Carolina (TD)
Kickoff Return .....	39, Sheppard vs. Mississippi State
Interception Return .....	61, Sheppard vs. Georgia

### Individual Player Superlatives

Rushes .....	19, Gillespie vs. LSU Graham vs. Auburn <sup>2</sup>
Yards Rushing .....	169, Graham vs. Auburn <sup>2</sup>
TD Rushes .....	4, Palmer vs. Kentucky
Pass Attempts .....	46, Palmer vs. Ball State
Pass Completions .....	21, Palmer vs. Ball State 21, Grossman vs. Vanderbilt
Yards Passing .....	334, Grossman vs. Vanderbilt
TD Passes .....	5, Grossman vs. Auburn
Receptions .....	8, Gaffney vs. Mississippi State, LSU, Georgia
Yards Receiving .....	168, Gaffney vs. South Carolina
TD Receptions .....	3, Gaffney vs. LSU, Auburn
Field Goals .....	3, Chandler vs. Vanderbilt
Punts .....	8, Rhine vs. Florida State
Punting Average .....	48.5, Rhine vs. Middle Tennessee

<sup>2</sup> SEC Championship Game, Atlanta, Ga.

## Opponent Superlatives

Points Scored .....	47, Mississippi State
<i>Low</i> .....	0, Middle Tennessee
First Downs .....	25, Kentucky, Mississippi State
<i>Low</i> .....	13, Ball State, Middle Tennessee, Vanderbilt, South Carolina
Rushing Plays .....	57, Mississippi State
<i>Low</i> .....	28, Auburn <sup>2</sup>
Fumbles Lost .....	4, Middle Tennessee
<i>Low</i> .....	0, LSU, Florida State
Rushing Yardage .....	351, Mississippi State
<i>Low</i> .....	52, Vanderbilt
Passes Attempted .....	60, Kentucky
<i>Low</i> .....	27, Ball State, Mississippi State
Passes Completed .....	35, Kentucky
<i>Low</i> .....	14, Mississippi State
Passes Intercepted .....	5, Vanderbilt
<i>Low</i> .....	0, South Carolina
Passing Yardage .....	363, Kentucky
<i>Low</i> .....	139, Middle Tennessee
Total Plays .....	89, Kentucky
<i>Low</i> .....	61, Ball State
Total Offense .....	517, Mississippi State
<i>Low</i> .....	199, Vanderbilt


### Individual Long Plays

Rushing .....	60, Dontae Walker, Mississippi State
Passing .....	54, Josh Booty, LSU
Reception .....	54, Domanick Davis, LSU
Field Goal .....	47, John Markham, Vanderbilt
Punt .....	55, Prentiss Cole, Mississippi State 55, Bennett, Georgia
Punt Return .....	30, Domanick Davis, LSU
Kickoff Return .....	33, Leonard Scott, Tennessee 33, K. Shanklin, Kentucky
Interception Return .....	58, Tay Cody, Florida State

### Individual Player Superlatives

Rushes .....	37, Travis Henry, Tennessee
Yards Rushing .....	175, Travis Henry, Tennessee
TD Rushes .....	2, Wayne Madkin, Mississippi State 2, Musa Smith, Georgia
Pass Attempts .....	59, Jared Lorenzen, Kentucky
Pass Completions .....	35, Jared Lorenzen, Kentucky
Yards Passing .....	363, Jared Lorenzen, Kentucky
TD Passes .....	3, Chris Weinke, Florida State
Receptions .....	9, Cedrick Wilson, Tennessee
Yards Receiving .....	187, Marvin Minnis, Florida St.
TD Receptions .....	2, Derek Smith, Kentucky Marvin Minnis, Florida State
Field Goals .....	5, Alex Wells, Tennessee
Punts .....	9, Robert Billings, Middle Tenn.
Punting Average .....	43.8, David Leaverton, Tennessee

<sup>2</sup> SEC Championship Game, Atlanta, Ga.



## FloridaStarters

### Offense

	<b>BSU</b>	<b>MTSU</b>	<b>@Tenn.</b>	<b>KY.</b>	<b>@MSU</b>	<b>LSU</b>	<b>AUB</b>	<b>vs. UGA</b>	<b>@Vandy</b>	<b>USC</b>	<b>@FSU</b>	<b>SEC (vs. AU)</b>
WR	Alex Willis	Alex Willis	Alex Willis	Reche Caldwell	Reche Caldwell	Reche Caldwell	Reche Caldwell	Reche Caldwell	Reche Caldwell	Reche Caldwell	Reche Caldwell	Reche Caldwell
WR	Reche Caldwell	Reche Caldwell	Taylor Jacobs	Taylor Jacobs	Taylor Jacobs	Jabar Gaffney	Jabar Gaffney	Jabar Gaffney	Jabar Gaffney	Jabar Gaffney	Jabar Gaffney	Jabar Gaffney
LT	Mike Pearson	Mike Pearson	Mike Pearson	Mike Pearson	Mike Pearson	Mike Pearson	Mike Pearson	Mike Pearson	Mike Pearson	Mike Pearson	Mike Pearson	Mike Pearson
LG	Thomas Moody	Thomas Moody	Thomas Moody	Thomas Moody	Thomas Moody	Thomas Moody	Thomas Moody	Thomas Moody	Thomas Moody	Thomas Moody	Thomas Moody	Thomas Moody
C	David Jorgensen	David Jorgensen	David Jorgensen	David Jorgensen	David Jorgensen	David Jorgensen	David Jorgensen	David Jorgensen	David Jorgensen	David Jorgensen	David Jorgensen	David Jorgensen
RG	Erik Strange	Leon Hires	Leon Hires	Erik Strange	Leon Hires	Leon Hires	Leon Hires	Leon Hires	Leon Hires	Leon Hires	Leon Hires	Leon Hires
RT	Leon Hires	Kenyatta Walker	Kenyatta Walker	Leon Hires	Kenyatta Walker	Kenyatta Walker	Kenyatta Walker	Kenyatta Walker	Kenyatta Walker	Kenyatta Walker	Kenyatta Walker	Kenyatta Walker
TE	Kirk Wells	Aaron Walker	Aaron Walker	Kelvin Kight*	Aaron Walker	Taylor Jacobs*	Aaron Walker	Aaron Walker	Aaron Walker	Taylor Jacobs%	Aaron Walker	Brian Haugabrook*
QB	Jesse Palmer	Jesse Palmer	Jesse Palmer	Jesse Palmer	Jesse Palmer	Rex Grossman	Rex Grossman	Rex Grossman	Rex Grossman	Rex Grossman	Rex Grossman	Rex Grossman
TB	Robert Gillespie	Earnest Graham	Robert Gillespie	Earnest Graham	Jabar Gaffney#	Ran Carthon	Robert Gillespie	Robert Gillespie	Robert Gillespie	Matt Jackson%	Robert Gillespie	Earnest Graham
FB	Rod Frazier	Rod Frazier	Rod Frazier	Rod Frazier	Brian Haugabrook#	Rod Frazier	Rod Frazier	Rod Frazier	Rod Frazier	Brian Haugabrook%	Rod Frazier	Rod Frazier

\*Florida started with three wide outs, # Florida started with four wide outs, % Florida started five wide outs

### Defense

	<b>BSU</b>	<b>MTSU</b>	<b>@Tenn.</b>	<b>KY.</b>	<b>@MSU</b>	<b>LSU</b>	<b>AUB</b>	<b>vs. UGA</b>	<b>@Vandy</b>	<b>USC</b>	<b>@FSU</b>	<b>SEC (vs. AU)</b>
DE	Thaddeus Bullard	Kennard Ellis	Tron LaFavor	Marcus O-Johnson	Clint Mitchell	Clint Mitchell	Clint Mitchell	Clint Mitchell	Clint Mitchell	Clint Mitchell	Clint Mitchell	Clint Mitchell
LT	Gerard Warren	Gerard Warren	Gerard Warren	Gerard Warren	Gerard Warren	Gerard Warren	Gerard Warren	Derrick Chambers	Derrick Chambers	Derrick Chambers	Derrick Chambers	Derrick Chambers
RT	Derrick Chambers	Derrick Chambers	Derrick Chambers	Buck Gurley	Buck Gurley	Derrick Chambers	Buck Gurley	Buck Gurley	Gerard Warren	Gerard Warren	Gerard Warren	Gerard Warren
RE	Alex Brown	Alex Brown	Alex Brown	Kennard Ellis	Alex Brown	Alex Brown	Alex Brown	Alex Brown	Alex Brown	Alex Brown	Alex Brown	Alex Brown
WLB	Daryl Owens	Dwight Jackson	Daryl Owens	Marquand Manuel*	Daryl Owens	Mike Nattiel	Mike Nattiel	Mike Nattiel	Mike Nattiel	Mike Nattiel	Mike Nattiel	Mike Nattiel
SLB	Byron Hardmon	Marquis Westbrook*	Byron Hardmon	Byron Hardmon	Byron Hardmon	Marcus O-Johnson	Marcus O-Johnson	Marcus O-Johnson	Marcus O-Johnson	Marcus O-Johnson	Marcus O-Johnson	Marcus O-Johnson
MLB	Andra Davis	Matt Farrior	Matt Farrior	Matt Farrior	Travis Harris	Travis Harris	Travis Harris	Travis Harris	Travis Carroll	Travis Carroll	Travis Carroll	Travis Carroll
LC	Lito Sheppard	Lito Sheppard	Lito Sheppard	Lito Sheppard	Lito Sheppard	Lito Sheppard	Bennie Alexander	Lito Sheppard	Lito Sheppard	Lito Sheppard	Lito Sheppard	Lito Sheppard
RC	Bennie Alexander	Bennie Alexander	Bennie Alexander	Keiwan Ratliff	Bennie Alexander	Robert Cromartie	Robert Cromartie	Robert Cromartie	Robert Cromartie	Robert Cromartie	Robert Cromartie	Robert Cromartie
SS	Todd Johnson	Todd Johnson	Todd Johnson	Todd Johnson	Marquand Manuel	Marquand Manuel	Marquand Manuel	Marquand Manuel	Marquand Manuel	Marquand Manuel	Marquand Manuel	Marquand Manuel
FS	Daryl Dixon	Daryl Dixon	Daryl Dixon	Daryl Dixon	Todd Johnson	Todd Johnson	Todd Johnson	Todd Johnson	Todd Johnson	Todd Johnson	Todd Johnson	Todd Johnson

\*Florida started in a nickel package